



State of New Mexico  
**WORKERS' COMPENSATION  
ADMINISTRATION**

**1<sup>st</sup> QUARTER CY 2026  
INSURER SCORECARD**

**CONTENTS**

SCORECARD PROCESS AND NOTES .....	1
LATE FILING FROI TREND – 12 QTRS: First Report of Injury or Illness .....	2
LATE FILING FROI ITEMIZED: First Report of Injury or Illness – Q1 (CONT.) .....	3
LATE FILING FROI ITEMIZED: First Report of Injury or Illness – Q1 (CONT.) .....	4
LATE FILING FROI ITEMIZED: First Report of Injury or Illness – Q1 (CONT.) .....	5
LATE PAYMENT OF INITIAL BENEFITS TREND – 12 QTRS .....	6
LATE PAYMENT OF INITIAL BENEFITS ITEMIZED – Q1 (CONT.) .....	7
LATE PAYMENT OF INITIAL BENEFITS ITEMIZED – Q1 (CONT.) .....	8
LATE FILING SROI TREND – 12 QTRS: Subsequent Report of Injury.....	9
LATE FILING SROI ITEMIZED: Subsequent Report of Injury – Q1 (CONT.) .....	10
LATE FILING SROI ITEMIZED: Subsequent Report of Injury – Q1 (CONT.) .....	11
LATE FILING SROI ITEMIZED: Subsequent Report of Injury – Q1 (CONT.) .....	12
12 QUARTER LEGAL ACTIVITY REPORT.....	13
12 QUARTER LEGAL ACTIVITY REPORT (CONT.).....	14
12 QUARTER LEGAL ACTIVITY REPORT (CONT.).....	15
12 QUARTER LEGAL ACTIVITY REPORT (CONT.).....	16

**\*\*The New Mexico Workers' Compensation Administration relies on carriers to accurately report their data to the agency. Carrier submissions are subject to computer edits and review by WCA staff. However, the data used in this report remains unaltered by the WCA. As such, data reporting errors can occur and may result in skewed scorecard results.**

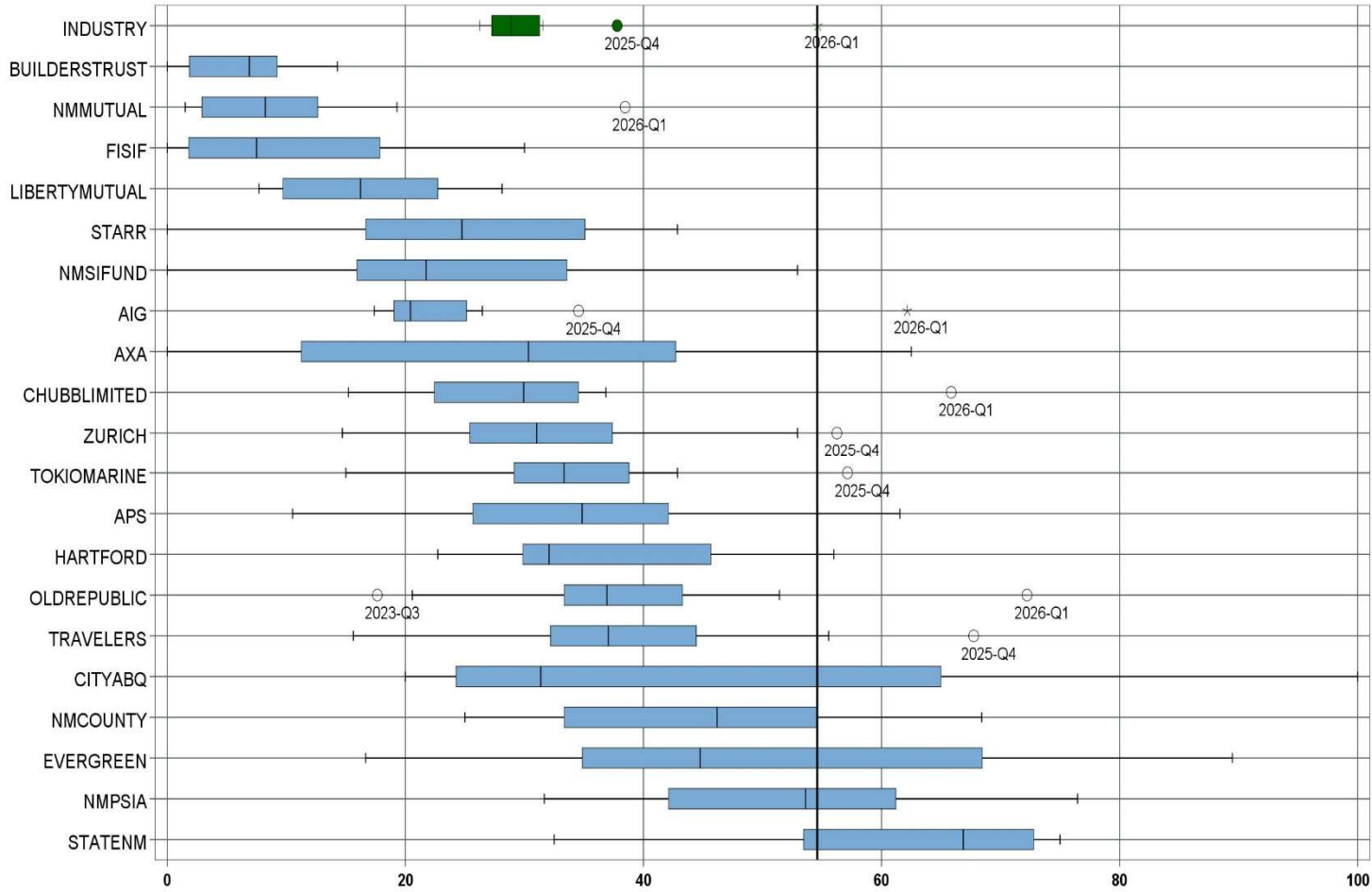
Produced by the Economic Research & Policy Bureau  
Richard Adu-Asamoah, Bureau Chief  
Ruili Yan, Economist

## SCORECARD PROCESS AND NOTES

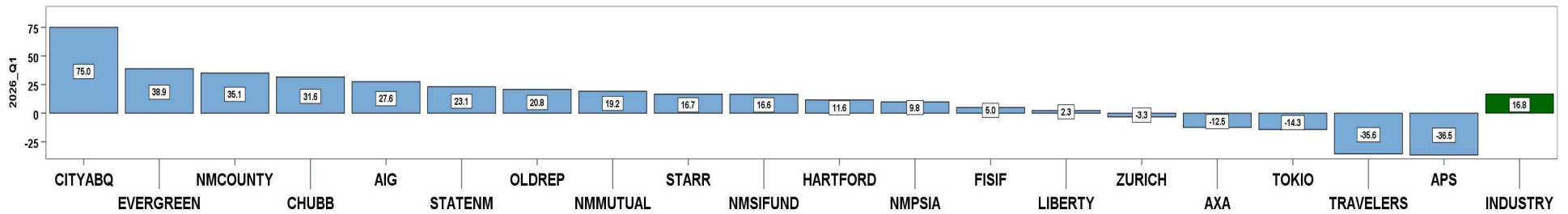
- ❖ Carriers are grouped by the uppermost parent company identified by AM Best Corporation, rather than by the NM WCA-assigned carrier number.
- ❖ The graphical information presented on the first page of each section is based on the 20 carriers and self-insured entities with the highest volume of indemnity SROI reports submitted for the preceding 12 quarters. The selection of carriers by volume of SROIs will automatically “phase-out” carriers that cease to conduct business in New Mexico, and “phase-in” those that increase volume or become active, as needed.
- ❖ Each quarter is presented as a stand-alone quarter that only includes data for that quarter. Additionally, a summary report for the year is prepared alongside Q4 to give carriers an overview of the year.
- ❖ The detailed listing of reporting results is listed alphabetically, rather than by Z-score.
- ❖ **The New Mexico Workers' Compensation Administration (NMWCA) implemented the IAIABC EDI Claims Release 3.1 standard for First Report of Injury (FROI) and Subsequent Report of Injury (SROI) on 11/7/2025. There are data filing delays that may temporarily affect scorecard results during the transition.**

1<sup>st</sup> QUARTER CY 2026  
New Mexico Workers' Compensation Administration

LATE FILING FROI TREND – 12 QTRS: First Report of Injury or Illness



Q1 CY 2026 Claim Summary		
Carrier Name	No.	% Late
AIG	37	62
APS	8	25
AXA	6	0
CHUBBLIMITED	41	66
CITYABQ	6	100
EVERGREEN	18	56
FISIF	10	30
HARTFORD	25	56
LIBERTYMUTUAL	32	28
NMCOUNTY	19	68
NMMUTUAL	13	38
NMPSIA	17	76
NMSIFUND	17	53
OLDREPUBLIC	18	72
STARR	6	33
STATENM	26	73
TOKIOMARINE	14	43
TRAVELERS	28	32
ZURICH	34	53
<b>Industry Average</b>	<b>496</b>	<b>54.6%</b>



**1<sup>st</sup> QUARTER CY 2026**  
 New Mexico Workers' Compensation Administration

**LATE FILING FROI ITEMIZED: First Report of Injury or Illness – Q1 (CONT.)**

Carrier ID	Carrier Name	Number of ttd-ptd claims	Number Late	Late Ratio	Expected	Z-Score	Z > 2
ABF01	ABF FREIGHT SYSTEM INC	2	1	50.0%	1		
33652	ACCIDENT INSURANCE COMPANY, INC. HOLDING COMPANY	1	1	100.0%	1		
468	ACUITY A MUTUAL INS COMPANY	3	0	0.0%	2		
55353	ALASKA NATIONAL CORPORATION	1	0	0.0%	1		
APS01	ALBUQUERQUE PUBLIC SCHOOLS	8	2	25.0%	4		
58317	AMERICAN FINANCIAL GROUP, INC	4	2	50.0%	2		
58702	AMERICAN INTERNATIONAL GROUP, INC	37	23	62.2%	20	0.46	
52536	AMERISURE MUTUAL HOLDINGS INC	1	1	100.0%	1		
58459	ARCH CAPITAL GROUP LTD.	8	6	75.0%	4		
58448	ARGO GROUP INTERNATIONAL HOLDINGS, LTD	6	6	100.0%	3		
85085	AXA S.A.	6	0	0.0%	3		
58334	BERKSHIRE HATHAWAY INC	2	2	100.0%	1		
46512	BIC HOLDINGS LLC	1	1	100.0%	1		
60081	BLUE CROSS BLUE SHIELD OF MI MUTUAL INS	2	1	50.0%	1		
54092	CANADIAN PENSION PLAN INVESTMENT BOARD	1	1	100.0%	1		
46331	CHINA MINSHENG INVESTMENT GROUP CORP LTD	1	1	100.0%	1		
CHR01	CHRISTUS HEALTH	3	3	100.0%	2		
58303	CHUBB LIMITED	41	27	65.9%	22	0.69	
12205	CIMARRON INSURANCE COMPANY	2	1	50.0%	1		
ABQ01	CITY OF ALBUQUERQUE	6	6	100.0%	3		
CAR01	CITY OF CARLSBAD	1	0	0.0%	1		
FAR01	CITY OF FARMINGTON	2	0	0.0%	1		
CLC01	CITY OF LAS CRUCES	2	1	50.0%	1		
CSF01	CITY OF SANTA FE	1	0	0.0%	1		
44179	COPPERPOINT MUTUAL INSURANCE HOLDING CO	3	0	0.0%	2		
COS01	COSTCO WHOLESALE	6	2	33.3%	3		
DOL01	DOLLAR GENERAL (DOLGEN CORP)	1	0	0.0%	1		
318	DONEGAL MUTUAL INSURANCE COMPANY	2	1	50.0%	1		
51243	EMPLOYERS HOLDINGS, INC.	4	4	100.0%	2		
2161	EMPLOYERS MUTUAL CASUALTY COMPANY	3	3	100.0%	2		
58455	EVEREST RE GROUP LTD	4	3	75.0%	2		
<b>Total</b>		<b>496</b>	<b>271</b>	<b>54.6%</b>			

**1<sup>st</sup> QUARTER CY 2026**  
 New Mexico Workers' Compensation Administration

**LATE FILING FROI ITEMIZED: First Report of Injury or Illness – Q1 (CONT.)**

Carrier ID	Carrier Name	Number of ttd-ptd claims	Number Late	Late Ratio	Expected	Z-Score	Z > 2
44385	EVERGREEN PARENT, L.P.	18	10	55.6%	10	0.06	
50710	EXXON MOBIL CORPORATION	1	0	0.0%	1		
58364	FAIRFAX FINANCIAL HOLDINGS LIMITED	3	1	33.3%	2		
FEX01	FEDERAL EXPRESS CORP POB 727	4	1	25.0%	2		
FIS01	FOOD INDUSTRY SELF INS FUND OF NM	10	3	30.0%	5	-1.51	
58707	HARTFORD FINANCIAL SERVICES GROUP INC	25	14	56.0%	14	0.08	
ITL01	INTEL CORPORATION	2	0	0.0%	1		
51114	LIBERTY MUTUAL HOLDING COMPANY INC.	32	9	28.1%	17	-1.63	
50177	LOEWS CORPORATION	6	4	66.7%	3		
LAN01	LOS ALAMOS LABS	1	0	0.0%	1		
46747	MAG MUTUAL HOLDING COMPANY	1	1	100.0%	1		
58405	MARKEL CORPORATION	6	4	66.7%	3		
13913	MIDWEST BUILDERS' CASUALTY MUTUAL CO	1	1	100.0%	1		
HCW01	N M HEALTHCARE W C GROUP	4	2	50.0%	2		
PSI01	N M PUBLIC SCHOOLS	17	13	76.5%	9	1.34	
SIF01	N M SELF INSURERS FUND	17	9	52.9%	9	-0.10	
CIA01	NEW MEXICO ASSN. OF COUNTIES	19	13	68.4%	10	0.85	
HWG01	NEW MEXICO HOSPITAL WORK COMP GROUP	1	0	0.0%	1		
11527	NEW MEXICO MUTUAL CASUALTY COMPANY	13	5	38.5%	7	-0.99	
58439	OLD REPUBLIC INTERNATIONAL CORPORATION	18	13	72.2%	10	1.08	
45081	PIE GROUP HOLDINGS, INC	1	1	100.0%	1		
59716	PROSIGHT GLOBAL HOLDINGS LTD	1	0	0.0%	1		
85434	QBE INSURANCE GROUP LIMITED	2	1	50.0%	1		
RYD01	RYDER SYSTEMS INC	1	0	0.0%	1		
SJR01	SAN JUAN REGIONAL MEDICAL CENTER	2	0	0.0%	1		
SAN01	SANDIA CORPORATION	2	0	0.0%	1		
58466	SELECTIVE INSURANCE GROUP INC	2	2	100.0%	1		
46834	SERVICE INSURANCE HOLDINGS, INC	1	1	100.0%	1		
55404	STARR INTERNATIONAL COMPANY, INC.	6	2	33.3%	3		
SNM01	STATE OF NEW MEXICO RISK MGMT DIVISION	26	19	73.1%	14	1.13	
KRO01	THE KROGER CO.	2	1	50.0%	1		
<b>Total</b>		<b>496</b>	<b>271</b>	<b>54.6%</b>			

**1<sup>st</sup> QUARTER CY 2026**  
 New Mexico Workers' Compensation Administration

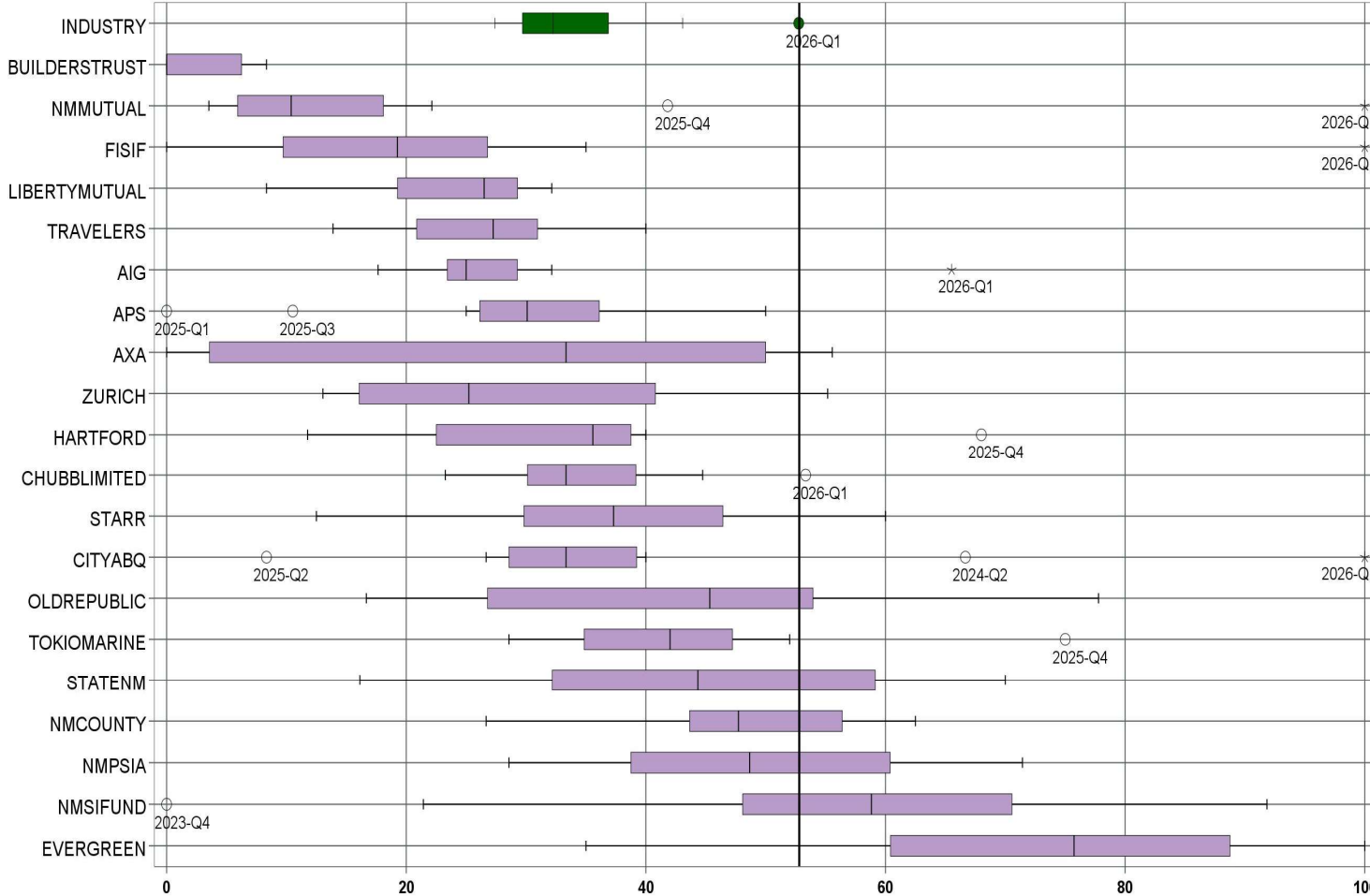
**LATE FILING FROI ITEMIZED: First Report of Injury or Illness – Q1 (CONT.)**

Carrier ID	Carrier Name	Number of ttd-ptd claims	Number Late	Late Ratio	Expected	Z-Score	Z > 2
58633	TOKIO MARINE HOLDINGS, INC.	14	6	42.9%	8	-0.72	
58470	TRAVELERS COMPANIES, INC.	28	9	32.1%	15	-1.38	
58496	W. R. BERKLEY CORPORATION	5	4	80.0%	3		
3482	WCF MUTUAL INSURANCE COMPANY	4	4	100.0%	2		
46966	WESTAIM HIIG LP	1	1	100.0%	1		
50457	ZURICH INSURANCE GROUP LTD	34	18	52.9%	19	-0.10	

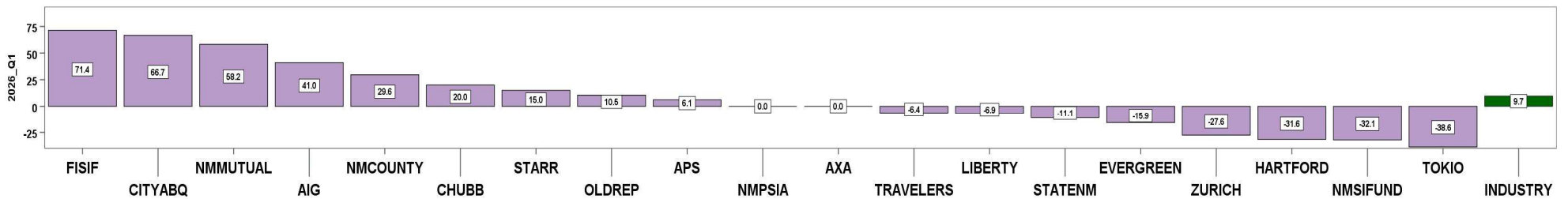
<b>Total</b>		<b>496</b>	<b>271</b>	<b>54.6%</b>			
--------------	--	------------	------------	--------------	--	--	--

1<sup>st</sup> QUARTER CY 2026  
New Mexico Workers' Compensation Administration

LATE PAYMENT OF INITIAL BENEFITS TREND – 12 QTRS



Q1 CY 2026 Claim Summary		
Carrier Name	No.	% Late
AIG	29	66
APS	6	33
AXA	5	0
CHUBBLIMITED	30	53
CITYABQ	5	100
EVERGREEN	16	75
FISIF	9	100
HARTFORD	22	36
LIBERTYMUTUAL	26	23
NMCOUNTY	16	56
NMMUTUAL	13	100
NMPSIA	7	71
NMSIFUND	17	59
OLDREPUBLIC	11	55
STARR	5	40
STATENM	9	33
TOKIOMARINE	11	36
TRAVELERS	26	27
ZURICH	29	28
<b>Industry Average</b>	<b>381</b>	<b>52.8%</b>



LATE PAYMENT OF INITIAL BENEFITS ITEMIZED – Q1 (CONT.)

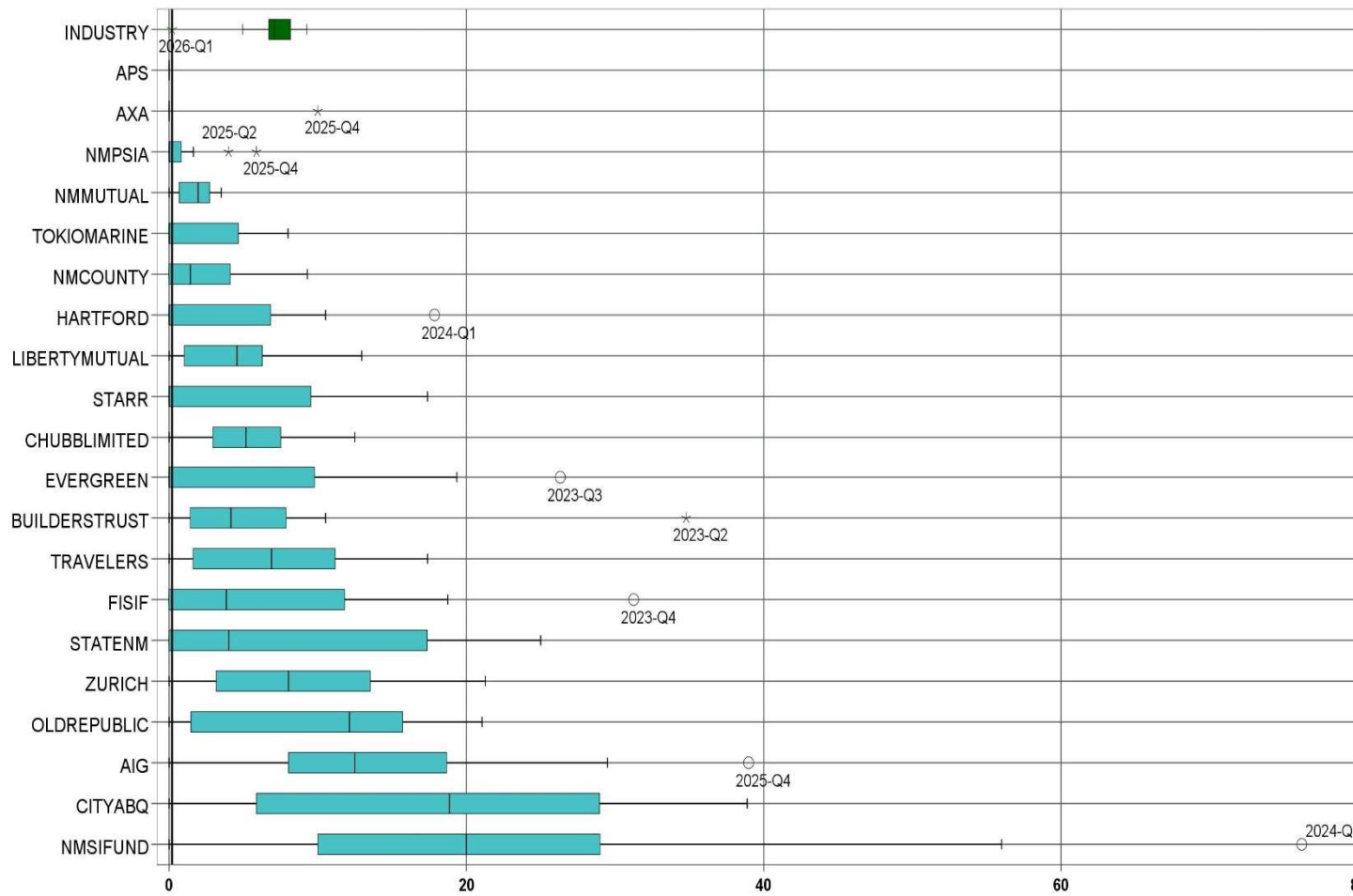
Carrier ID	Carrier Name	Number of ttd-ptd claims	Number Late	Late Ratio	Expected	Z-Score	Z > 2
ABF01	ABF FREIGHT SYSTEM INC	2	2	100.0%	1		
33652	ACCIDENT INSURANCE COMPANY, INC. HOLDING COMPANY	1	1	100.0%	1		
468	ACUITY A MUTUAL INS COMPANY	3	2	66.7%	2		
55353	ALASKA NATIONAL CORPORATION	1	0	0.0%	1		
APS01	ALBUQUERQUE PUBLIC SCHOOLS	6	2	33.3%	3		
58317	AMERICAN FINANCIAL GROUP, INC	4	2	50.0%	2		
58702	AMERICAN INTERNATIONAL GROUP, INC	29	19	65.5%	15	0.56	
58459	ARCH CAPITAL GROUP LTD.	6	5	83.3%	3		
58448	ARGO GROUP INTERNATIONAL HOLDINGS, LTD	3	3	100.0%	2		
85085	AXA S.A.	5	0	0.0%	3		
58334	BERKSHIRE HATHAWAY INC	1	1	100.0%	1		
46512	BIC HOLDINGS LLC	1	1	100.0%	1		
54092	CANADIAN PENSION PLAN INVESTMENT BOARD	1	1	100.0%	1		
CHR01	CHRISTUS HEALTH	3	1	33.3%	2		
58303	CHUBB LIMITED	30	16	53.3%	16	0.03	
ABQ01	CITY OF ALBUQUERQUE	5	5	100.0%	3		
CAR01	CITY OF CARLSBAD	1	1	100.0%	1		
CLC01	CITY OF LAS CRUCES	1	0	0.0%	1		
44179	COPPERPOINT MUTUAL INSURANCE HOLDING CO	2	0	0.0%	1		
COS01	COSTCO WHOLESALE	6	2	33.3%	3		
DOL01	DOLLAR GENERAL (DOLGEN CORP)	1	1	100.0%	1		
318	DONEGAL MUTUAL INSURANCE COMPANY	1	1	100.0%	1		
51243	EMPLOYERS HOLDINGS, INC.	3	1	33.3%	2		
2161	EMPLOYERS MUTUAL CASUALTY COMPANY	1	1	100.0%	1		
58455	EVEREST RE GROUP LTD	3	3	100.0%	2		
44385	EVERGREEN PARENT, L.P.	16	12	75.0%	8	0.98	
58364	FAIRFAX FINANCIAL HOLDINGS LIMITED	2	1	50.0%	1		
FEX01	FEDERAL EXPRESS CORP POB 727	4	2	50.0%	2		
FIS01	FOOD INDUSTRY SELF INS FUND OF NM	9	9	100.0%	5		
58707	HARTFORD FINANCIAL SERVICES GROUP INC	22	8	36.4%	12	-0.72	
<b>Total</b>		<b>381</b>	<b>201</b>	<b>52.8%</b>			

LATE PAYMENT OF INITIAL BENEFITS ITEMIZED – Q1 (CONT.)

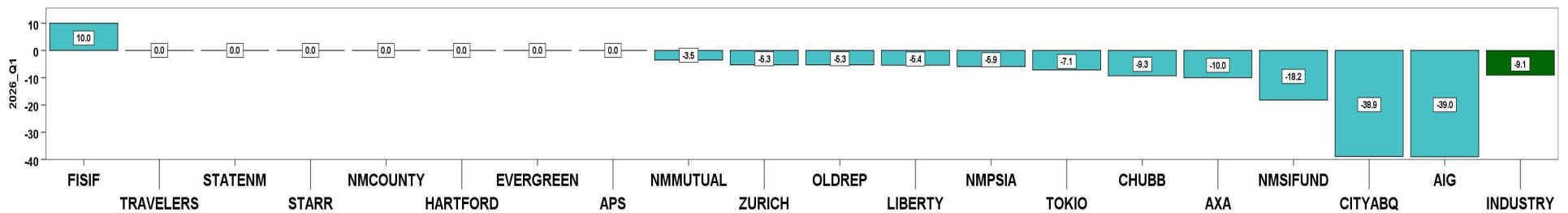
Carrier ID	Carrier Name	Number of ttd-ptd claims	Number Late	Late Ratio	Expected	Z-Score	Z > 2
ITL01	INTEL CORPORATION	2	2	100.0%	1		
51114	LIBERTY MUTUAL HOLDING COMPANY INC.	26	6	23.1%	14	-1.31	
50177	LOEWS CORPORATION	5	3	60.0%	3		
LAN01	LOS ALAMOS LABS	1	1	100.0%	1		
46747	MAG MUTUAL HOLDING COMPANY	1	1	100.0%	1		
58405	MARKEL CORPORATION	5	4	80.0%	3		
13913	MIDWEST BUILDERS' CASUALTY MUTUAL CO	1	1	100.0%	1		
HCW01	N M HEALTHCARE W C GROUP	4	2	50.0%	2		
PSI01	N M PUBLIC SCHOOLS	7	5	71.4%	4		
SIF01	N M SELF INSURERS FUND	17	10	58.8%	9	0.27	
CIA01	NEW MEXICO ASSN. OF COUNTIES	16	9	56.3%	8	0.15	
HWG01	NEW MEXICO HOSPITAL WORK COMP GROUP	1	0	0.0%	1		
11527	NEW MEXICO MUTUAL CASUALTY COMPANY	13	13	100.0%	7	2.09	*****
58439	OLD REPUBLIC INTERNATIONAL CORPORATION	11	6	54.5%	6	0.08	
45081	PIE GROUP HOLDINGS, INC	1	1	100.0%	1		
59716	PROSIGHT GLOBAL HOLDINGS LTD	1	0	0.0%	1		
85434	QBE INSURANCE GROUP LIMITED	1	0	0.0%	1		
RYD01	RYDER SYSTEMS INC	1	0	0.0%	1		
SJR01	SAN JUAN REGIONAL MEDICAL CENTER	2	0	0.0%	1		
SAN01	SANDIA CORPORATION	1	1	100.0%	1		
58466	SELECTIVE INSURANCE GROUP INC	2	2	100.0%	1		
46834	SERVICE INSURANCE HOLDINGS, INC	1	1	100.0%	1		
55404	STARR INTERNATIONAL COMPANY, INC.	5	2	40.0%	3		
SNM01	STATE OF NEW MEXICO RISK MGMT DIVISION	9	3	33.3%	5		
KRO01	THE KROGER CO.	1	1	100.0%	1		
58633	TOKIO MARINE HOLDINGS, INC.	11	4	36.4%	6	-0.72	
58470	TRAVELERS COMPANIES, INC.	26	7	26.9%	14	-1.14	
58496	W. R. BERKLEY CORPORATION	3	2	66.7%	2		
3482	WCF MUTUAL INSURANCE COMPANY	4	3	75.0%	2		
50457	ZURICH INSURANCE GROUP LTD	29	8	27.6%	15	-1.11	
<b>Total</b>		<b>381</b>	<b>201</b>	<b>52.8%</b>			

1<sup>st</sup> QUARTER CY 2026  
New Mexico Workers' Compensation Administration

LATE FILING SROI TREND – 12 QTRS: Subsequent Report of Injury



Q1 CY 2026 Claim Summary		
Carrier Name	No.	% Late
AIG	37	0
APS	8	0
AXA	7	0
CHUBBLIMITED	41	0
CITYABQ	8	0
EVERGREEN	18	0
FISIF	10	10
HARTFORD	26	0
LIBERTYMUTUAL	33	0
NMCOUNTY	19	0
NMMUTUAL	13	0
NMPSIA	17	0
NMSIFUND	17	0
OLDREPUBLIC	19	0
STARR	6	0
STATENM	26	0
TOKIOMARINE	14	0
TRAVELERS	28	0
ZURICH	38	0
<b>Industry Average</b>	<b>513</b>	<b>0.2%</b>



LATE FILING SROI ITEMIZED: Subsequent Report of Injury – Q1 (CONT.)

Carrier ID	Carrier Name	Number of ttd-ptd claims	Number Late	Late Ratio	Expected	Z-Score	Z > 2
ABF01	ABF FREIGHT SYSTEM INC	2	0	0.0%	0		
33652	ACCIDENT INSURANCE COMPANY, INC. HOLDING COMPANY	1	0	0.0%	0		
468	ACUITY A MUTUAL INS COMPANY	3	0	0.0%	0		
55353	ALASKA NATIONAL CORPORATION	1	0	0.0%	0		
APS01	ALBUQUERQUE PUBLIC SCHOOLS	8	0	0.0%	0		
58317	AMERICAN FINANCIAL GROUP, INC	4	0	0.0%	0		
58702	AMERICAN INTERNATIONAL GROUP, INC	37	0	0.0%	0	-0.08	
52536	AMERISURE MUTUAL HOLDINGS INC	1	0	0.0%	0		
58459	ARCH CAPITAL GROUP LTD.	8	0	0.0%	0		
58448	ARGO GROUP INTERNATIONAL HOLDINGS, LTD	6	0	0.0%	0		
85085	AXA S.A.	7	0	0.0%	0		
58334	BERKSHIRE HATHAWAY INC	2	0	0.0%	0		
46512	BIC HOLDINGS LLC	1	0	0.0%	0		
60081	BLUE CROSS BLUE SHIELD OF MI MUTUAL INS	2	0	0.0%	0		
54092	CANADIAN PENSION PLAN INVESTMENT BOARD	1	0	0.0%	0		
46331	CHINA MINSHENG INVESTMENT GROUP CORP LTD	1	0	0.0%	0		
CHR01	CHRISTUS HEALTH	3	0	0.0%	0		
58303	CHUBB LIMITED	41	0	0.0%	0	-0.08	
12205	CIMARRON INSURANCE COMPANY	2	0	0.0%	0		
ABQ01	CITY OF ALBUQUERQUE	8	0	0.0%	0		
CAR01	CITY OF CARLSBAD	1	0	0.0%	0		
FAR01	CITY OF FARMINGTON	2	0	0.0%	0		
CLC01	CITY OF LAS CRUCES	2	0	0.0%	0		
CSF01	CITY OF SANTA FE	1	0	0.0%	0		
44179	COPPERPOINT MUTUAL INSURANCE HOLDING CO	4	0	0.0%	0		
COS01	COSTCO WHOLESALE	7	0	0.0%	0		
DOL01	DOLLAR GENERAL (DOLGEN CORP)	1	0	0.0%	0		
318	DONEGAL MUTUAL INSURANCE COMPANY	2	0	0.0%	0		
51243	EMPLOYERS HOLDINGS, INC.	4	0	0.0%	0		
2161	EMPLOYERS MUTUAL CASUALTY COMPANY	3	0	0.0%	0		
58455	EVEREST RE GROUP LTD	5	0	0.0%	0		
<b>Total</b>		<b>513</b>	<b>1</b>	<b>0.2%</b>			

**1<sup>st</sup> QUARTER CY 2026**  
 New Mexico Workers' Compensation Administration

**LATE FILING SROI ITEMIZED: Subsequent Report of Injury – Q1 (CONT.)**

Carrier ID	Carrier Name	Number of ttd-ptd claims	Number Late	Late Ratio	Expected	Z-Score	Z > 2
44385	EVERGREEN PARENT, L.P.	18	0	0.0%	0	-0.08	
50710	EXXON MOBIL CORPORATION	1	0	0.0%	0		
58364	FAIRFAX FINANCIAL HOLDINGS LIMITED	3	0	0.0%	0		
FEX01	FEDERAL EXPRESS CORP POB 727	7	0	0.0%	0		
FIS01	FOOD INDUSTRY SELF INS FUND OF NM	10	1	10.0%	0	3.80	*****
58707	HARTFORD FINANCIAL SERVICES GROUP INC	26	0	0.0%	0	-0.08	
ITL01	INTEL CORPORATION	2	0	0.0%	0		
51114	LIBERTY MUTUAL HOLDING COMPANY INC.	33	0	0.0%	0	-0.08	
50177	LOEWS CORPORATION	6	0	0.0%	0		
LAN01	LOS ALAMOS LABS	2	0	0.0%	0		
46747	MAG MUTUAL HOLDING COMPANY	1	0	0.0%	0		
58405	MARKEL CORPORATION	6	0	0.0%	0		
13913	MIDWEST BUILDERS' CASUALTY MUTUAL CO	1	0	0.0%	0		
HCW01	N M HEALTHCARE W C GROUP	4	0	0.0%	0		
PSI01	N M PUBLIC SCHOOLS	17	0	0.0%	0	-0.08	
SIF01	N M SELF INSURERS FUND	17	0	0.0%	0	-0.08	
CIA01	NEW MEXICO ASSN. OF COUNTIES	19	0	0.0%	0	-0.08	
HWG01	NEW MEXICO HOSPITAL WORK COMP GROUP	1	0	0.0%	0		
11527	NEW MEXICO MUTUAL CASUALTY COMPANY	13	0	0.0%	0	-0.08	
58439	OLD REPUBLIC INTERNATIONAL CORPORATION	19	0	0.0%	0	-0.08	
45081	PIE GROUP HOLDINGS, INC	1	0	0.0%	0		
59716	PROSIGHT GLOBAL HOLDINGS LTD	1	0	0.0%	0		
85434	QBE INSURANCE GROUP LIMITED	2	0	0.0%	0		
RYD01	RYDER SYSTEMS INC	1	0	0.0%	0		
SJR01	SAN JUAN REGIONAL MEDICAL CENTER	2	0	0.0%	0		
SAN01	SANDIA CORPORATION	2	0	0.0%	0		
58466	SELECTIVE INSURANCE GROUP INC	2	0	0.0%	0		
46834	SERVICE INSURANCE HOLDINGS, INC	1	0	0.0%	0		
55404	STARR INTERNATIONAL COMPANY, INC.	6	0	0.0%	0		
SNM01	STATE OF NEW MEXICO RISK MGMT DIVISION	26	0	0.0%	0	-0.08	
KRO01	THE KROGER CO.	2	0	0.0%	0		
<b>Total</b>		<b>513</b>	<b>1</b>	<b>0.2%</b>			

**1<sup>st</sup> QUARTER CY 2026**  
 New Mexico Workers' Compensation Administration

**LATE FILING SROI ITEMIZED: Subsequent Report of Injury – Q1 (CONT.)**

Carrier ID	Carrier Name	Number of ttd-ptd claims	Number Late	Late Ratio	Expected	Z-Score	Z > 2
58633	TOKIO MARINE HOLDINGS, INC.	14	0	0.0%	0	-0.08	
58470	TRAVELERS COMPANIES, INC.	28	0	0.0%	0	-0.08	
58496	W. R. BERKLEY CORPORATION	5	0	0.0%	0		
3482	WCF MUTUAL INSURANCE COMPANY	4	0	0.0%	0		
46966	WESTAIM HIIG LP	1	0	0.0%	0		
50457	ZURICH INSURANCE GROUP LTD	38	0	0.0%	0	-0.08	

<b>Total</b>		<b>513</b>	<b>1</b>	<b>0.2%</b>			
--------------	--	------------	----------	-------------	--	--	--

**1<sup>st</sup> QUARTER CY 2026**  
New Mexico Workers' Compensation Administration

**12 QUARTER LEGAL ACTIVITY REPORT**

Carrier ID	Carrier Name	Total	No Legal Activity	Legal Activity	% Legal Activity
ABF01	ABF FREIGHT SYSTEM INC	23	17	6	26.1%
H2001	ABQ/BERNCO WATER UTILITY AUTHORITY	6	4	2	33.3%
33652	ACCIDENT INSURANCE COMPANY, INC. HOLDING	2	2	0	0.0%
468	ACUITY A MUTUAL INS COMPANY	38	35	3	7.9%
55353	ALASKA NATIONAL CORPORATION	23	15	8	34.8%
APS01	ALBUQUERQUE PUBLIC SCHOOLS	222	199	23	10.4%
85449	ALLIANZ SE	3	2	1	33.3%
ALL01	ALLSUP ENTERPRISES INC	1	0	1	100.0%
86794	AMERICAN CONTRACTORS INSURANCE GROUP LTD	3	2	1	33.3%
58317	AMERICAN FINANCIAL GROUP, INC	32	21	11	34.4%
58702	AMERICAN INTERNATIONAL GROUP, INC	607	451	156	25.7%
6087	AMERICAN NATIONAL INSURANCE COMPANY	5	3	2	40.0%
52536	AMERISURE MUTUAL HOLDINGS INC	30	22	8	26.7%
58459	ARCH CAPITAL GROUP LTD.	131	99	32	24.4%
ASF01	ARCHDIOCESE OF SANTA FE	6	5	1	16.7%
58448	ARGO GROUP INTERNATIONAL HOLDINGS, LTD	64	44	20	31.3%
ABC01	ASSOC BUILDERS & CONTRACTORS	15	13	2	13.3%
85085	AXA S.A.	142	120	22	15.5%
BAS01	BASHA'S INC	2	2	0	0.0%
58334	BERKSHIRE HATHAWAY INC	92	58	34	37.0%
46512	BIC HOLDINGS LLC	20	14	6	30.0%
60081	BLUE CROSS BLUE SHIELD OF MI MUTUAL INS	67	55	12	17.9%
BTR01	BUILDERS TRUST	333	271	62	18.6%
54092	CANADIAN PENSION PLAN INVESTMENT BOARD	2	2	0	0.0%
2081	CENTRAL MUTUAL INSURANCE COMPANY	1	1	0	0.0%
85512	CHANDLER INSURANCE COMPANY, LTD.	29	21	8	27.6%
CHE01	CHEVRON USA	1	0	1	100.0%
46331	CHINA MINSHENG INVESTMENT GROUP CORP LTD	10	9	1	10.0%
CHR01	CHRISTUS HEALTH	79	73	6	7.6%
58303	CHUBB LIMITED	677	518	159	23.5%
259	CHURCH MUTUAL INSURANCE COMPANY	15	11	4	26.7%
<b>12 Quarter Total</b>		<b>10,652</b>	<b>8,727</b>	<b>1,925</b>	<b>18.1%</b>

**12 QUARTER LEGAL ACTIVITY REPORT (CONT.)**

Carrier ID	Carrier Name	Total	No Legal Activity	Legal Activity	% Legal Activity
12205	CIMARRON INSURANCE COMPANY	11	5	6	54.5%
58704	CINCINNATI FINANCIAL CORPORATION	7	5	2	28.6%
ABQ01	CITY OF ALBUQUERQUE	189	158	31	16.4%
CAR01	CITY OF CARLSBAD	20	16	4	20.0%
FAR01	CITY OF FARMINGTON	30	27	3	10.0%
CLC01	CITY OF LAS CRUCES	28	26	2	7.1%
CSF01	CITY OF SANTA FE	24	20	4	16.7%
44179	COPPERPOINT MUTUAL INSURANCE HOLDING CO	46	32	14	30.4%
COS01	COSTCO WHOLESALE	40	33	7	17.5%
11130	DAKOTA TRUCK UNDERWRITERS	3	3	0	0.0%
DOL01	DOLLAR GENERAL (DOLGEN CORP)	18	14	4	22.2%
DAC01	DONA ANA COUNTY	9	7	2	22.2%
318	DONEGAL MUTUAL INSURANCE COMPANY	36	21	15	41.7%
51243	EMPLOYERS HOLDINGS, INC.	41	39	2	4.9%
2161	EMPLOYERS MUTUAL CASUALTY COMPANY	10	7	3	30.0%
55579	ENSTAR GROUP LIMITED	44	38	6	13.6%
51656	ERNEST RADY TRUST	7	5	2	28.6%
58455	EVEREST RE GROUP LTD	73	51	22	30.1%
44385	EVERGREEN PARENT, L.P.	264	215	49	18.6%
50710	EXXON MOBIL CORPORATION	4	3	1	25.0%
58364	FAIRFAX FINANCIAL HOLDINGS LIMITED	60	50	10	16.7%
52562	FARM BUREAU MUTUAL HOLDING COMPANY	12	11	1	8.3%
FEX01	FEDERAL EXPRESS CORP POB 727	54	47	7	13.0%
FED01	FEDERAL EXPRESS GROUND	10	7	3	30.0%
384	FEDERATED MUTUAL INSURANCE COMPANY	37	30	7	18.9%
FIS01	FOOD INDUSTRY SELF INS FUND OF NM	213	190	23	10.8%
46317	FRANK WINSTON CRUM INSURANCE HOLDINGS	1	1	0	0.0%
FMM01	FREEPORT-MCMORAN CORP	17	15	2	11.8%
50408	GENERAL ELECTRIC COMPANY	1	1	0	0.0%
51888	GRAY & COMPANY, INC.	1	1	0	0.0%
54044	GROUP ONE THOUSAND ONE, LLC	22	18	4	18.2%
<b>12 Quarter Total</b>		<b>10,652</b>	<b>8,727</b>	<b>1,925</b>	<b>18.1%</b>

**12 QUARTER LEGAL ACTIVITY REPORT (CONT.)**

Carrier ID	Carrier Name	Total	No Legal Activity	Legal Activity	% Legal Activity
44975	GUIDEONE MUTUAL HOLDING COMPANY	2	1	1	50.0%
58707	HARTFORD FINANCIAL SERVICES GROUP INC	346	279	67	19.4%
51160	INTACT FINANCIAL CORPORATION	9	9	0	0.0%
ITL01	INTEL CORPORATION	28	24	4	14.3%
51391	JAMESTOWN HOLDINGS CORP.	5	5	0	0.0%
51114	LIBERTY MUTUAL HOLDING COMPANY INC.	511	439	72	14.1%
50177	LOEWS CORPORATION	125	82	43	34.4%
LAN01	LOS ALAMOS LABS	79	60	19	24.1%
MAC01	MACYS INC	1	1	0	0.0%
46747	MAG MUTUAL HOLDING COMPANY	9	8	1	11.1%
11387	MAINE EMPLOYERS MUTUAL INSURANCE COMPANY	2	2	0	0.0%
58405	MARKEL CORPORATION	78	70	8	10.3%
MCA01	MECH CONTRACTORS ASSOC OF NM	14	12	2	14.3%
13913	MIDWEST BUILDERS' CASUALTY MUTUAL CO	1	1	0	0.0%
52662	MS&AD INSURANCE GROUP HOLDINGS, INC.	1	0	1	100.0%
HCW01	N M HEALTHCARE W C GROUP	22	22	0	0.0%
PSI01	N M PUBLIC SCHOOLS	487	438	49	10.1%
RUR01	N M RURAL ELECTRIC COOP ASSOC	23	21	2	8.7%
SIF01	N M SELF INSURERS FUND	261	228	33	12.6%
2358	NATIONWIDE MUTUAL INSURANCE COMPANY	28	21	7	25.0%
CIA01	NEW MEXICO ASSN. OF COUNTIES	329	289	40	12.2%
HWG01	NEW MEXICO HOSPITAL WORK COMP GROUP	47	44	3	6.4%
11527	NEW MEXICO MUTUAL CASUALTY COMPANY	1,512	1,218	294	19.4%
13095	NEW MEXICO PROPERTY & CASUALTY CO	1	1	0	0.0%
2381	OHIO FARMERS INSURANCE COMPANY	16	15	1	6.3%
58439	OLD REPUBLIC INTERNATIONAL CORPORATION	274	221	53	19.3%
45081	PIE GROUP HOLDINGS, INC	7	6	1	14.3%
PWC01	PINNACLE WEST CAPITAL CORP	9	9	0	0.0%
PRE01	PRESBYTERIAN HEALTHCARE SERVICES	72	60	12	16.7%
59716	PROSIGHT GLOBAL HOLDINGS LTD	8	6	2	25.0%
58332	PROTECTIVE INSURANCE CORPORATION	22	15	7	31.8%
<b>12 Quarter Total</b>		<b>10,652</b>	<b>8,727</b>	<b>1,925</b>	<b>18.1%</b>

**1<sup>st</sup> QUARTER CY 2026**  
 New Mexico Workers' Compensation Administration

**12 QUARTER LEGAL ACTIVITY REPORT (CONT.)**

Carrier ID	Carrier Name	Total	No Legal Activity	Legal Activity	% Legal Activity
85434	QBE INSURANCE GROUP LIMITED	44	36	8	18.2%
RYD01	RYDER SYSTEMS INC	6	3	3	50.0%
SJR01	SAN JUAN REGIONAL MEDICAL CENTER	35	34	1	2.9%
SAN01	SANDIA CORPORATION	30	29	1	3.3%
58466	SELECTIVE INSURANCE GROUP INC	17	12	5	29.4%
2466	SENTRY INSURANCE A MUTUAL COMPANY	38	35	3	7.9%
46834	SERVICE INSURANCE HOLDINGS, INC	29	27	2	6.9%
52641	SOMPO HOLDINGS INC	14	12	2	14.3%
55404	STARR INTERNATIONAL COMPANY, INC.	166	145	21	12.7%
2479	STATE FARM MUTUAL AUTOMOBILE INS CO	32	24	8	25.0%
SNM01	STATE OF NEW MEXICO RISK MGMT DIVISION	472	404	68	14.4%
33806	SUNZ HOLDINGS LLC	6	5	1	16.7%
TAR01	TARGET STORES/DAYTON HUDSON	13	9	4	30.8%
58505	THE HANOVER INSURANCE GROUP, INC.	15	8	7	46.7%
KRO01	THE KROGER CO.	38	28	10	26.3%
58633	TOKIO MARINE HOLDINGS, INC.	240	216	24	10.0%
58470	TRAVELERS COMPANIES, INC.	491	434	57	11.6%
44768	TREAN INSURANCE GROUP, INC	3	2	1	33.3%
58589	UNITED FIRE GROUP, INC.	1	1	0	0.0%
58496	W. R. BERKLEY CORPORATION	75	47	28	37.3%
3482	WCF MUTUAL INSURANCE COMPANY	18	16	2	11.1%
46966	WESTAIM HIIG LP	9	6	3	33.3%
WES01	WESTERN REFINING	1	0	1	100.0%
50457	ZURICH INSURANCE GROUP LTD	517	402	115	22.2%
<b>12 Quarter Total</b>		<b>10,652</b>	<b>8,727</b>	<b>1,925</b>	<b>18.1%</b>