

State of New Mexico Workers' Compensation Administration

P.O. Box 27198
ALBUQUERQUE, NM 87125-7198
(505)841-6000

<https://workerscomp.nm.gov>

JULY 22, 2025

WORKERS' COMPENSATION AND OCCUPATIONAL DISEASE DISABLEMENT DISABILITY RATES


EFFECTIVE: JULY 1975 THROUGH DECEMBER 2026

(SAWW): State Average Weekly Wage as calculated by the New Mexico Department of Labor based on 52-1-41 (F), NMSA 1978.

** For partial disability where percentage equals to or is greater than 80 percent. For permanent total disability, benefits may last for the remainder of the injured worker's life.

@ Benefits are effective beginning June 18, 1999.

Year	SAWW	Percentage of SAWW	Weekly Minimum	Weekly Maximum	500 Weeks Maximum	Total Maximum	Total Weeks Of Comp.	Funeral Expenses
1/2026	\$1146.66	100%	\$36.00	\$1146.66	\$573,275	\$802,585	700**	\$7,500
1/2025	\$1093.83	100%	\$36.00	\$1093.83	\$546,915	\$765,681	700**	\$7,500
1/2024	\$1,041.79	100%	\$36.00	\$1,041.79	\$520,895	\$729,253	700**	\$7,500
1/2023	\$987.16	100%	\$36.00	\$987.16	\$493,580	\$691,012	700**	\$7,500
1/2022	\$944.84	100%	\$36.00	\$944.84	\$472,418	\$661,386	700**	\$7,500
1/2021	\$883.06	100%	\$36.00	\$883.06	\$441,530	\$618,142	700**	\$7,500
1/2020	\$845.10	100%	\$36.00	\$845.10	\$422,550	\$591,570	700**	\$7,500
1/2019	\$814.64	100%	\$36.00	\$814.64	\$407,320	\$570,248	700**	\$7,500
1/2018	\$796.96	100%	\$36.00	\$796.96	\$398,480	\$557,872	700**	\$7,500
1/2017	\$796.77	100%	\$36.00	\$796.77	\$398,385	\$557,739	700**	\$7,500
1/2016	\$785.03	100%	\$36.00	\$785.03	\$392,514	\$549,520	700**	\$7,500
1/2015	\$764.18	100%	\$36.00	\$764.18	\$382,090	\$534,926	700**	\$7,500
1/2014	\$759.89	100%	\$36.00	\$759.89	\$379,945	\$531,923	700**	\$7,500
1/2013	\$745.98	100%	\$36.00	\$745.98	\$372,990	\$522,186	700**	\$7,500
1/2012	\$733.16	100%	\$36.00	\$733.16	\$366,580	\$513,212	700**	\$7,500
1/2011	\$699.01	100%	\$36.00	\$699.01	\$349,505	\$489,307	700**	\$7,500



State of New Mexico Workers' Compensation Administration

P.O. Box 27198
ALBUQUERQUE, NM 87125-7198
(505)841-6000


<https://workerscomp.nm.gov>

JULY 22, 2025

WORKERS' COMPENSATION AND OCCUPATIONAL DISEASE DISABLEMENT DISABILITY RATES

EFFECTIVE: JULY 1975 THROUGH DECEMBER 2026

Year	SAWW	Percentage Of SAWW	Weekly Minimum	Weekly Maximum	500 Weeks Maximum	Total Maximum	Total Weeks Of Comp.	Funeral Expenses
1/2010	\$666.02	100%	\$36.00	\$666.02	\$333,010	\$466,214	700**	\$7,500
1/2009	\$669.21	100%	\$36.00	\$669.21	\$334,605	\$468,447	700**	\$7,500
1/2008	\$635.46	100%	\$36.00	\$635.46	\$317,730	\$444,822	700**	\$7,500
1/2007	\$595.67	100%	\$36.00	\$595.67	\$297,835	\$416,969	700**	\$7,500
1/2006	\$585.89	100%	\$36.00	\$585.89	\$292,945	\$410,123	700**	\$7,500
1/2005	\$563.32	100%	\$36.00	\$563.32	\$281,660	\$394,324	700**	\$7,500
1/2004	\$549.37	100%	\$36.00	\$549.37	\$274,685	\$384,559	700**	\$7,500
1/2003	\$540.07	100%	\$36.00	\$540.07	\$270,035	\$378,049	700**	\$7,500
1/2002	\$516.89	100%	\$36.00	\$516.89	\$258,445	\$361,823	700**	\$7,500
1/2001	\$492.98	100%	\$36.00	\$492.98	\$246,490	\$345,086	700**	\$7,500
1/2000	\$480.47	100%	\$36.00	\$480.47	\$240,235	\$336,329	700**	\$7,500@
1/1999	\$461.24	85%	\$36.00	\$392.05	\$196,025	\$274,435	700**	\$3,000
1/1998	\$442.33	85%	\$36.00	\$375.98	\$187,990	\$263,186	700**	\$3,000
1/1997	\$427.76	85%	\$36.00	\$363.60	\$181,800	\$254,520	700**	\$3,000
1/1996	\$415.68	85%	\$36.00	\$353.33	\$176,665	\$247,331	700**	\$3,000
1/1995	\$404.11	85%	\$36.00	\$343.49	\$171,745	\$240,443	700**	\$3,000
1/1994	\$391.79	85%	\$36.00	\$333.02	\$166,510	\$233,114	700**	\$3,000
1/1993	\$378.62	85%	\$36.00	\$321.83	\$160,915	\$225,281	700**	\$3,000
1/1992	\$361.53	85%	\$36.00	\$307.30	\$153,650	\$215,110	700	\$3,000
1/1991	\$349.63	85%	\$36.00	\$297.19	\$148,595	\$208,033	700	\$3,000



State of New Mexico Workers' Compensation Administration

P.O. Box 27198
ALBUQUERQUE, NM 87125-7198
(505)841-6000


<https://workerscomp.nm.gov>

JULY 22, 2025

WORKERS' COMPENSATION AND OCCUPATIONAL DISEASE DISABLEMENT DISABILITY RATES

EFFECTIVE: JULY 1975 THROUGH DECEMBER 2026

Year	SAWW	Percentage OfSAWW	Weekly Minimum	Weekly Maximum	500 Weeks Maximum	Total Maximum	Total Weeks Of Comp.	Funeral Expenses
1/1990	\$343.24	85%	\$36.00	\$291.75	\$145,875	\$204,255	700	\$3,000
1/1989	\$333.77	85%	\$36.00	\$283.7	\$141,850	\$198,590	700	\$3,000
1/1988	\$324.69	85%	\$36.00	\$275.9	\$137,995	\$193,193	700	\$3,000
7/1987	\$318.79	85%	\$36.00	\$270.97	\$135,485	\$189,679	700	\$3,000
7/1986	\$298.63	100%	\$36.00	\$298.63	\$149,315	\$179,178	600	\$1,500
1/1986	\$308.38	100%	\$36.00	\$308.38	\$154,190	\$185,028	600	\$1,500
1/1985	\$298.63	100%	\$36.00	\$298.63	\$149,315	\$179,178	600	\$1,500
1/1984	\$289.20	100%	\$36.00	\$289.20	\$144,600	\$173,520	600	\$1,500
1/1983	\$271.76	100%	\$36.00	\$271.76	\$135,880	\$163,056	600	\$1,500
1/1982	\$246.44	100%	\$36.00	\$246.44	\$123,220	\$147,864	600	\$1,500
1/1981	\$221.50	100%	\$36.00	\$221.50	\$110,750	\$132,900	600	\$1,500
1/1980	\$201.04	100%	\$36.00	\$201.04	\$100,520	\$120,624	600	\$1,500
1/1979	\$186.38	100%	\$36.00	\$186.38	\$93,190	\$111,828	600	\$1,500
7/1978	\$172.46	100%	\$36.00	\$172.46	\$86,230	\$103,476	600	\$1,500
1/1978	\$172.46	89%	\$36.00	\$153.49	\$76,745	\$92,094	600	\$1,500
7/1977	\$160.22	78%	\$36.00	\$124.97	\$62,485	\$74,982	600	\$1,500
7/1977	\$160.22	89%	\$36.00	\$142.59	\$71,295	\$85,554	600	\$1,500



State of New Mexico Workers' Compensation Administration

P.O. Box 27198
ALBUQUERQUE, NM 87125-7198
(505)841-6000

<https://workerscomp.nm.gov>

JULY 22, 2025

WORKERS' COMPENSATION AND OCCUPATIONAL DISEASE DISABLEMENT DISABILITY RATES

EFFECTIVE: JULY 1975 THROUGH DECEMBER 2026

Year	SAWW	Percentage of SAWW	Weekly Minimum	Weekly Maximum	500 Weeks Maximum	Total Maximum	Total Weeks Of Comp.	Funeral Expenses
7/1976	\$146.94	78%	\$36.00	\$114.61	\$57,305	\$68,766	600	\$1,500
1/1976	\$146.94	66.67%	\$36.00	\$97.96	\$48,980	\$58,776	600	\$1,500
7/1975	\$135.01	66.67%	\$36.00	\$90.00	\$45,000	\$54,000	600	\$1,500