



State of New Mexico  
**WORKERS' COMPENSATION  
ADMINISTRATION**

**2<sup>nd</sup> QUARTER CY 2025  
INSURER SCORECARD**

**CONTENTS**

SCORECARD PROCESS AND NOTES .....	1
LATE FILING FROI TREND – 12 QTRS: First Report of Injury or Illness .....	2
LATE FILING FROI ITEMIZED: First Report of Injury or Illness – Q2 (CONT.) .....	3
LATE FILING FROI ITEMIZED: First Report of Injury or Illness – Q2 (CONT.) .....	4
LATE FILING FROI ITEMIZED: First Report of Injury or Illness – Q2 (CONT.) .....	5
LATE PAYMENT OF INITIAL BENEFITS TREND – 12 QTRS .....	6
LATE PAYMENT OF INITIAL BENEFITS ITEMIZED – Q2 (CONT.) .....	7
LATE PAYMENT OF INITIAL BENEFITS ITEMIZED – Q2 (CONT.) .....	8
LATE PAYMENT OF INITIAL BENEFITS ITEMIZED – Q2 (CONT.) .....	9
LATE FILING SROI TREND – 12 QTRS: Subsequent Report of Injury.....	10
LATE FILING SROI ITEMIZED – Q2: Subsequent Report of Injury (CONT.) .....	11
LATE FILING SROI ITEMIZED – Q2: Subsequent Report of Injury (CONT.) .....	12
LATE FILING SROI ITEMIZED – Q2: Subsequent Report of Injury (CONT.) .....	13
12 QUARTER LEGAL ACTIVITY REPORT.....	14
12 QUARTER LEGAL ACTIVITY REPORT (CONT.) .....	15
12 QUARTER LEGAL ACTIVITY REPORT (CONT.) .....	16
12 QUARTER LEGAL ACTIVITY REPORT (CONT.) .....	17

**\*\*The New Mexico Workers' Compensation Administration relies on carriers to accurately report their data to the agency. Carrier submissions are subject to computer edits and review by WCA staff. However, the data used in this report remains unaltered by the WCA. As such, data reporting errors can occur and may result in skewed scorecard results.**

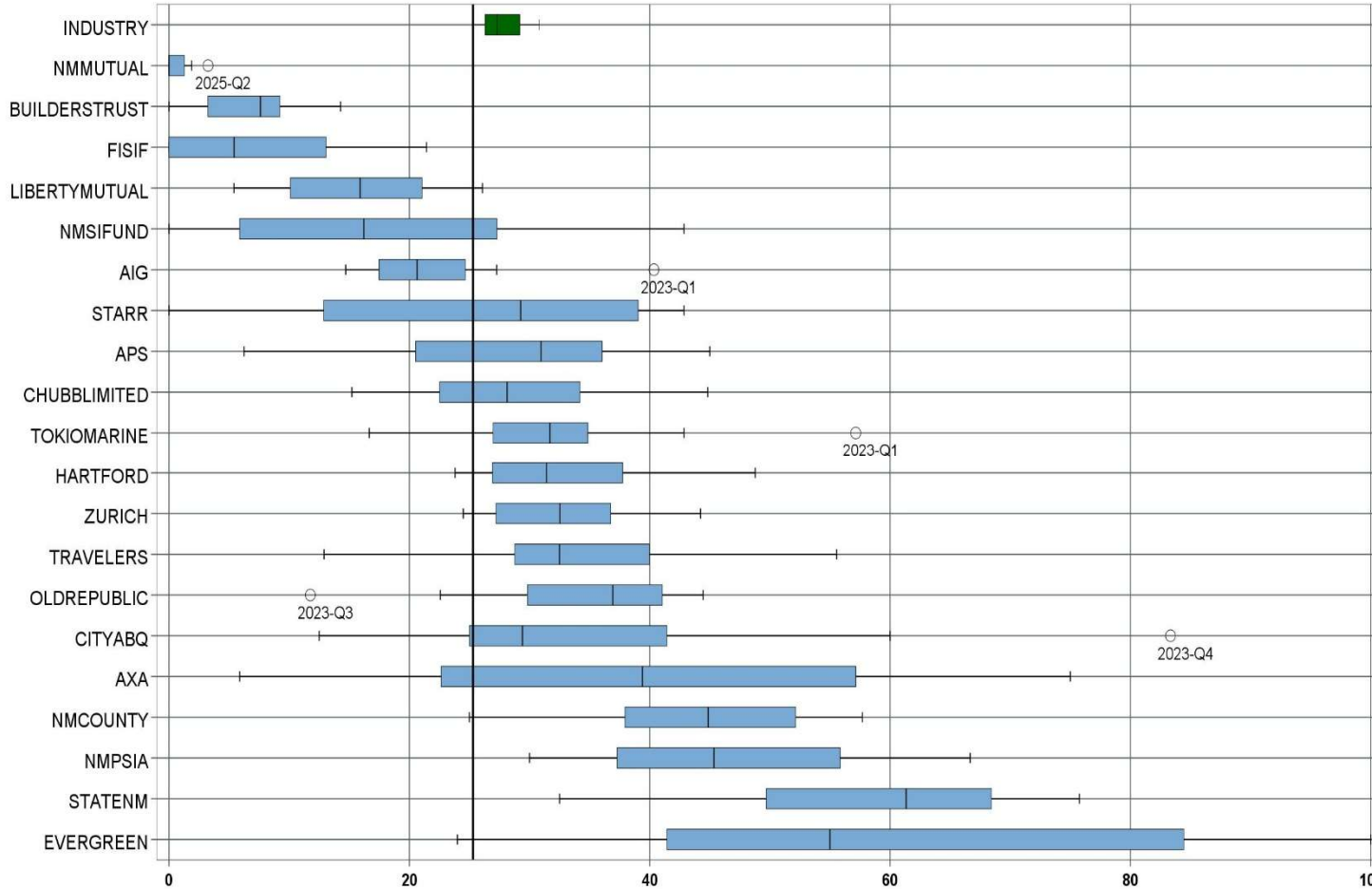
Produced by the Economic Research & Policy Bureau  
Richard Adu-Asamoah, Bureau Chief  
Ruili Yan, Economist

## **SCORECARD PROCESS AND NOTES**

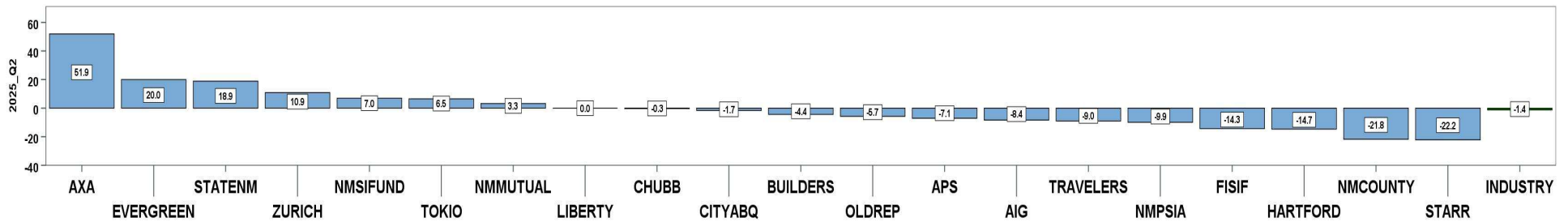
- ❖ Carriers are grouped by the uppermost parent company identified by AM Best Corporation, rather than by the NM WCA-assigned carrier number.
- ❖ The graphical information presented on the first page of each section is based on the 20 carriers and self-insured entities with the highest volume of indemnity SROI reports submitted for the preceding 12 quarters. The selection of carriers by volume of SROIs will automatically “phase-out” carriers that cease to conduct business in New Mexico, and “phase-in” those that increase volume or become active, as needed.
- ❖ Each quarter is presented as a stand-alone quarter that only includes data for that quarter. Additionally, a summary report for the year is prepared alongside Q4 to give carriers an overview of the year.
- ❖ The detailed listing of reporting results is listed alphabetically, rather than by Z-score.

**2<sup>nd</sup> QUARTER CY 2025**  
New Mexico Workers' Compensation Administration

**LATE FILING FROI TREND – 12 QTRS: First Report of Injury or Illness**



Q2 CY 2025 Claim Summary		
Carrier Name	No.	% Late
AIG	34	15
APS	16	6
AXA	4	75
BUILDERSTRUST	32	9
CHUBBLIMITED	46	24
CITYABQ	12	25
EVERGREEN	10	60
FISIF	18	0
HARTFORD	21	24
LIBERTYMUTUAL	18	11
NMCOUNTY	39	36
NMMUTUAL	123	3
NMPSIA	37	57
NMSIFUND	13	31
OLDREPUBLIC	11	36
STARR	6	0
STATENM	52	67
TOKIOMARINE	7	43
TRAVELERS	27	30
ZURICH	30	37
<b>Industry Average</b>	<b>730</b>	<b>25.3%</b>



## LATE FILING FROI ITEMIZED: First Report of Injury or Illness – Q2 (CONT.)

Carrier ID	Carrier Name	Number of ttd-ptd claims	Number Late	Late Ratio	Expected	Z-Score	Z > 2
468	ACUITY A MUTUAL INS COMPANY	5	1	20.0%	1		
55353	ALASKA NATIONAL CORPORATION	3	1	33.3%	1		
APS01	ALBUQUERQUE PUBLIC SCHOOLS	16	1	6.3%	4	-0.94	
58317	AMERICAN FINANCIAL GROUP, INC	6	2	33.3%	2		
58702	AMERICAN INTERNATIONAL GROUP, INC	34	5	14.7%	9	-0.52	
52536	AMERISURE MUTUAL HOLDINGS INC	3	1	33.3%	1		
58459	ARCH CAPITAL GROUP LTD.	3	1	33.3%	1		
ASF01	ARCHDIOCESE OF SANTA FE	2	0	0.0%	1		
58448	ARGO GROUP INTERNATIONAL HOLDINGS, LTD	2	2	100.0%	1		
ABC01	ASSOC BUILDERS & CONTRACTORS	1	0	0.0%	0		
85085	AXA S.A.	4	3	75.0%	1		
58334	BERKSHIRE HATHAWAY INC	7	3	42.9%	2		
46512	BIC HOLDINGS LLC	4	0	0.0%	1		
60081	BLUE CROSS BLUE SHIELD OF MI MUTUAL INS	3	2	66.7%	1		
BTR01	BUILDERS TRUST	32	3	9.4%	8	-0.79	
85512	CHANDLER INSURANCE COMPANY, LTD.	3	0	0.0%	1		
CHR01	CHRISTUS HEALTH	13	0	0.0%	3	-1.25	
58303	CHUBB LIMITED	46	11	23.9%	12	-0.07	
259	CHURCH MUTUAL INSURANCE COMPANY	1	0	0.0%	0		
58704	CINCINNATI FINANCIAL CORPORATION	1	1	100.0%	0		
ABQ01	CITY OF ALBUQUERQUE	12	3	25.0%	3	-0.02	
CAR01	CITY OF CARLSBAD	3	1	33.3%	1		
FAR01	CITY OF FARMINGTON	1	0	0.0%	0		
CLC01	CITY OF LAS CRUCES	1	1	100.0%	0		
44179	COPPERPOINT MUTUAL INSURANCE HOLDING CO	2	0	0.0%	1		
COS01	COSTCO WHOLESALE	1	0	0.0%	0		
DAC01	DONA ANA COUNTY	1	0	0.0%	0		
318	DONEGAL MUTUAL INSURANCE COMPANY	3	0	0.0%	1		
51243	EMPLOYERS HOLDINGS, INC.	6	4	66.7%	2		
55579	ENSTAR GROUP LIMITED	4	2	50.0%	1		
58455	EVEREST RE GROUP LTD	4	2	50.0%	1		
<b>Total</b>		<b>730</b>	<b>185</b>	<b>25.3%</b>			

## LATE FILING FROI ITEMIZED: First Report of Injury or Illness – Q2 (CONT.)

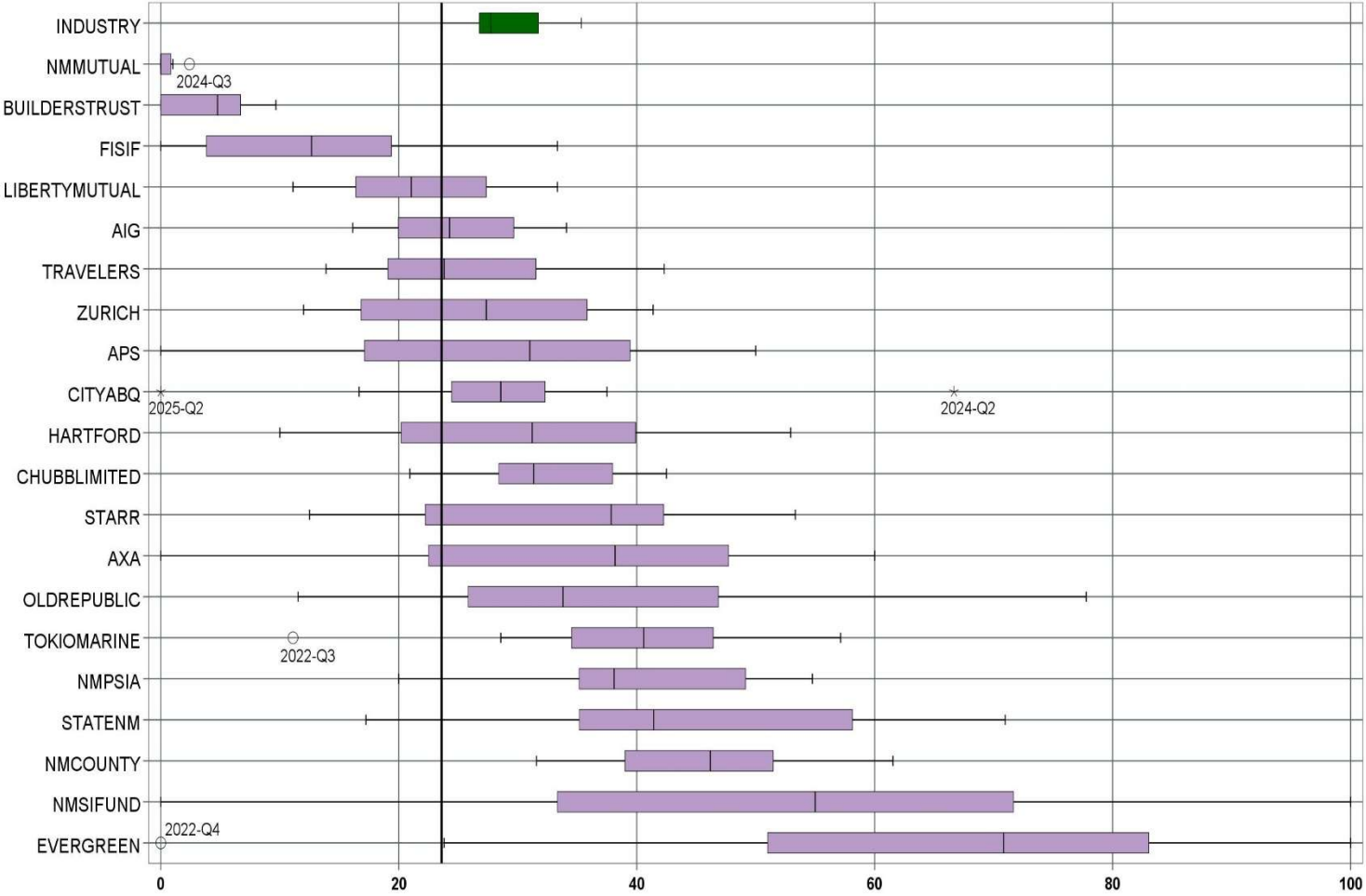
Carrier ID	Carrier Name	Number of ttd-ptd claims	Number Late	Late Ratio	Expected	Z-Score	Z > 2
44385	EVERGREEN PARENT, L.P.	10	6	60.0%	3	1.71	
58364	FAIRFAX FINANCIAL HOLDINGS LIMITED	2	2	100.0%	1		
52562	FARM BUREAU MUTUAL HOLDING COMPANY	2	0	0.0%	1		
FEX01	FEDERAL EXPRESS CORP POB 727	5	0	0.0%	1		
384	FEDERATED MUTUAL INSURANCE COMPANY	3	2	66.7%	1		
FIS01	FOOD INDUSTRY SELF INS FUND OF NM	18	0	0.0%	5	-1.25	
FMM01	FREEPORT-MCMORAN CORP	1	0	0.0%	0		
54044	GROUP ONE THOUSAND ONE, LLC	3	1	33.3%	1		
58707	HARTFORD FINANCIAL SERVICES GROUP INC	21	5	23.8%	5	-0.08	
51160	INTACT FINANCIAL CORPORATION	1	0	0.0%	0		
ITL01	INTEL CORPORATION	1	0	0.0%	0		
51114	LIBERTY MUTUAL HOLDING COMPANY INC.	18	2	11.1%	5	-0.70	
50177	LOEWS CORPORATION	13	6	46.2%	3	1.02	
LAN01	LOS ALAMOS LABS	1	0	0.0%	0		
58405	MARKEL CORPORATION	9	2	22.2%	2		
MCA01	MECH CONTRACTORS ASSOC OF NM	1	0	0.0%	0		
HCW01	N M HEALTHCARE W C GROUP	1	0	0.0%	0		
PSI01	N M PUBLIC SCHOOLS	37	21	56.8%	9	1.55	
SIF01	N M SELF INSURERS FUND	13	4	30.8%	3	0.27	
2358	NATIONWIDE MUTUAL INSURANCE COMPANY	3	0	0.0%	1		
CIA01	NEW MEXICO ASSN. OF COUNTIES	39	14	35.9%	10	0.52	
HWG01	NEW MEXICO HOSPITAL WORK COMP GROUP	6	0	0.0%	2		
11527	NEW MEXICO MUTUAL CASUALTY COMPANY	123	4	3.3%	31	-1.09	
2381	OHIO FARMERS INSURANCE COMPANY	2	0	0.0%	1		
58439	OLD REPUBLIC INTERNATIONAL CORPORATION	11	4	36.4%	3	0.54	
PRE01	PRESBYTERIAN HEALTHCARE SERVICES	6	0	0.0%	2		
58332	PROTECTIVE INSURANCE CORPORATION	2	2	100.0%	1		
85434	QBE INSURANCE GROUP LIMITED	3	1	33.3%	1		
SJR01	SAN JUAN REGIONAL MEDICAL CENTER	8	0	0.0%	2		
SAN01	SANDIA CORPORATION	2	0	0.0%	1		
58466	SELECTIVE INSURANCE GROUP INC	1	0	0.0%	0		
<b>Total</b>		<b>730</b>	<b>185</b>	<b>25.3%</b>			

**LATE FILING FROI ITEMIZED: First Report of Injury or Illness – Q2 (CONT.)**

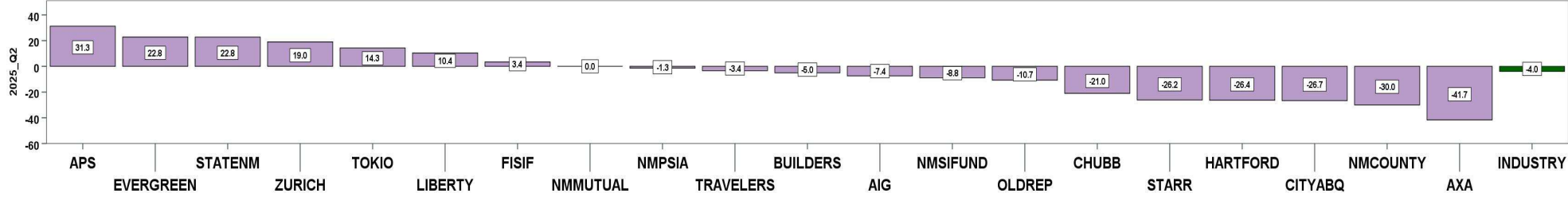
Carrier ID	Carrier Name	Number of ttd-ptd claims	Number Late	Late Ratio	Expected	Z-Score	Z > 2
2466	SENTRY INSURANCE A MUTUAL COMPANY	1	0	0.0%	0		
46834	SERVICE INSURANCE HOLDINGS, INC	2	0	0.0%	1		
52641	SOMPO HOLDINGS INC	1	0	0.0%	0		
55404	STARR INTERNATIONAL COMPANY, INC.	6	0	0.0%	2		
2479	STATE FARM MUTUAL AUTOMOBILE INS CO	2	0	0.0%	1		
SNM01	STATE OF NEW MEXICO RISK MGMT DIVISION	52	35	67.3%	13	2.06	*****
TAR01	TARGET STORES/DAYTON HUDSON	1	0	0.0%	0		
KRO01	THE KROGER CO.	2	0	0.0%	1		
58633	TOKIO MARINE HOLDINGS, INC.	7	3	42.9%	2		
58470	TRAVELERS COMPANIES, INC.	27	8	29.6%	7	0.21	
58496	W. R. BERKLEY CORPORATION	5	2	40.0%	1		
3482	WCF MUTUAL INSURANCE COMPANY	1	0	0.0%	0		
50457	ZURICH INSURANCE GROUP LTD	30	11	36.7%	8	0.56	

<b>Total</b>	<b>730</b>	<b>185</b>	<b>25.3%</b>
--------------	------------	------------	--------------

LATE PAYMENT OF INITIAL BENEFITS TREND – 12 QTRS



Q2 CY 2025 Claim Summary		
Carrier Name	No.	% Late
AIG	31	16
APS	16	31
AXA	3	0
BUILDERSTRUST	21	0
CHUBBLIMITED	43	21
CITYABQ	11	0
EVERGREEN	8	88
FISIF	18	11
HARTFORD	20	10
LIBERTYMUTUAL	18	28
NMCOUNTY	38	32
NMMUTUAL	119	0
NMPSIA	35	51
NMSIFUND	13	46
OLDREPUBLIC	11	36
STARR	6	17
STATENM	50	40
TOKIOMARINE	7	57
TRAVELERS	27	15
ZURICH	29	31
Industry Average	681	23.6%



## LATE PAYMENT OF INITIAL BENEFITS ITEMIZED – Q2 (CONT.)

Carrier ID	Carrier Name	Number of ttd-ptd claims	Number Late	Late Ratio	Expected	Z-Score	Z > 2
468	ACUITY A MUTUAL INS COMPANY	5	0	0.0%	1		
55353	ALASKA NATIONAL CORPORATION	3	1	33.3%	1		
APS01	ALBUQUERQUE PUBLIC SCHOOLS	16	5	31.3%	4	0.48	
58317	AMERICAN FINANCIAL GROUP, INC	5	4	80.0%	1		
58702	AMERICAN INTERNATIONAL GROUP, INC	31	5	16.1%	7	-0.47	
52536	AMERISURE MUTUAL HOLDINGS INC	3	3	100.0%	1		
58459	ARCH CAPITAL GROUP LTD.	3	0	0.0%	1		
ASF01	ARCHDIOCESE OF SANTA FE	2	1	50.0%	0		
58448	ARGO GROUP INTERNATIONAL HOLDINGS, LTD	1	0	0.0%	0		
ABC01	ASSOC BUILDERS & CONTRACTORS	1	0	0.0%	0		
85085	AXA S.A.	3	0	0.0%	1		
58334	BERKSHIRE HATHAWAY INC	7	3	42.9%	2		
46512	BIC HOLDINGS LLC	4	1	25.0%	1		
60081	BLUE CROSS BLUE SHIELD OF MI MUTUAL INS	2	2	100.0%	0		
BTR01	BUILDERS TRUST	21	0	0.0%	5	-1.48	
85512	CHANDLER INSURANCE COMPANY, LTD.	1	0	0.0%	0		
CHR01	CHRISTUS HEALTH	13	4	30.8%	3	0.45	
58303	CHUBB LIMITED	43	9	20.9%	10	-0.17	
259	CHURCH MUTUAL INSURANCE COMPANY	1	0	0.0%	0		
ABQ01	CITY OF ALBUQUERQUE	11	0	0.0%	3	-1.48	
CAR01	CITY OF CARLSBAD	3	1	33.3%	1		
FAR01	CITY OF FARMINGTON	1	0	0.0%	0		
CLC01	CITY OF LAS CRUCES	1	1	100.0%	0		
44179	COPPERPOINT MUTUAL INSURANCE HOLDING CO	2	0	0.0%	0		
COS01	COSTCO WHOLESALE	1	0	0.0%	0		
DAC01	DONA ANA COUNTY	1	0	0.0%	0		
318	DONEGAL MUTUAL INSURANCE COMPANY	3	3	100.0%	1		
51243	EMPLOYERS HOLDINGS, INC.	3	1	33.3%	1		
55579	ENSTAR GROUP LIMITED	4	4	100.0%	1		
58455	EVEREST RE GROUP LTD	3	2	66.7%	1		
<b>Total</b>		<b>681</b>	<b>161</b>	<b>23.6%</b>			



## LATE PAYMENT OF INITIAL BENEFITS ITEMIZED – Q2 (CONT.)

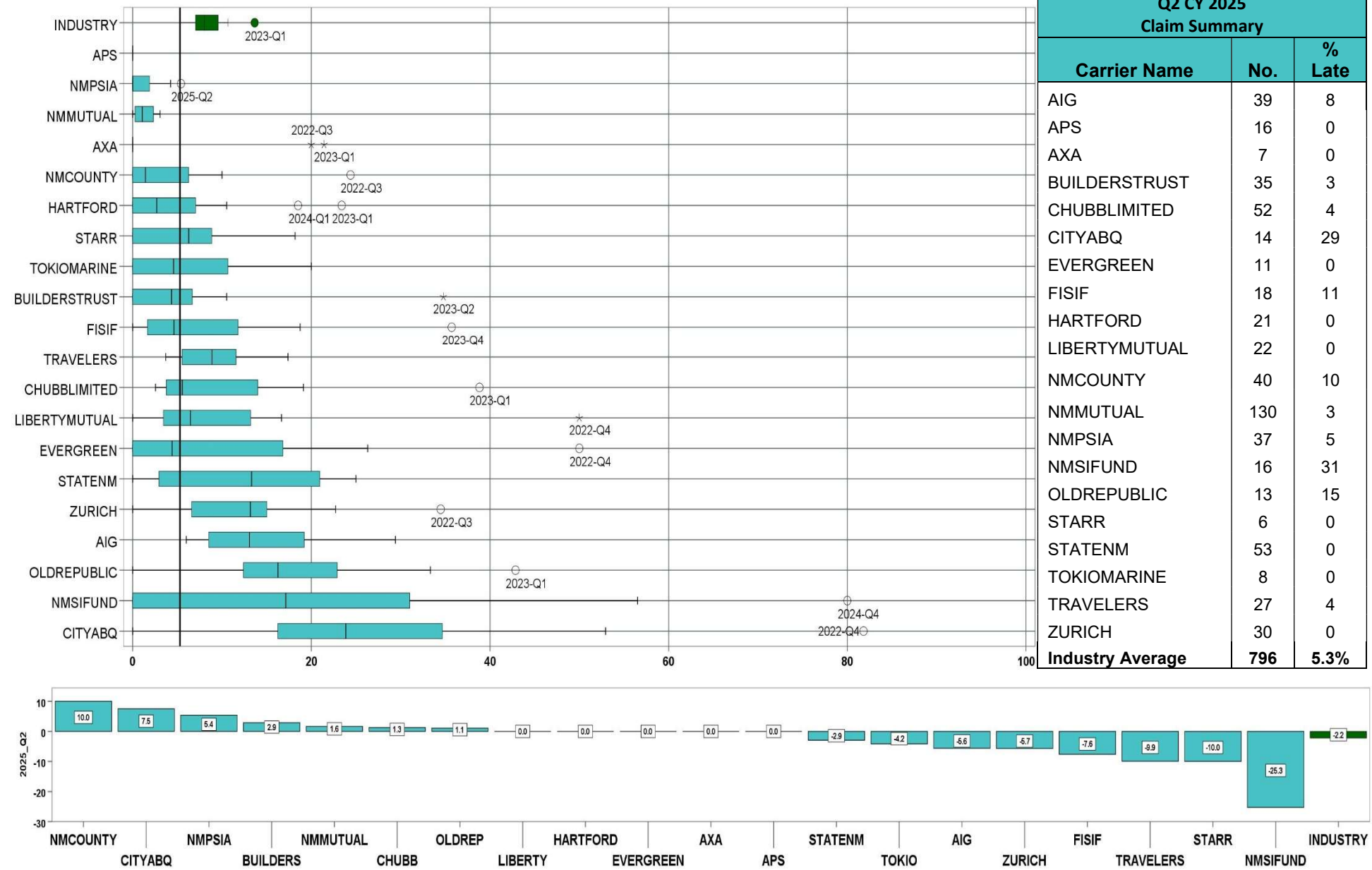
Carrier ID	Carrier Name	Number of ttd-ptd claims	Number Late	Late Ratio	Expected	Z-Score	Z > 2
44385	EVERGREEN PARENT, L.P.	8	7	87.5%	2		
58364	FAIRFAX FINANCIAL HOLDINGS LIMITED	2	2	100.0%	0		
52562	FARM BUREAU MUTUAL HOLDING COMPANY	2	0	0.0%	0		
FEX01	FEDERAL EXPRESS CORP POB 727	4	0	0.0%	1		
384	FEDERATED MUTUAL INSURANCE COMPANY	1	0	0.0%	0		
FIS01	FOOD INDUSTRY SELF INS FUND OF NM	18	2	11.1%	4	-0.79	
FMM01	FREEPORT-MCMORAN CORP	1	0	0.0%	0		
54044	GROUP ONE THOUSAND ONE, LLC	3	0	0.0%	1		
58707	HARTFORD FINANCIAL SERVICES GROUP INC	20	2	10.0%	5	-0.86	
51160	INTACT FINANCIAL CORPORATION	1	1	100.0%	0		
ITL01	INTEL CORPORATION	1	0	0.0%	0		
51114	LIBERTY MUTUAL HOLDING COMPANY INC.	18	5	27.8%	4	0.26	
50177	LOEWS CORPORATION	13	5	38.5%	3	0.93	
LAN01	LOS ALAMOS LABS	1	0	0.0%	0		
58405	MARKEL CORPORATION	9	1	11.1%	2		
MCA01	MECH CONTRACTORS ASSOC OF NM	1	0	0.0%	0		
HCW01	N M HEALTHCARE W C GROUP	1	0	0.0%	0		
PSI01	N M PUBLIC SCHOOLS	35	18	51.4%	8	1.74	
SIF01	N M SELF INSURERS FUND	13	6	46.2%	3	1.41	
2358	NATIONWIDE MUTUAL INSURANCE COMPANY	3	0	0.0%	1		
CIA01	NEW MEXICO ASSN. OF COUNTIES	38	12	31.6%	9	0.50	
HWG01	NEW MEXICO HOSPITAL WORK COMP GROUP	6	1	16.7%	1		
11527	NEW MEXICO MUTUAL CASUALTY COMPANY	119	0	0.0%	28	-1.48	
2381	OHIO FARMERS INSURANCE COMPANY	2	0	0.0%	0		
58439	OLD REPUBLIC INTERNATIONAL CORPORATION	11	4	36.4%	3	0.80	
PRE01	PRESBYTERIAN HEALTHCARE SERVICES	5	3	60.0%	1		
85434	QBE INSURANCE GROUP LIMITED	3	2	66.7%	1		
SJR01	SAN JUAN REGIONAL MEDICAL CENTER	8	0	0.0%	2		
SAN01	SANDIA CORPORATION	2	0	0.0%	0		
58466	SELECTIVE INSURANCE GROUP INC	1	0	0.0%	0		
<b>Total</b>		<b>681</b>	<b>161</b>	<b>23.6%</b>			

**LATE PAYMENT OF INITIAL BENEFITS ITEMIZED – Q2 (CONT.)**

Carrier ID	Carrier Name	Number of ttd-ptd claims	Number Late	Late Ratio	Expected	Z-Score	Z > 2
2466	SENTRY INSURANCE A MUTUAL COMPANY	1	1	100.0%	0		
46834	SERVICE INSURANCE HOLDINGS, INC	2	0	0.0%	0		
52641	SOMPO HOLDINGS INC	1	0	0.0%	0		
55404	STARR INTERNATIONAL COMPANY, INC.	6	1	16.7%	1		
2479	STATE FARM MUTUAL AUTOMOBILE INS CO	2	0	0.0%	0		
SNM01	STATE OF NEW MEXICO RISK MGMT DIVISION	50	20	40.0%	12	1.03	
KRO01	THE KROGER CO.	2	0	0.0%	0		
58633	TOKIO MARINE HOLDINGS, INC.	7	4	57.1%	2		
58470	TRAVELERS COMPANIES, INC.	27	4	14.8%	6	-0.55	
58496	W. R. BERKLEY CORPORATION	5	1	20.0%	1		
3482	WCF MUTUAL INSURANCE COMPANY	1	0	0.0%	0		
50457	ZURICH INSURANCE GROUP LTD	29	9	31.0%	7	0.46	

<b>Total</b>	<b>681</b>	<b>161</b>	<b>23.6%</b>				
--------------	------------	------------	--------------	--	--	--	--

LATE FILING SROI TREND – 12 QTRS: Subsequent Report of Injury



## LATE FILING SROI ITEMIZED – Q2: Subsequent Report of Injury (CONT.)

Carrier ID	Carrier Name	Number of ttd-ptd claims	Number Late	Late Ratio	Expected	Z-Score	Z > 2
ABF01	ABF FREIGHT SYSTEM INC	1	0	0.0%	0		
468	ACUITY A MUTUAL INS COMPANY	5	0	0.0%	0		
55353	ALASKA NATIONAL CORPORATION	5	0	0.0%	0		
APS01	ALBUQUERQUE PUBLIC SCHOOLS	16	0	0.0%	1	-0.56	
58317	AMERICAN FINANCIAL GROUP, INC	6	0	0.0%	0		
58702	AMERICAN INTERNATIONAL GROUP, INC	39	3	7.7%	2	0.26	
52536	AMERISURE MUTUAL HOLDINGS INC	3	0	0.0%	0		
58459	ARCH CAPITAL GROUP LTD.	4	0	0.0%	0		
ASF01	ARCHDIOCESE OF SANTA FE	2	0	0.0%	0		
58448	ARGO GROUP INTERNATIONAL HOLDINGS, LTD	2	1	50.0%	0		
ABC01	ASSOC BUILDERS & CONTRACTORS	1	0	0.0%	0		
85085	AXA S.A.	7	0	0.0%	0		
58334	BERKSHIRE HATHAWAY INC	8	3	37.5%	0		
46512	BIC HOLDINGS LLC	5	0	0.0%	0		
60081	BLUE CROSS BLUE SHIELD OF MI MUTUAL INS	4	0	0.0%	0		
BTR01	BUILDERS TRUST	35	1	2.9%	2	-0.26	
85512	CHANDLER INSURANCE COMPANY, LTD.	4	0	0.0%	0		
CHR01	CHRISTUS HEALTH	13	0	0.0%	1	-0.56	
58303	CHUBB LIMITED	52	2	3.8%	3	-0.15	
259	CHURCH MUTUAL INSURANCE COMPANY	1	0	0.0%	0		
58704	CINCINNATI FINANCIAL CORPORATION	1	1	100.0%	0		
ABQ01	CITY OF ALBUQUERQUE	14	4	28.6%	1	2.48	*****
CAR01	CITY OF CARLSBAD	3	0	0.0%	0		
FAR01	CITY OF FARMINGTON	1	0	0.0%	0		
CLC01	CITY OF LAS CRUCES	1	0	0.0%	0		
44179	COPPERPOINT MUTUAL INSURANCE HOLDING CO	4	0	0.0%	0		
COS01	COSTCO WHOLESALE	1	0	0.0%	0		
DAC01	DONA ANA COUNTY	1	0	0.0%	0		
318	DONEGAL MUTUAL INSURANCE COMPANY	3	0	0.0%	0		
51243	EMPLOYERS HOLDINGS, INC.	6	0	0.0%	0		
55579	ENSTAR GROUP LIMITED	8	0	0.0%	0		
<b>Total</b>		<b>796</b>	<b>42</b>	<b>5.3%</b>			

## LATE FILING SROI ITEMIZED – Q2: Subsequent Report of Injury (CONT.)

Carrier ID	Carrier Name	Number of ttd-ptd claims	Number Late	Late Ratio	Expected	Z-Score	Z > 2
58455	EVEREST RE GROUP LTD	6	1	16.7%	0		
44385	EVERGREEN PARENT, L.P.	11	0	0.0%	1	-0.56	
58364	FAIRFAX FINANCIAL HOLDINGS LIMITED	2	0	0.0%	0		
52562	FARM BUREAU MUTUAL HOLDING COMPANY	2	0	0.0%	0		
FEX01	FEDERAL EXPRESS CORP POB 727	6	0	0.0%	0		
384	FEDERATED MUTUAL INSURANCE COMPANY	3	3	100.0%	0		
FIS01	FOOD INDUSTRY SELF INS FUND OF NM	18	2	11.1%	1	0.62	
FMM01	FREEPORT-MCMORAN CORP	2	0	0.0%	0		
54044	GROUP ONE THOUSAND ONE, LLC	3	0	0.0%	0		
58707	HARTFORD FINANCIAL SERVICES GROUP INC	21	0	0.0%	1	-0.56	
51160	INTACT FINANCIAL CORPORATION	2	0	0.0%	0		
ITL01	INTEL CORPORATION	1	0	0.0%	0		
51114	LIBERTY MUTUAL HOLDING COMPANY INC.	22	0	0.0%	1	-0.56	
50177	LOEWS CORPORATION	14	0	0.0%	1	-0.56	
LAN01	LOS ALAMOS LABS	1	0	0.0%	0		
58405	MARKEL CORPORATION	9	0	0.0%	0		
MCA01	MECH CONTRACTORS ASSOC OF NM	1	0	0.0%	0		
HCW01	N M HEALTHCARE W C GROUP	1	0	0.0%	0		
PSI01	N M PUBLIC SCHOOLS	37	2	5.4%	2	0.01	
SIF01	N M SELF INSURERS FUND	16	5	31.3%	1	2.76	*****
2358	NATIONWIDE MUTUAL INSURANCE COMPANY	3	0	0.0%	0		
CIA01	NEW MEXICO ASSN. OF COUNTIES	40	4	10.0%	2	0.50	
HWG01	NEW MEXICO HOSPITAL WORK COMP GROUP	6	0	0.0%	0		
11527	NEW MEXICO MUTUAL CASUALTY COMPANY	130	4	3.1%	7	-0.23	
2381	OHIO FARMERS INSURANCE COMPANY	2	0	0.0%	0		
58439	OLD REPUBLIC INTERNATIONAL CORPORATION	13	2	15.4%	1	1.07	
PRE01	PRESBYTERIAN HEALTHCARE SERVICES	6	2	33.3%	0		
58332	PROTECTIVE INSURANCE CORPORATION	2	0	0.0%	0		
85434	QBE INSURANCE GROUP LIMITED	4	0	0.0%	0		
SJR01	SAN JUAN REGIONAL MEDICAL CENTER	8	0	0.0%	0		
SAN01	SANDIA CORPORATION	3	0	0.0%	0		
<b>Total</b>		<b>796</b>	<b>42</b>	<b>5.3%</b>			

## LATE FILING SROI ITEMIZED – Q2: Subsequent Report of Injury (CONT.)

Carrier ID	Carrier Name	Number of ttd-ptd claims	Number Late	Late Ratio	Expected	Z-Score	Z > 2
58466	SELECTIVE INSURANCE GROUP INC	2	1	50.0%	0		
2466	SENTRY INSURANCE A MUTUAL COMPANY	5	0	0.0%	0		
46834	SERVICE INSURANCE HOLDINGS, INC	2	0	0.0%	0		
52641	SOMPO HOLDINGS INC	1	0	0.0%	0		
55404	STARR INTERNATIONAL COMPANY, INC.	6	0	0.0%	0		
2479	STATE FARM MUTUAL AUTOMOBILE INS CO	2	0	0.0%	0		
SNM01	STATE OF NEW MEXICO RISK MGMT DIVISION	53	0	0.0%	3	-0.56	
TAR01	TARGET STORES/DAYTON HUDSON	1	0	0.0%	0		
KRO01	THE KROGER CO.	2	0	0.0%	0		
58633	TOKIO MARINE HOLDINGS, INC.	8	0	0.0%	0		
58470	TRAVELERS COMPANIES, INC.	27	1	3.7%	1	-0.17	
58496	W. R. BERKLEY CORPORATION	5	0	0.0%	0		
3482	WCF MUTUAL INSURANCE COMPANY	1	0	0.0%	0		
50457	ZURICH INSURANCE GROUP LTD	30	0	0.0%	2	-0.56	

<b>Total</b>	<b>796</b>	<b>42</b>	<b>5.3%</b>				
--------------	------------	-----------	-------------	--	--	--	--

**2<sup>nd</sup> QUARTER CY 2025**  
New Mexico Workers' Compensation Administration

**12 QUARTER LEGAL ACTIVITY REPORT**

Carrier ID	Carrier Name	Total	No Legal Activity	Legal Activity	% Legal Activity
ABF01	ABF FREIGHT SYSTEM INC	19	15	4	21.1%
H2O01	ABQ/BERNCO WATER UTILITY AUTHORITY	9	6	3	33.3%
33652	ACCIDENT INSURANCE COMPANY, INC. HOLDING	1	1	0	0.0%
468	ACUITY A MUTUAL INS COMPANY	35	30	5	14.3%
55353	ALASKA NATIONAL CORPORATION	19	15	4	21.1%
APS01	ALBUQUERQUE PUBLIC SCHOOLS	220	198	22	10.0%
85449	ALLIANZ SE	2	2	0	0.0%
ALL01	ALLSUP ENTERPRISES INC	1	0	1	100.0%
58317	AMERICAN FINANCIAL GROUP, INC	21	14	7	33.3%
58702	AMERICAN INTERNATIONAL GROUP, INC	627	466	161	25.7%
6087	AMERICAN NATIONAL INSURANCE COMPANY	5	3	2	40.0%
52536	AMERISURE MUTUAL HOLDINGS INC	34	29	5	14.7%
58459	ARCH CAPITAL GROUP LTD.	133	102	31	23.3%
ASF01	ARCHDIOCESE OF SANTA FE	7	5	2	28.6%
58448	ARGO GROUP INTERNATIONAL HOLDINGS, LTD	63	45	18	28.6%
ABC01	ASSOC BUILDERS & CONTRACTORS	18	14	4	22.2%
85085	AXA S.A.	139	114	25	18.0%
BAS01	BASHA'S INC	3	3	0	0.0%
58334	BERKSHIRE HATHAWAY INC	113	83	30	26.5%
46512	BIC HOLDINGS LLC	20	15	5	25.0%
60081	BLUE CROSS BLUE SHIELD OF MI MUTUAL INS	72	58	14	19.4%
BTR01	BUILDERS TRUST	373	306	67	18.0%
2081	CENTRAL MUTUAL INSURANCE COMPANY	1	1	0	0.0%
85512	CHANDLER INSURANCE COMPANY, LTD.	39	26	13	33.3%
CHE01	CHEVRON USA	1	1	0	0.0%
46331	CHINA MINSHENG INVESTMENT GROUP CORP LTD	9	8	1	11.1%
CHR01	CHRISTUS HEALTH	75	69	6	8.0%
58303	CHUBB LIMITED	729	554	175	24.0%
259	CHURCH MUTUAL INSURANCE COMPANY	19	14	5	26.3%
12205	CIMARRON INSURANCE COMPANY	16	8	8	50.0%
58704	CINCINNATI FINANCIAL CORPORATION	11	8	3	27.3%
<b>12 Quarter Total</b>		<b>11,310</b>	<b>9,283</b>	<b>2,027</b>	<b>17.9%</b>

## 12 QUARTER LEGAL ACTIVITY REPORT (CONT.)

Carrier ID	Carrier Name	Total	No Legal Activity	Legal Activity	% Legal Activity
ABQ01	CITY OF ALBUQUERQUE	177	143	34	19.2%
CAR01	CITY OF CARLSBAD	27	23	4	14.8%
FAR01	CITY OF FARMINGTON	35	30	5	14.3%
CLC01	CITY OF LAS CRUCES	28	23	5	17.9%
CSF01	CITY OF SANTA FE	26	22	4	15.4%
44179	COPPERPOINT MUTUAL INSURANCE HOLDING CO	53	35	18	34.0%
COS01	COSTCO WHOLESALE	28	23	5	17.9%
11130	DAKOTA TRUCK UNDERWRITERS	4	4	0	0.0%
DOL01	DOLLAR GENERAL (DOLGEN CORP)	15	12	3	20.0%
DAC01	DONA ANA COUNTY	5	5	0	0.0%
318	DONEGAL MUTUAL INSURANCE COMPANY	34	21	13	38.2%
51243	EMPLOYERS HOLDINGS, INC.	53	48	5	9.4%
55579	ENSTAR GROUP LIMITED	59	48	11	18.6%
51656	ERNEST RADY TRUST	7	6	1	14.3%
58455	EVEREST RE GROUP LTD	66	49	17	25.8%
44385	EVERGREEN PARENT, L.P.	229	194	35	15.3%
50710	EXXON MOBIL CORPORATION	5	5	0	0.0%
58364	FAIRFAX FINANCIAL HOLDINGS LIMITED	73	55	18	24.7%
52562	FARM BUREAU MUTUAL HOLDING COMPANY	10	9	1	10.0%
FEX01	FEDERAL EXPRESS CORP POB 727	55	48	7	12.7%
FED01	FEDERAL EXPRESS GROUND	15	12	3	20.0%
384	FEDERATED MUTUAL INSURANCE COMPANY	43	36	7	16.3%
FIS01	FOOD INDUSTRY SELF INS FUND OF NM	244	215	29	11.9%
46317	FRANK WINSTON CRUM INSURANCE HOLDINGS	1	1	0	0.0%
FMM01	FREEPORT-MCMORAN CORP	24	21	3	12.5%
50408	GENERAL ELECTRIC COMPANY	2	2	0	0.0%
46846	GOOSE CREEK CAPITAL INC	1	1	0	0.0%
51888	GRAY & COMPANY, INC.	1	1	0	0.0%
GRO01	GROENDYKE TRANSPORT	1	1	0	0.0%
54044	GROUP ONE THOUSAND ONE, LLC	20	16	4	20.0%
44975	GUIDEONE MUTUAL HOLDING COMPANY	2	1	1	50.0%
12 Quarter Total		11,310	9,283	2,027	17.9%



**2<sup>nd</sup> QUARTER CY 2025**  
New Mexico Workers' Compensation Administration

**12 QUARTER LEGAL ACTIVITY REPORT (CONT.)**

Carrier ID	Carrier Name	Total	No Legal Activity	Legal Activity	% Legal Activity
58707	HARTFORD FINANCIAL SERVICES GROUP INC	365	288	77	21.1%
85259	HDI V.A.G.	1	0	1	100.0%
51160	INTACT FINANCIAL CORPORATION	6	6	0	0.0%
ITL01	INTEL CORPORATION	29	27	2	6.9%
51391	JAMESTOWN HOLDINGS CORP.	4	4	0	0.0%
KIE01	KIEWIT CONSTRUCTION GROUP INC	1	1	0	0.0%
51114	LIBERTY MUTUAL HOLDING COMPANY INC.	497	418	79	15.9%
50177	LOEWS CORPORATION	138	104	34	24.6%
LAN01	LOS ALAMOS LABS	76	64	12	15.8%
MAC01	MACYS INC	2	2	0	0.0%
46747	MAG MUTUAL HOLDING COMPANY	3	2	1	33.3%
11387	MAINE EMPLOYERS MUTUAL INSURANCE COMPANY	2	2	0	0.0%
58405	MARKEL CORPORATION	76	66	10	13.2%
MCA01	MECH CONTRACTORS ASSOC OF NM	12	10	2	16.7%
02327	MIDWEST FAMILY MUTUAL INSURANCE CO	1	1	0	0.0%
HCW01	N M HEALTHCARE W C GROUP	21	20	1	4.8%
PSI01	N M PUBLIC SCHOOLS	559	508	51	9.1%
RUR01	N M RURAL ELECTRIC COOP ASSOC	23	20	3	13.0%
SIF01	N M SELF INSURERS FUND	238	209	29	12.2%
2358	NATIONWIDE MUTUAL INSURANCE COMPANY	33	25	8	24.2%
CIA01	NEW MEXICO ASSN. OF COUNTIES	354	313	41	11.6%
HWG01	NEW MEXICO HOSPITAL WORK COMP GROUP	57	53	4	7.0%
11527	NEW MEXICO MUTUAL CASUALTY COMPANY	1,758	1,418	340	19.3%
AGC01	NM BUILDING BRANCH AGC	1	1	0	0.0%
2381	OHIO FARMERS INSURANCE COMPANY	23	22	1	4.3%
58439	OLD REPUBLIC INTERNATIONAL CORPORATION	240	199	41	17.1%
45081	PIE GROUP HOLDINGS, INC	1	1	0	0.0%
PWC01	PINNACLE WEST CAPITAL CORP	10	10	0	0.0%
PRE01	PRESBYTERIAN HEALTHCARE SERVICES	93	86	7	7.5%
59716	PROSIGHT GLOBAL HOLDINGS LTD	4	3	1	25.0%
58332	PROTECTIVE INSURANCE CORPORATION	34	24	10	29.4%
<b>12 Quarter Total</b>		<b>11,310</b>	<b>9,283</b>	<b>2,027</b>	<b>17.9%</b>

## 12 QUARTER LEGAL ACTIVITY REPORT (CONT.)

Carrier ID	Carrier Name	Total	No Legal Activity	Legal Activity	% Legal Activity
85434	QBE INSURANCE GROUP LIMITED	53	41	12	22.6%
RYD01	RYDER SYSTEMS INC	3	2	1	33.3%
SJR01	SAN JUAN REGIONAL MEDICAL CENTER	49	48	1	2.0%
SAN01	SANDIA CORPORATION	35	35	0	0.0%
58466	SELECTIVE INSURANCE GROUP INC	18	14	4	22.2%
2466	SENTRY INSURANCE A MUTUAL COMPANY	55	48	7	12.7%
46834	SERVICE INSURANCE HOLDINGS, INC	29	28	1	3.4%
52641	SOMPO HOLDINGS INC	14	13	1	7.1%
55404	STARR INTERNATIONAL COMPANY, INC.	175	152	23	13.1%
2479	STATE FARM MUTUAL AUTOMOBILE INS CO	36	26	10	27.8%
SNM01	STATE OF NEW MEXICO RISK MGMT DIVISION	499	424	75	15.0%
33806	SUNZ HOLDINGS LLC	4	4	0	0.0%
TAR01	TARGET STORES/DAYTON HUDSON	13	10	3	23.1%
58505	THE HANOVER INSURANCE GROUP, INC.	16	9	7	43.8%
KRO01	THE KROGER CO.	43	36	7	16.3%
58633	TOKIO MARINE HOLDINGS, INC.	216	192	24	11.1%
58470	TRAVELERS COMPANIES, INC.	525	450	75	14.3%
44768	TREAN INSURANCE GROUP, INC	3	2	1	33.3%
58496	W. R. BERKLEY CORPORATION	117	76	41	35.0%
3482	WCF MUTUAL INSURANCE COMPANY	19	15	4	21.1%
46966	WESTAIM HIIG LP	8	6	2	25.0%
WES01	WESTERN REFINING	1	0	1	100.0%
50457	ZURICH INSURANCE GROUP LTD	540	422	118	21.9%
12 Quarter Total		11,310	9,283	2,027	17.9%