



State of New Mexico
**WORKERS' COMPENSATION
 ADMINISTRATION**

**4th QUARTER CY 2023
 INSURER SCORECARD**

CONTENTS

SCORECARD PROCESS AND NOTES1

LATE FILING FROI TREND – 12 QTRS: First Report of Injury or Illness2

LATE FILING FROI ITEMIZED: First Report of Injury or Illness – Q4 (CONT.)3

LATE FILING FROI ITEMIZED: First Report of Injury or Illness – Q4 (CONT.)4

LATE FILING FROI ITEMIZED: First Report of Injury or Illness – Q4 (CONT.)5

LATE PAYMENT OF INITIAL BENEFITS TREND – 12 QTRS6

LATE PAYMENT OF INITIAL BENEFITS ITEMIZED – Q4 (CONT.)7

LATE PAYMENT OF INITIAL BENEFITS ITEMIZED – Q4 (CONT.)8

LATE PAYMENT OF INITIAL BENEFITS ITEMIZED – Q4 (CONT.)9

LATE FILING SROI TREND – 12 QTRS: Subsequent Report of Injury.....10

LATE FILING SROI ITEMIZED – Q4: Subsequent Report of Injury (CONT.)11

LATE FILING SROI ITEMIZED – Q4: Subsequent Report of Injury (CONT.)12

LATE FILING SROI ITEMIZED – Q4: Subsequent Report of Injury (CONT.)13

12 QUARTER LEGAL ACTIVITY REPORT.....14

12 QUARTER LEGAL ACTIVITY REPORT (CONT.)15

12 QUARTER LEGAL ACTIVITY REPORT (CONT.)16

12 QUARTER LEGAL ACTIVITY REPORT (CONT.)17

****The New Mexico Workers' Compensation Administration relies on carriers to accurately report their data to the agency. Carrier submissions are subject to computer edits and review by WCA staff. However, the data used in this report remains unaltered by the WCA. As such, data reporting errors can occur and may result in skewed scorecard results.**

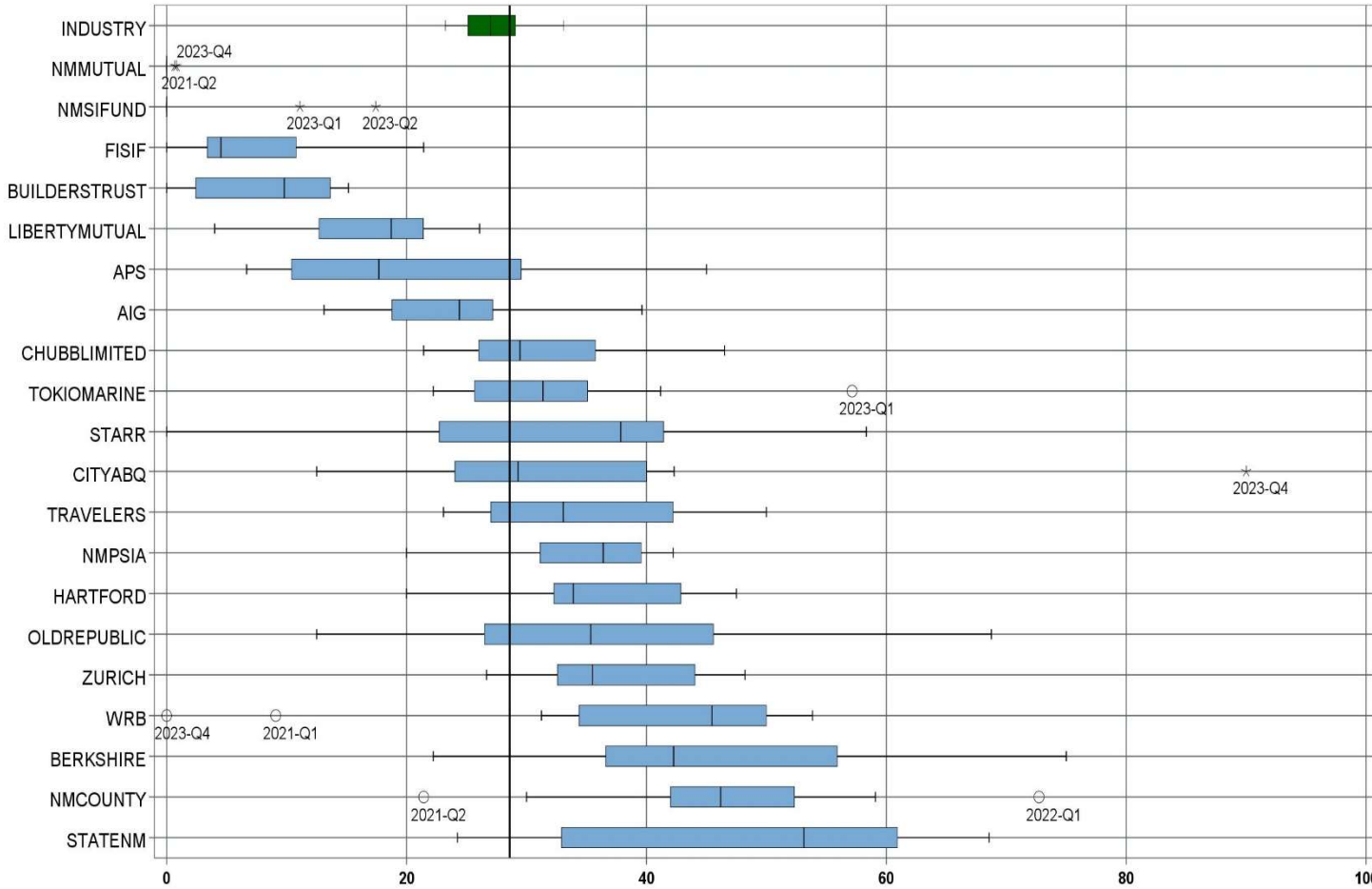
Produced by the Economic Research & Policy Bureau
 Richard Adu-Asamoah, Bureau Chief
 Ruili Yan, Economist

SCORECARD PROCESS AND NOTES

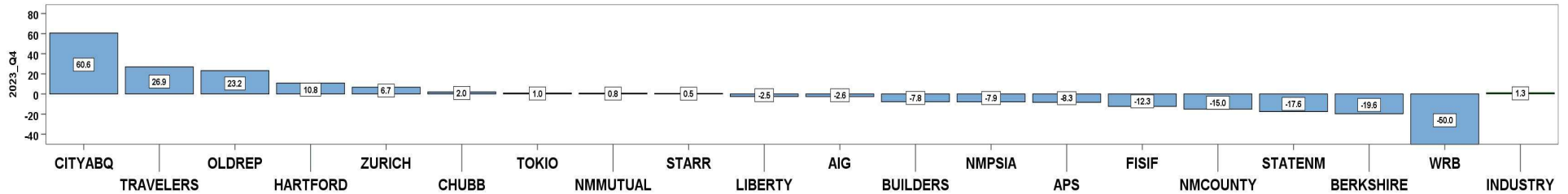
- ❖ Carriers are grouped by the uppermost parent company identified by AM Best Corporation, rather than by the NM WCA-assigned carrier number.
- ❖ The graphical information presented on the first page of each section is based on the 20 carriers and self-insured entities with the highest volume of indemnity SROI reports submitted for the preceding 12 quarters. The selection of carriers by volume of SROIs will automatically “phase-out” carriers that cease to conduct business in New Mexico, and “phase-in” those that increase volume or become active, as needed.
- ❖ Each quarter is presented as a stand-alone quarter that only includes data for that quarter. Additionally, a summary report for the year is prepared alongside Q4 to give carriers an overview of the year.
- ❖ The detailed listing of reporting results is listed alphabetically, rather than by Z-score.

4th QUARTER CY 2023
New Mexico Workers' Compensation Administration

LATE FILING FROI TREND – 12 QTRS: First Report of Injury or Illness



Q4 CY 2023 Claim Summary		
Carrier Name	No.	% Late
AIG	43	16
APS	17	24
BERKSHIRE	8	38
BUILDERSTRUST	29	7
CHUBBLIMITED	37	27
CITYABQ	10	90
FISIF	11	9
HARTFORD	18	33
LIBERTYMUTUAL	27	19
NMCOUNTY	20	30
NMMUTUAL	123	1
NMPSIA	54	28
NMSIFUND	1	0
OLDREPUBLIC	14	36
STARR	11	18
STATENM	49	51
TOKIOMARINE	22	27
TRAVELERS	36	50
WRB	6	0
ZURICH	24	33
Industry Average	746	28.6%



4th QUARTER CY 2023
 New Mexico Workers' Compensation Administration

LATE FILING FROI ITEMIZED: First Report of Injury or Illness – Q4 (CONT.)

Carrier ID	Carrier Name	Number of ttd-ptd claims	Number Late	Late Ratio	Expected	Z-Score	Z > 2
ABF01	ABF FREIGHT SYSTEM INC	1	0	0.0%	0		
468	ACUITY A MUTUAL INS COMPANY	2	2	100.0%	1		
55353	ALASKA NATIONAL CORPORATION	2	2	100.0%	1		
APS01	ALBUQUERQUE PUBLIC SCHOOLS	17	4	23.5%	5	-0.22	
58317	AMERICAN FINANCIAL GROUP, INC	1	0	0.0%	0		
58702	AMERICAN INTERNATIONAL GROUP, INC	43	7	16.3%	12	-0.55	
6087	AMERICAN NATIONAL INSURANCE COMPANY	1	0	0.0%	0		
52536	AMERISURE MUTUAL HOLDINGS INC	2	0	0.0%	1		
58459	ARCH CAPITAL GROUP LTD.	10	4	40.0%	3	0.51	
58448	ARGO GROUP INTERNATIONAL HOLDINGS, LTD	6	4	66.7%	2		
ABC01	ASSOC BUILDERS & CONTRACTORS	2	0	0.0%	1		
85085	AXA S.A.	4	4	100.0%	1		
58334	BERKSHIRE HATHAWAY INC	8	3	37.5%	2		
46512	BIC HOLDINGS LLC	4	4	100.0%	1		
60081	BLUE CROSS BLUE SHIELD OF MI MUTUAL INS	9	3	33.3%	3		
BTR01	BUILDERS TRUST	29	2	6.9%	8	-0.97	
85512	CHANDLER INSURANCE COMPANY, LTD.	2	1	50.0%	1		
CHR01	CHRISTUS ST VINCENT HOSPITAL	6	0	0.0%	2		
58303	CHUBB LIMITED	37	10	27.0%	11	-0.07	
ABQ01	CITY OF ALBUQUERQUE	10	9	90.0%	3	2.74	*****
CAR01	CITY OF CARLSBAD	2	0	0.0%	1		
FAR01	CITY OF FARMINGTON	3	2	66.7%	1		
CLC01	CITY OF LAS CRUCES	4	1	25.0%	1		
CSF01	CITY OF SANTA FE	2	1	50.0%	1		
44179	COPPERPOINT MUTUAL INSURANCE HOLDING CO	1	1	100.0%	0		
COS01	COSTCO WHOLESALE	1	0	0.0%	0		
DOL01	DOLLAR GENERAL (DOLGEN CORP)	1	0	0.0%	0		
318	DONEGAL MUTUAL INSURANCE COMPANY	1	0	0.0%	0		
51243	EMPLOYERS HOLDINGS, INC.	3	2	66.7%	1		
55579	ENSTAR GROUP LIMITED	7	3	42.9%	2		
58455	EVEREST RE GROUP LTD	3	0	0.0%	1		
Total		746	213	28.6%			

4th QUARTER CY 2023
New Mexico Workers' Compensation Administration

LATE FILING FROI ITEMIZED: First Report of Injury or Illness – Q4 (CONT.)

Carrier ID	Carrier Name	Number of ttd-ptd claims	Number Late	Late Ratio	Expected	Z-Score	Z > 2
44385	EVERGREEN PARENT, L.P.	26	20	76.9%	7	2.16	*****
58364	FAIRFAX FINANCIAL HOLDINGS LIMITED	7	2	28.6%	2		
FEX01	FEDERAL EXPRESS CORP POB 727	5	2	40.0%	1		
FED01	FEDERAL EXPRESS GROUND	1	0	0.0%	0		
384	FEDERATED MUTUAL INSURANCE COMPANY	4	2	50.0%	1		
FIS01	FOOD INDUSTRY SELF INS FUND OF NM	11	1	9.1%	3	-0.87	
51888	GRAY & COMPANY, INC.	1	1	100.0%	0		
54044	GROUP ONE THOUSAND ONE, LLC	2	2	100.0%	1		
58707	HARTFORD FINANCIAL SERVICES GROUP INC	18	6	33.3%	5	0.21	
51114	LIBERTY MUTUAL HOLDING COMPANY INC.	27	5	18.5%	8	-0.45	
50177	LOEWS CORPORATION	7	2	28.6%	2		
LAN01	LOS ALAMOS LABS	7	0	0.0%	2		
11387	MAINE EMPLOYERS MUTUAL INSURANCE COMPANY	1	0	0.0%	0		
58405	MARKEL CORPORATION	9	2	22.2%	3		
MCA01	MECH CONTRACTORS ASSOC OF NM	2	1	50.0%	1		
HCW01	N M HEALTHCARE W C GROUP	2	0	0.0%	1		
PSI01	N M PUBLIC SCHOOLS	54	15	27.8%	15	-0.03	
RUR01	N M RURAL ELECTRIC COOP ASSOC	3	1	33.3%	1		
SIF01	N M SELF INSURERS FUND	1	0	0.0%	0		
2358	NATIONWIDE MUTUAL INSURANCE COMPANY	2	0	0.0%	1		
CIA01	NEW MEXICO ASSN. OF COUNTIES	20	6	30.0%	6	0.06	
HWG01	NEW MEXICO HOSPITAL WORK COMP GROUP	3	0	0.0%	1		
11527	NEW MEXICO MUTUAL CASUALTY COMPANY	123	1	0.8%	35	-1.24	
2381	OHIO FARMERS INSURANCE COMPANY	1	0	0.0%	0		
58439	OLD REPUBLIC INTERNATIONAL CORPORATION	14	5	35.7%	4	0.32	
PRE01	PRESBYTERIAN HEALTHCARE SERVICES	3	0	0.0%	1		
58332	PROTECTIVE INSURANCE CORPORATION	1	1	100.0%	0		
85434	QBE INSURANCE GROUP LIMITED	2	1	50.0%	1		
SJR01	SAN JUAN REGIONAL MEDICAL CENTER	2	1	50.0%	1		
SAN01	SANDIA CORPORATION	2	1	50.0%	1		
2466	SENTRY INSURANCE A MUTUAL COMPANY	1	0	0.0%	0		
Total		746	213	28.6%			

4th QUARTER CY 2023
 New Mexico Workers' Compensation Administration

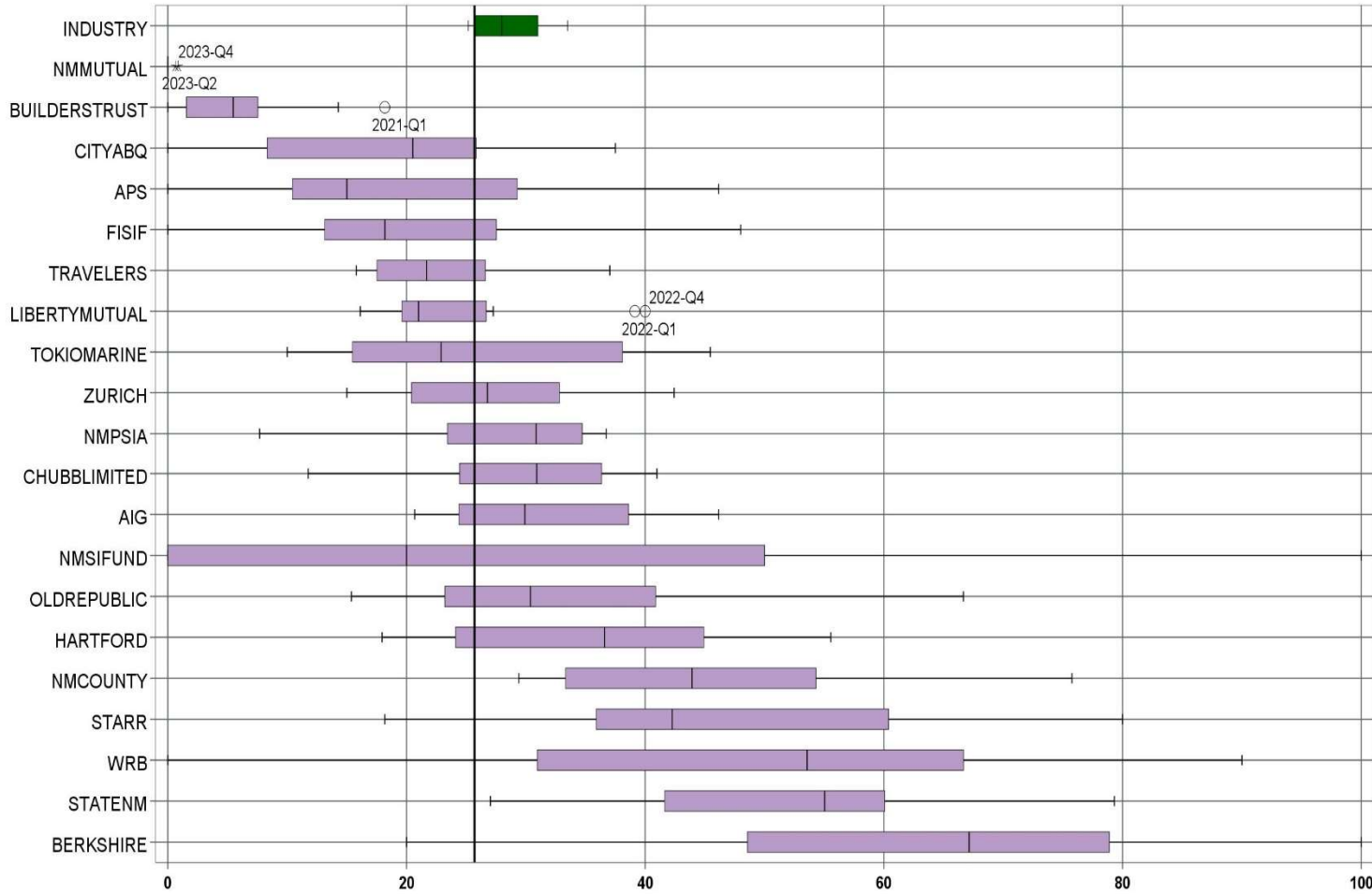
LATE FILING FROI ITEMIZED: First Report of Injury or Illness – Q4 (CONT.)

Carrier ID	Carrier Name	Number of ttd-ptd claims	Number Late	Late Ratio	Expected	Z-Score	Z > 2
46834	SERVICE INSURANCE HOLDINGS, INC	2	1	50.0%	1		
52641	SOMPO HOLDINGS INC	1	1	100.0%	0		
55404	STARR INTERNATIONAL COMPANY, INC.	11	2	18.2%	3	-0.46	
2479	STATE FARM MUTUAL AUTOMOBILE INS CO	3	0	0.0%	1		
SNM01	STATE OF NEW MEXICO RISK MGMT DIVISION	49	25	51.0%	14	1.00	
KRO01	THE KROGER CO.	4	3	75.0%	1		
58633	TOKIO MARINE HOLDINGS, INC.	22	6	27.3%	6	-0.06	
58470	TRAVELERS COMPANIES, INC.	36	18	50.0%	10	0.96	
58496	W. R. BERKLEY CORPORATION	6	0	0.0%	2		
46966	WESTAIM HIIG LP	2	2	100.0%	1		
50457	ZURICH INSURANCE GROUP LTD	24	8	33.3%	7	0.21	

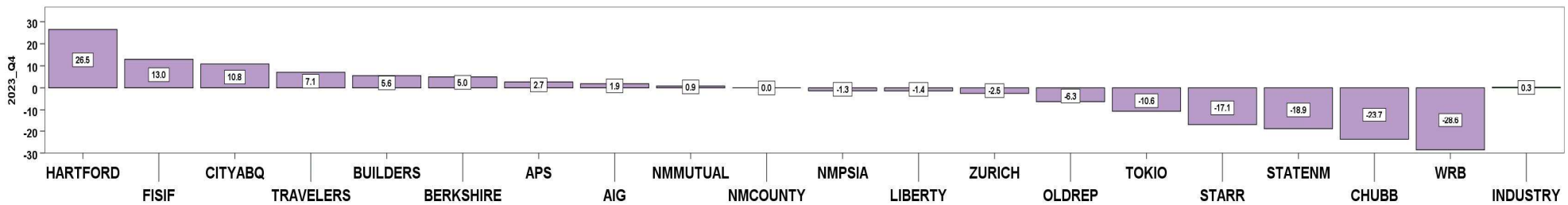
Total		746	213	28.6%			
--------------	--	------------	------------	--------------	--	--	--

4th QUARTER CY 2023
New Mexico Workers' Compensation Administration

LATE PAYMENT OF INITIAL BENEFITS TREND – 12 QTRS



Q4 CY 2023 Claim Summary		
Carrier Name	No.	% Late
AIG	39	23
APS	17	12
BERKSHIRE	8	25
BUILDERSTRUST	18	6
CHUBBLIMITED	34	12
CITYABQ	8	38
FISIF	11	27
HARTFORD	18	44
LIBERTYMUTUAL	26	19
NMCMOUNTY	20	45
NMMUTUAL	117	1
NMPSIA	54	30
NMSIFUND	1	0
OLDREPUBLIC	12	25
STARR	10	30
STATENM	47	34
TOKIOMARINE	22	23
TRAVELERS	35	23
WRB	5	0
ZURICH	20	15
Industry Average	677	25.7%



LATE PAYMENT OF INITIAL BENEFITS ITEMIZED – Q4 (CONT.)

Carrier ID	Carrier Name	Number of ttd-ptd claims	Number Late	Late Ratio	Expected	Z-Score	Z > 2
ABF01	ABF FREIGHT SYSTEM INC	1	0	0.0%	0		
468	ACUITY A MUTUAL INS COMPANY	1	1	100.0%	0		
55353	ALASKA NATIONAL CORPORATION	2	2	100.0%	1		
APS01	ALBUQUERQUE PUBLIC SCHOOLS	17	2	11.8%	4	-0.69	
58317	AMERICAN FINANCIAL GROUP, INC	1	0	0.0%	0		
58702	AMERICAN INTERNATIONAL GROUP, INC	39	9	23.1%	10	-0.13	
6087	AMERICAN NATIONAL INSURANCE COMPANY	1	0	0.0%	0		
52536	AMERISURE MUTUAL HOLDINGS INC	1	0	0.0%	0		
58459	ARCH CAPITAL GROUP LTD.	6	3	50.0%	2		
58448	ARGO GROUP INTERNATIONAL HOLDINGS, LTD	5	2	40.0%	1		
ABC01	ASSOC BUILDERS & CONTRACTORS	2	0	0.0%	1		
85085	AXA S.A.	4	3	75.0%	1		
58334	BERKSHIRE HATHAWAY INC	8	2	25.0%	2		
46512	BIC HOLDINGS LLC	4	4	100.0%	1		
60081	BLUE CROSS BLUE SHIELD OF MI MUTUAL INS	8	2	25.0%	2		
BTR01	BUILDERS TRUST	18	1	5.6%	5	-0.99	
85512	CHANDLER INSURANCE COMPANY, LTD.	2	2	100.0%	1		
CHR01	CHRISTUS ST VINCENT HOSPITAL	5	2	40.0%	1		
58303	CHUBB LIMITED	34	4	11.8%	9	-0.69	
ABQ01	CITY OF ALBUQUERQUE	8	3	37.5%	2		
CAR01	CITY OF CARLSBAD	2	0	0.0%	1		
FAR01	CITY OF FARMINGTON	3	1	33.3%	1		
CLC01	CITY OF LAS CRUCES	4	1	25.0%	1		
CSF01	CITY OF SANTA FE	2	1	50.0%	1		
44179	COPPERPOINT MUTUAL INSURANCE HOLDING CO	1	0	0.0%	0		
DOL01	DOLLAR GENERAL (DOLGEN CORP)	1	1	100.0%	0		
51243	EMPLOYERS HOLDINGS, INC.	1	0	0.0%	0		
55579	ENSTAR GROUP LIMITED	6	5	83.3%	2		
58455	EVEREST RE GROUP LTD	2	0	0.0%	1		
44385	EVERGREEN PARENT, L.P.	21	19	90.5%	5	3.19	*****
Total		677	174	25.7%			

LATE PAYMENT OF INITIAL BENEFITS ITEMIZED – Q4 (CONT.)

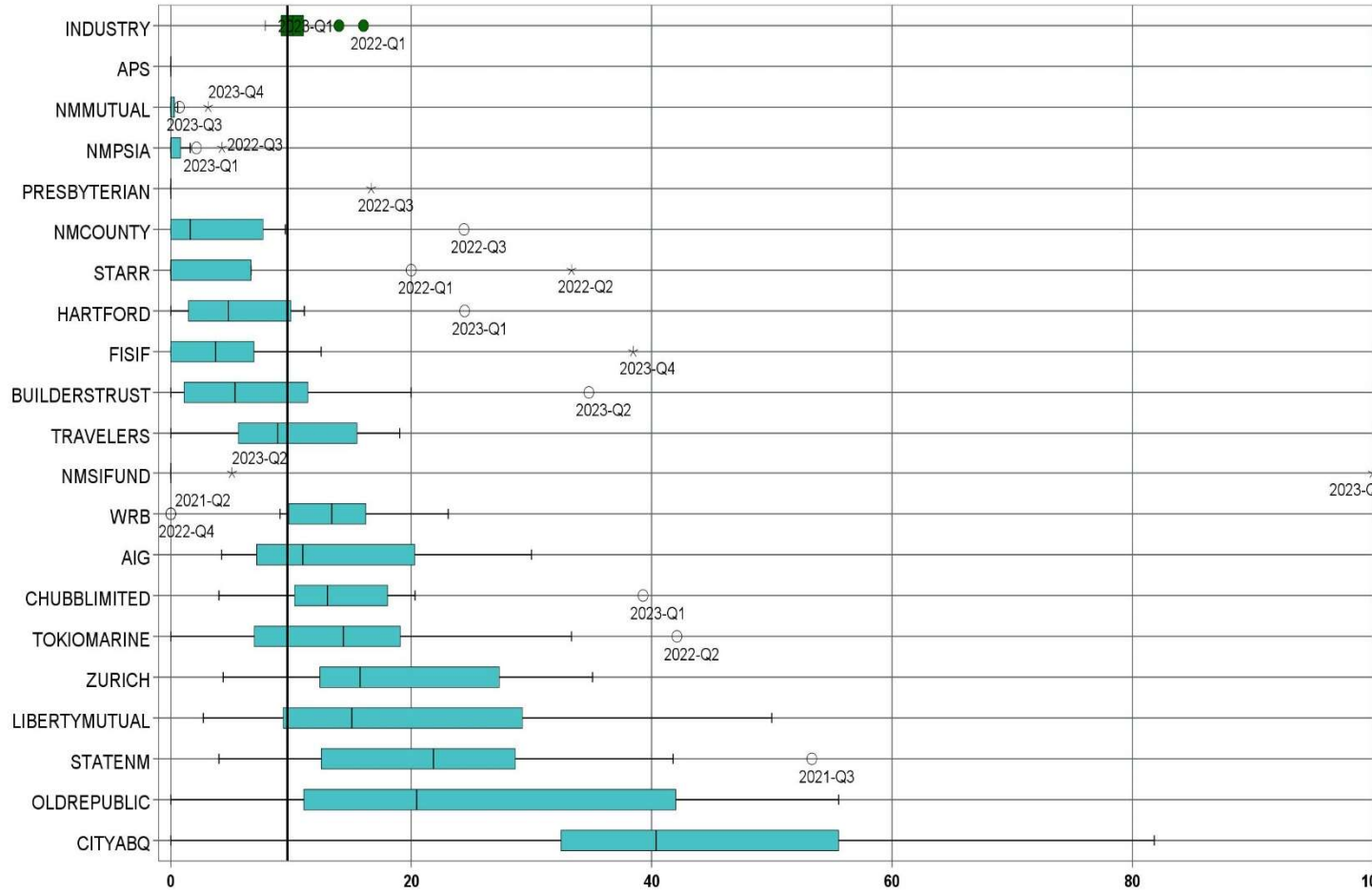
Carrier ID	Carrier Name	Number of ttd-ptd claims	Number Late	Late Ratio	Expected	Z-Score	Z > 2
58364	FAIRFAX FINANCIAL HOLDINGS LIMITED	4	3	75.0%	1		
FEX01	FEDERAL EXPRESS CORP POB 727	5	3	60.0%	1		
384	FEDERATED MUTUAL INSURANCE COMPANY	3	0	0.0%	1		
FIS01	FOOD INDUSTRY SELF INS FUND OF NM	11	3	27.3%	3	0.08	
51888	GRAY & COMPANY, INC.	1	1	100.0%	0		
58707	HARTFORD FINANCIAL SERVICES GROUP INC	18	8	44.4%	5	0.92	
51114	LIBERTY MUTUAL HOLDING COMPANY INC.	26	5	19.2%	7	-0.32	
50177	LOEWS CORPORATION	5	2	40.0%	1		
LAN01	LOS ALAMOS LABS	7	0	0.0%	2		
11387	MAINE EMPLOYERS MUTUAL INSURANCE COMPANY	1	0	0.0%	0		
58405	MARKEL CORPORATION	9	2	22.2%	2		
MCA01	MECH CONTRACTORS ASSOC OF NM	2	0	0.0%	1		
HCW01	N M HEALTHCARE W C GROUP	2	0	0.0%	1		
PSI01	N M PUBLIC SCHOOLS	54	16	29.6%	14	0.19	
RUR01	N M RURAL ELECTRIC COOP ASSOC	3	1	33.3%	1		
SIF01	N M SELF INSURERS FUND	1	0	0.0%	0		
2358	NATIONWIDE MUTUAL INSURANCE COMPANY	2	1	50.0%	1		
CIA01	NEW MEXICO ASSN. OF COUNTIES	20	9	45.0%	5	0.95	
HWG01	NEW MEXICO HOSPITAL WORK COMP GROUP	3	0	0.0%	1		
11527	NEW MEXICO MUTUAL CASUALTY COMPANY	117	1	0.9%	30	-1.22	
2381	OHIO FARMERS INSURANCE COMPANY	1	1	100.0%	0		
58439	OLD REPUBLIC INTERNATIONAL CORPORATION	12	3	25.0%	3	-0.03	
PRE01	PRESBYTERIAN HEALTHCARE SERVICES	3	1	33.3%	1		
85434	QBE INSURANCE GROUP LIMITED	1	0	0.0%	0		
SJR01	SAN JUAN REGIONAL MEDICAL CENTER	2	1	50.0%	1		
SAN01	SANDIA CORPORATION	2	1	50.0%	1		
2466	SENTRY INSURANCE A MUTUAL COMPANY	1	1	100.0%	0		
46834	SERVICE INSURANCE HOLDINGS, INC	2	1	50.0%	1		
52641	SOMPO HOLDINGS INC	1	1	100.0%	0		
55404	STARR INTERNATIONAL COMPANY, INC.	10	3	30.0%	3	0.21	
Total		677	174	25.7%			

LATE PAYMENT OF INITIAL BENEFITS ITEMIZED – Q4 (CONT.)

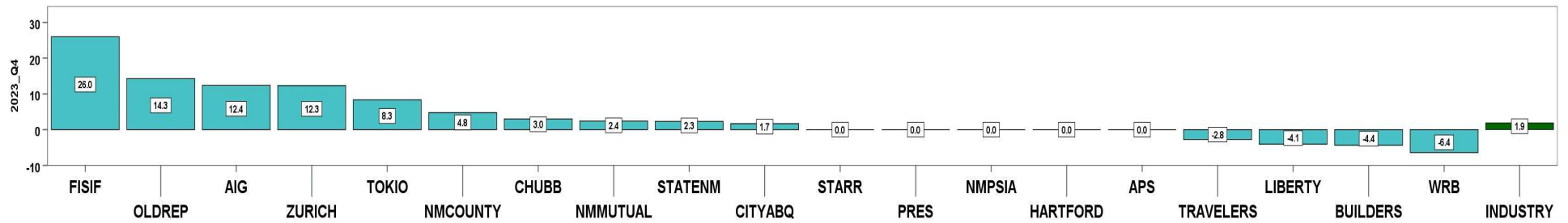
Carrier ID	Carrier Name	Number of ttd-ptd claims	Number Late	Late Ratio	Expected	Z-Score	Z > 2
2479	STATE FARM MUTUAL AUTOMOBILE INS CO	3	0	0.0%	1		
SNM01	STATE OF NEW MEXICO RISK MGMT DIVISION	47	16	34.0%	12	0.41	
KRO01	THE KROGER CO.	4	2	50.0%	1		
58633	TOKIO MARINE HOLDINGS, INC.	22	5	22.7%	6	-0.15	
58470	TRAVELERS COMPANIES, INC.	35	8	22.9%	9	-0.14	
58496	W. R. BERKLEY CORPORATION	5	0	0.0%	1		
46966	WESTAIM HIIG LP	2	2	100.0%	1		
50457	ZURICH INSURANCE GROUP LTD	20	3	15.0%	5	-0.53	
Total		677	174	25.7%			

4th QUARTER CY 2023
New Mexico Workers' Compensation Administration

LATE FILING SROI TREND – 12 QTRS: Subsequent Report of Injury



Q4 CY 2023 Claim Summary		
Carrier Name	No.	% Late
AIG	48	23
APS	17	0
BUILDERSTRUST	31	6
CHUBBLIMITED	43	7
CITYABQ	12	42
FISIF	13	38
HARTFORD	20	0
LIBERTYMUTUAL	36	6
NMCOUNTY	21	5
NMMUTUAL	129	3
NMPSIA	54	0
NMSIFUND	1	100
OLDREPUBLIC	14	14
PRESBYTERIAN	5	0
STARR	11	0
STATENM	54	19
TOKIOMARINE	24	8
TRAVELERS	43	16
WRB	6	17
ZURICH	24	17
Industry Average	812	9.7%



LATE FILING SROI ITEMIZED – Q4: Subsequent Report of Injury (CONT.)

Carrier ID	Carrier Name	Number of ttd-ptd claims	Number Late	Late Ratio	Expected	Z-Score	Z > 2
ABF01	ABF FREIGHT SYSTEM INC	1	0	0.0%	0		
468	ACUITY A MUTUAL INS COMPANY	2	1	50.0%	0		
55353	ALASKA NATIONAL CORPORATION	2	0	0.0%	0		
APS01	ALBUQUERQUE PUBLIC SCHOOLS	17	0	0.0%	2	-0.79	
58317	AMERICAN FINANCIAL GROUP, INC	2	0	0.0%	0		
58702	AMERICAN INTERNATIONAL GROUP, INC	48	11	22.9%	5	1.07	
6087	AMERICAN NATIONAL INSURANCE COMPANY	1	1	100.0%	0		
52536	AMERISURE MUTUAL HOLDINGS INC	2	0	0.0%	0		
58459	ARCH CAPITAL GROUP LTD.	10	1	10.0%	1	0.02	
58448	ARGO GROUP INTERNATIONAL HOLDINGS, LTD	6	0	0.0%	1		
ABC01	ASSOC BUILDERS & CONTRACTORS	2	0	0.0%	0		
85085	AXA S.A.	8	0	0.0%	1		
58334	BERKSHIRE HATHAWAY INC	8	5	62.5%	1		
46512	BIC HOLDINGS LLC	4	1	25.0%	0		
60081	BLUE CROSS BLUE SHIELD OF MI MUTUAL INS	9	0	0.0%	1		
BTR01	BUILDERS TRUST	31	2	6.5%	3	-0.27	
85512	CHANDLER INSURANCE COMPANY, LTD.	4	0	0.0%	0		
CHR01	CHRISTUS ST VINCENT HOSPITAL	6	0	0.0%	1		
58303	CHUBB LIMITED	43	3	7.0%	4	-0.22	
12205	CIMARRON INSURANCE COMPANY	1	0	0.0%	0		
ABQ01	CITY OF ALBUQUERQUE	12	5	41.7%	1	2.59	*****
CAR01	CITY OF CARLSBAD	2	0	0.0%	0		
FAR01	CITY OF FARMINGTON	3	0	0.0%	0		
CLC01	CITY OF LAS CRUCES	4	0	0.0%	0		
CSF01	CITY OF SANTA FE	2	0	0.0%	0		
44179	COPPERPOINT MUTUAL INSURANCE HOLDING CO	1	1	100.0%	0		
COS01	COSTCO WHOLESALE	1	0	0.0%	0		
DOL01	DOLLAR GENERAL (DOLGEN CORP)	1	0	0.0%	0		
318	DONEGAL MUTUAL INSURANCE COMPANY	1	0	0.0%	0		
51243	EMPLOYERS HOLDINGS, INC.	3	0	0.0%	0		
55579	ENSTAR GROUP LIMITED	7	0	0.0%	1		
Total		812	79	9.7%			

LATE FILING SROI ITEMIZED – Q4: Subsequent Report of Injury (CONT.)

Carrier ID	Carrier Name	Number of ttd-ptd claims	Number Late	Late Ratio	Expected	Z-Score	Z > 2
58455	EVEREST RE GROUP LTD	3	0	0.0%	0		
44385	EVERGREEN PARENT, L.P.	28	0	0.0%	3	-0.79	
58364	FAIRFAX FINANCIAL HOLDINGS LIMITED	7	1	14.3%	1		
FEX01	FEDERAL EXPRESS CORP POB 727	5	1	20.0%	0		
FED01	FEDERAL EXPRESS GROUND	1	0	0.0%	0		
384	FEDERATED MUTUAL INSURANCE COMPANY	4	4	100.0%	0		
FIS01	FOOD INDUSTRY SELF INS FUND OF NM	13	5	38.5%	1	2.33	*****
51888	GRAY & COMPANY, INC.	1	0	0.0%	0		
54044	GROUP ONE THOUSAND ONE, LLC	2	0	0.0%	0		
58707	HARTFORD FINANCIAL SERVICES GROUP INC	20	0	0.0%	2	-0.79	
51114	LIBERTY MUTUAL HOLDING COMPANY INC.	36	2	5.6%	4	-0.34	
50177	LOEWS CORPORATION	7	1	14.3%	1		
LAN01	LOS ALAMOS LABS	8	0	0.0%	1		
11387	MAINE EMPLOYERS MUTUAL INSURANCE COMPANY	1	0	0.0%	0		
58405	MARKEL CORPORATION	9	0	0.0%	1		
MCA01	MECH CONTRACTORS ASSOC OF NM	2	0	0.0%	0		
HCW01	N M HEALTHCARE W C GROUP	2	0	0.0%	0		
PSI01	N M PUBLIC SCHOOLS	54	0	0.0%	5	-0.79	
RUR01	N M RURAL ELECTRIC COOP ASSOC	3	0	0.0%	0		
SIF01	N M SELF INSURERS FUND	1	1	100.0%	0		
2358	NATIONWIDE MUTUAL INSURANCE COMPANY	2	0	0.0%	0		
CIA01	NEW MEXICO ASSN. OF COUNTIES	21	1	4.8%	2	-0.40	
HWG01	NEW MEXICO HOSPITAL WORK COMP GROUP	3	0	0.0%	0		
11527	NEW MEXICO MUTUAL CASUALTY COMPANY	129	4	3.1%	13	-0.54	
2381	OHIO FARMERS INSURANCE COMPANY	1	0	0.0%	0		
58439	OLD REPUBLIC INTERNATIONAL CORPORATION	14	2	14.3%	1	0.37	
PRE01	PRESBYTERIAN HEALTHCARE SERVICES	5	0	0.0%	0		
58332	PROTECTIVE INSURANCE CORPORATION	1	0	0.0%	0		
85434	QBE INSURANCE GROUP LIMITED	2	0	0.0%	0		
SJR01	SAN JUAN REGIONAL MEDICAL CENTER	2	0	0.0%	0		
SAN01	SANDIA CORPORATION	4	0	0.0%	0		
Total		812	79	9.7%			

4th QUARTER CY 2023
 New Mexico Workers' Compensation Administration

LATE FILING SROI ITEMIZED – Q4: Subsequent Report of Injury (CONT.)

Carrier ID	Carrier Name	Number of ttd-ptd claims	Number Late	Late Ratio	Expected	Z-Score	Z > 2
2466	SENTRY INSURANCE A MUTUAL COMPANY	2	0	0.0%	0		
46834	SERVICE INSURANCE HOLDINGS, INC	3	1	33.3%	0		
52641	SOMPO HOLDINGS INC	1	0	0.0%	0		
55404	STARR INTERNATIONAL COMPANY, INC.	11	0	0.0%	1	-0.79	
2479	STATE FARM MUTUAL AUTOMOBILE INS CO	3	1	33.3%	0		
SNM01	STATE OF NEW MEXICO RISK MGMT DIVISION	54	10	18.5%	5	0.71	
KRO01	THE KROGER CO.	4	0	0.0%	0		
58633	TOKIO MARINE HOLDINGS, INC.	24	2	8.3%	2	-0.11	
58470	TRAVELERS COMPANIES, INC.	43	7	16.3%	4	0.53	
58496	W. R. BERKLEY CORPORATION	6	1	16.7%	1		
46966	WESTAIM HIIG LP	2	0	0.0%	0		
50457	ZURICH INSURANCE GROUP LTD	24	4	16.7%	2	0.56	

Total		812	79	9.7%			
--------------	--	------------	-----------	-------------	--	--	--

4th QUARTER CY 2023
New Mexico Workers' Compensation Administration

12 QUARTER LEGAL ACTIVITY REPORT

Carrier ID	Carrier Name	Total	No Legal Activity	Legal Activity	% Legal Activity
ABF01	ABF FREIGHT SYSTEM INC	18	14	4	22.2%
H2001	ABQ/BERNCO WATER UTILITY AUTHORITY	14	9	5	35.7%
33652	ACCIDENT INSURANCE COMPANY, INC	1	0	1	100.0%
468	ACUITY A MUTUAL INS COMPANY	36	25	11	30.6%
55353	ALASKA NATIONAL CORPORATION	2	2	0	0.0%
APS01	ALBUQUERQUE PUBLIC SCHOOLS	212	190	22	10.4%
85449	ALLIANZ SE	1	1	0	0.0%
ALL01	ALLSUP ENTERPRISES INC	1	0	1	100.0%
86794	AMERICAN CONTRACTORS INSURANCE GROUP LTD	1	0	1	100.0%
58317	AMERICAN FINANCIAL GROUP, INC	9	7	2	22.2%
58702	AMERICAN INTERNATIONAL GROUP, INC	779	626	153	19.6%
6087	AMERICAN NATIONAL INSURANCE COMPANY	4	4	0	0.0%
52536	AMERISURE MUTUAL HOLDINGS INC	19	16	3	15.8%
58459	ARCH CAPITAL GROUP LTD.	137	113	24	17.5%
ASF01	ARCHDIOCESE OF SANTA FE	8	7	1	12.5%
58448	ARGO GROUP INTERNATIONAL HOLDINGS, LTD	74	59	15	20.3%
ABC01	ASSOC BUILDERS & CONTRACTORS	22	18	4	18.2%
51156	ASSURANT INC	1	1	0	0.0%
85085	AXA S.A.	137	115	22	16.1%
BAS01	BASHA'S INC	2	2	0	0.0%
58334	BERKSHIRE HATHAWAY INC	152	126	26	17.1%
46512	BIC HOLDINGS LLC	16	16	0	0.0%
60081	BLUE CROSS BLUE SHIELD OF MI MUTUAL INS	86	68	18	20.9%
221	BROTHERHOOD MUTUAL INSURANCE COMPANY	4	2	2	50.0%
BTR01	BUILDERS TRUST	429	353	76	17.7%
2081	CENTRAL MUTUAL INSURANCE COMPANY	3	3	0	0.0%
85512	CHANDLER INSURANCE COMPANY, LTD.	43	27	16	37.2%
CHE01	CHEVRON USA	1	1	0	0.0%
46331	CHINA MINSHENG INVESTMENT GROUP CORP LTD	4	3	1	25.0%
CHR01	CHRISTUS ST VINCENT HOSPITAL	37	33	4	10.8%
58303	CHUBB LIMITED	764	611	153	20.0%
12 Quarter Total		11,617	9,584	2,033	17.5%

4th QUARTER CY 2023
 New Mexico Workers' Compensation Administration

12 QUARTER LEGAL ACTIVITY REPORT (CONT.)

Carrier ID	Carrier Name	Total	No Legal Activity	Legal Activity	% Legal Activity
259	CHURCH MUTUAL INSURANCE COMPANY	18	14	4	22.2%
12205	CIMARRON INSURANCE COMPANY	15	11	4	26.7%
58704	CINCINNATI FINANCIAL CORPORATION	27	18	9	33.3%
ABQ01	CITY OF ALBUQUERQUE	181	143	38	21.0%
CAR01	CITY OF CARLSBAD	26	21	5	19.2%
FAR01	CITY OF FARMINGTON	38	32	6	15.8%
CLC01	CITY OF LAS CRUCES	40	35	5	12.5%
CSF01	CITY OF SANTA FE	29	27	2	6.9%
3633	COLUMBIA MUTUAL INSURANCE COMPANY	3	3	0	0.0%
44179	COPPERPOINT MUTUAL INSURANCE HOLDING CO	43	36	7	16.3%
COS01	COSTCO WHOLESALE	24	20	4	16.7%
11130	DAKOTA TRUCK UNDERWRITERS	2	2	0	0.0%
DOL01	DOLLAR GENERAL (DOLGEN CORP)	9	7	2	22.2%
318	DONEGAL MUTUAL INSURANCE COMPANY	39	27	12	30.8%
51243	EMPLOYERS HOLDINGS, INC.	53	43	10	18.9%
2161	EMPLOYERS MUTUAL CASUALTY COMPANY	1	0	1	100.0%
55579	ENSTAR GROUP LIMITED	62	48	14	22.6%
51656	ERNEST RADY TRUST	3	1	2	66.7%
58455	EVEREST RE GROUP LTD	62	50	12	19.4%
44385	EVERGREEN PARENT, L.P.	97	87	10	10.3%
50710	EXXON MOBIL CORPORATION	3	3	0	0.0%
58364	FAIRFAX FINANCIAL HOLDINGS LIMITED	70	51	19	27.1%
52562	FARM BUREAU MUTUAL HOLDING COMPANY	16	14	2	12.5%
FEX01	FEDERAL EXPRESS CORP POB 727	46	41	5	10.9%
FED01	FEDERAL EXPRESS GROUND	23	20	3	13.0%
384	FEDERATED MUTUAL INSURANCE COMPANY	57	46	11	19.3%
FIS01	FOOD INDUSTRY SELF INS FUND OF NM	291	256	35	12.0%
59492	FOSUN INTERNATIONAL HOLDINGS LTD	1	0	1	100.0%
FMM01	FREEPORT-MCMORAN CORP	29	27	2	6.9%
50408	GENERAL ELECTRIC COMPANY	2	2	0	0.0%
46846	GOOSE CREEK CAPITAL INC	1	1	0	0.0%
12 Quarter Total		11,617	9,584	2,033	17.5%

4th QUARTER CY 2023
 New Mexico Workers' Compensation Administration

12 QUARTER LEGAL ACTIVITY REPORT (CONT.)

Carrier ID	Carrier Name	Total	No Legal Activity	Legal Activity	% Legal Activity
51888	GRAY & COMPANY, INC.	1	1	0	0.0%
GRO01	GROENDYKE TRANSPORT	1	1	0	0.0%
54044	GROUP ONE THOUSAND ONE, LLC	11	11	0	0.0%
44975	GUIDEONE MUTUAL HOLDING COMPANY	1	1	0	0.0%
58707	HARTFORD FINANCIAL SERVICES GROUP INC	412	338	74	18.0%
85259	HDI V.A.G.	1	0	1	100.0%
HEA01	HEALTHSOUTH REHAB CORP	1	1	0	0.0%
51160	INTACT FINANCIAL CORPORATION	1	1	0	0.0%
ITL01	INTEL CORPORATION	18	15	3	16.7%
51391	JAMESTOWN HOLDINGS CORP.	5	4	1	20.0%
KIE01	KIEWIT CONSTRUCTION GROUP INC	1	1	0	0.0%
51114	LIBERTY MUTUAL HOLDING COMPANY INC.	399	339	60	15.0%
50177	LOEWS CORPORATION	121	91	30	24.8%
LAN01	LOS ALAMOS LABS	56	50	6	10.7%
MAC01	MACYS INC	2	2	0	0.0%
11387	MAINE EMPLOYERS MUTUAL INSURANCE COMPANY	4	4	0	0.0%
58405	MARKEL CORPORATION	67	60	7	10.4%
MCA01	MECH CONTRACTORS ASSOC OF NM	9	8	1	11.1%
02327	MIDWEST FAMILY MUTUAL INSURANCE CO	2	2	0	0.0%
HCW01	N M HEALTHCARE W C GROUP	26	24	2	7.7%
PSI01	N M PUBLIC SCHOOLS	552	488	64	11.6%
RUR01	N M RURAL ELECTRIC COOP ASSOC	23	22	1	4.3%
SIF01	N M SELF INSURERS FUND	162	145	17	10.5%
2358	NATIONWIDE MUTUAL INSURANCE COMPANY	26	21	5	19.2%
CIA01	NEW MEXICO ASSN. OF COUNTIES	329	274	55	16.7%
HWG01	NEW MEXICO HOSPITAL WORK COMP GROUP	62	55	7	11.3%
11527	NEW MEXICO MUTUAL CASUALTY COMPANY	1,931	1,562	369	19.1%
AGC01	NM BUILDING BRANCH AGC	10	9	1	10.0%
2381	OHIO FARMERS INSURANCE COMPANY	17	16	1	5.9%
58439	OLD REPUBLIC INTERNATIONAL CORPORATION	218	186	32	14.7%
320	PHARMACISTS MUTUAL INSURANCE COMPANY	1	1	0	0.0%
12 Quarter Total		11,617	9,584	2,033	17.5%

12 QUARTER LEGAL ACTIVITY REPORT (CONT.)

Carrier ID	Carrier Name	Total	No Legal Activity	Legal Activity	% Legal Activity
PWC01	PINNACLE WEST CAPITAL CORP	12	10	2	16.7%
PRE01	PRESBYTERIAN HEALTHCARE SERVICES	153	139	14	9.2%
59716	PROSIGHT GLOBAL HOLDINGS LTD	1	1	0	0.0%
58332	PROTECTIVE INSURANCE CORPORATION	38	28	10	26.3%
85434	QBE INSURANCE GROUP LIMITED	44	35	9	20.5%
QCI01	QWEST COMMUNICATIONS INTERNATIONAL	1	0	1	100.0%
RYD01	RYDER SYSTEMS INC	3	2	1	33.3%
SJR01	SAN JUAN REGIONAL MEDICAL CENTER	45	42	3	6.7%
SAN01	SANDIA CORPORATION	34	31	3	8.8%
58466	SELECTIVE INSURANCE GROUP INC	12	8	4	33.3%
2466	SENTRY INSURANCE A MUTUAL COMPANY	85	74	11	12.9%
46834	SERVICE INSURANCE HOLDINGS, INC	27	23	4	14.8%
01929	SFM MUTUAL INSURANCE COMPANY	1	1	0	0.0%
52641	SOMPO HOLDINGS INC	14	11	3	21.4%
55404	STARR INTERNATIONAL COMPANY, INC.	160	134	26	16.3%
2479	STATE FARM MUTUAL AUTOMOBILE INS CO	25	17	8	32.0%
SNM01	STATE OF NEW MEXICO RISK MGMT DIVISION	581	471	110	18.9%
33806	SUNZ HOLDINGS LLC	2	2	0	0.0%
TAR01	TARGET STORES/DAYTON HUDSON	14	13	1	7.1%
58505	THE HANOVER INSURANCE GROUP, INC.	21	15	6	28.6%
KRO01	THE KROGER CO.	50	42	8	16.0%
58633	TOKIO MARINE HOLDINGS, INC.	205	179	26	12.7%
58470	TRAVELERS COMPANIES, INC.	518	437	81	15.6%
58496	W. R. BERKLEY CORPORATION	162	112	50	30.9%
3482	WCF MUTUAL INSURANCE COMPANY	9	5	4	44.4%
46966	WESTAIM HIIG LP	10	9	1	10.0%
50457	ZURICH INSURANCE GROUP LTD	592	472	120	20.3%
12 Quarter Total		11,617	9,584	2,033	17.5%