



State of New Mexico  
**WORKERS' COMPENSATION  
ADMINISTRATION**

**3<sup>rd</sup> QUARTER CY 2023  
INSURER SCORECARD**

**CONTENTS**

SCORECARD PROCESS AND NOTES .....	1
LATE FILING FROI TREND – 12 QTRS: First Report of Injury or Illness .....	2
LATE FILING FROI ITEMIZED: First Report of Injury or Illness – Q3 (CONT.) .....	3
LATE FILING FROI ITEMIZED: First Report of Injury or Illness – Q3 (CONT.) .....	4
LATE FILING FROI ITEMIZED: First Report of Injury or Illness – Q3 (CONT.) .....	5
LATE PAYMENT OF INITIAL BENEFITS TREND – 12 QTRS .....	6
LATE PAYMENT OF INITIAL BENEFITS ITEMIZED – Q3 (CONT.) .....	7
LATE PAYMENT OF INITIAL BENEFITS ITEMIZED – Q3 (CONT.) .....	8
LATE PAYMENT OF INITIAL BENEFITS ITEMIZED – Q3 (CONT.) .....	9
LATE FILING SROI TREND – 12 QTRS: Subsequent Report of Injury.....	10
LATE FILING SROI ITEMIZED – Q3: Subsequent Report of Injury (CONT.) .....	11
LATE FILING SROI ITEMIZED – Q3: Subsequent Report of Injury (CONT.) .....	12
LATE FILING SROI ITEMIZED – Q3: Subsequent Report of Injury (CONT.) .....	13
12 QUARTER LEGAL ACTIVITY REPORT.....	14
12 QUARTER LEGAL ACTIVITY REPORT (CONT.).....	15
12 QUARTER LEGAL ACTIVITY REPORT (CONT.).....	16
12 QUARTER LEGAL ACTIVITY REPORT (CONT.).....	17

**\*\*The New Mexico Workers' Compensation Administration relies on carriers to accurately report their data to the agency. Carrier submissions are subject to computer edits and review by WCA staff. However, the data used in this report remains unaltered by the WCA. As such, data reporting errors can occur and may result in skewed scorecard results.**

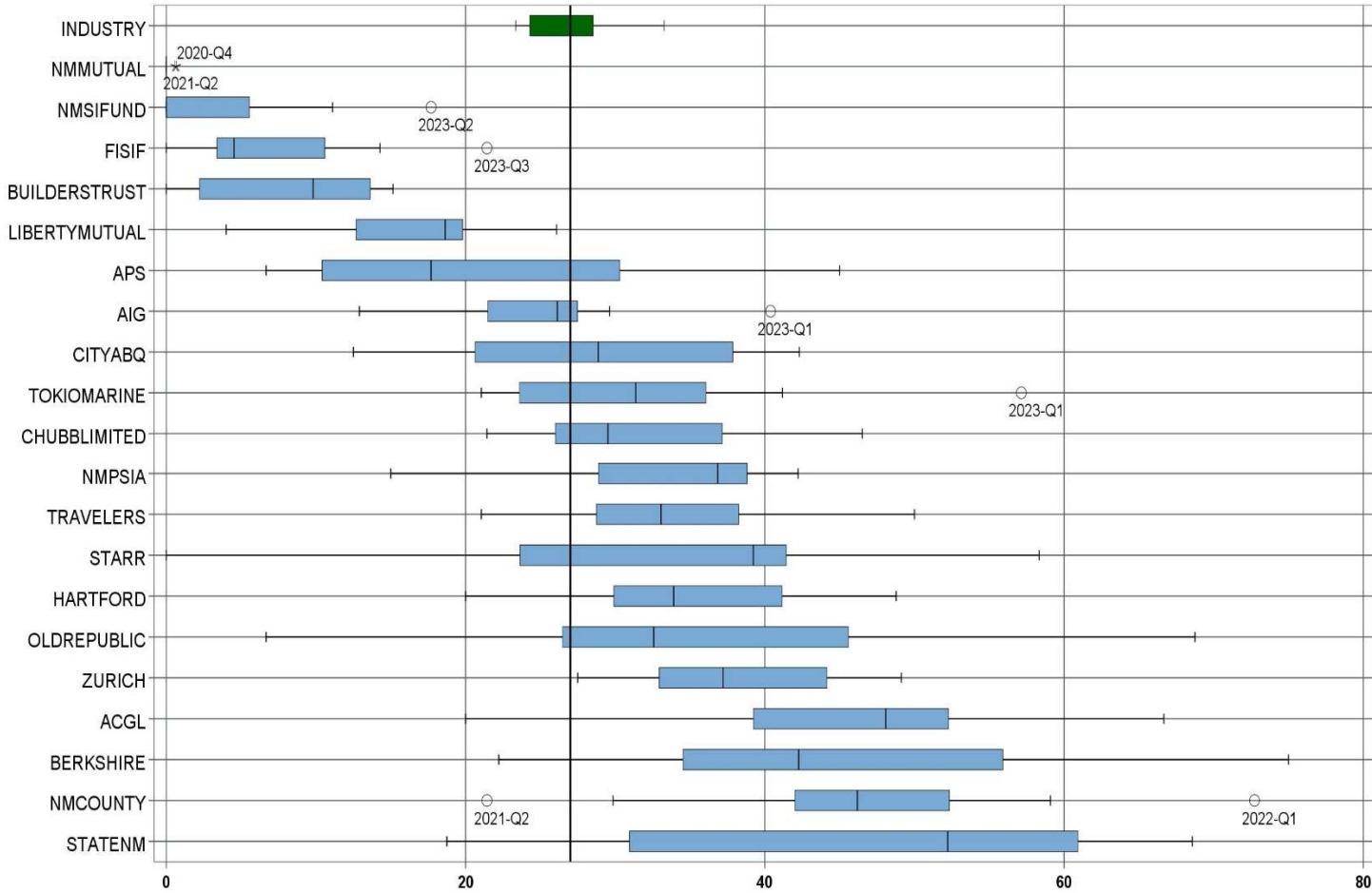
Produced by the Economic Research & Policy Bureau  
Richard Adu-Asamoah, Bureau Chief  
Ruili Yan, Economist

## **SCORECARD PROCESS AND NOTES**

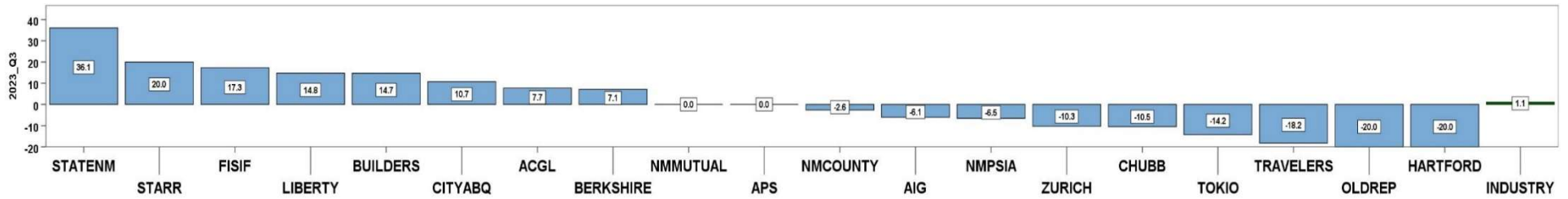
- ❖ Carriers are grouped by the uppermost parent company identified by AM Best Corporation, rather than by the NM WCA-assigned carrier number.
- ❖ The graphical information presented on the first page of each section is based on the 20 carriers and self-insured entities with the highest volume of indemnity SROI reports submitted for the preceding 12 quarters. The selection of carriers by volume of SROIs will automatically “phase-out” carriers that cease to conduct business in New Mexico, and “phase-in” those that increase volume or become active, as needed.
- ❖ Each quarter is presented as a stand-alone quarter that only includes data for that quarter. Additionally, a summary report for the year is prepared alongside Q4 to give carriers an overview of the year.
- ❖ The detailed listing of reporting results is listed alphabetically, rather than by Z-score.

**3<sup>rd</sup> QUARTER CY 2023**  
New Mexico Workers' Compensation Administration

**LATE FILING FROI TREND – 12 QTRS: First Report of Injury or Illness**



Q3 CY 2023 Claim Summary		
Carrier Name	No.	% Late
ACGL	13	46
AIG	34	21
APS	22	27
BERKSHIRE	7	57
BUILDERSTRUST	34	15
CHUBBLIMITED	64	23
CITYABQ	14	36
FISIF	14	21
HARTFORD	40	20
LIBERTYMUTUAL	37	19
NMCOUNTY	20	45
NMMUTUAL	127	0
NMPSIA	42	31
NMSIFUND	0	NA
OLDREPUBLIC	15	7
STARR	15	20
STATENM	35	69
TOKIOMARINE	19	21
TRAVELERS	38	21
ZURICH	40	28
<b>Industry Average</b>	<b>820</b>	<b>27.0%</b>



**3<sup>rd</sup> QUARTER CY 2023**  
 New Mexico Workers' Compensation Administration

**LATE FILING FROI ITEMIZED: First Report of Injury or Illness – Q3 (CONT.)**

Carrier ID	Carrier Name	Number of ttd-ptd claims	Number Late	Late Ratio	Expected	Z-Score	Z > 2
ABF01	ABF FREIGHT SYSTEM INC	1	0	0.0%	0		
468	ACUITY A MUTUAL INS COMPANY	2	0	0.0%	1		
APS01	ALBUQUERQUE PUBLIC SCHOOLS	22	6	27.3%	6	0.02	
58702	AMERICAN INTERNATIONAL GROUP, INC	34	7	20.6%	9	-0.30	
6087	AMERICAN NATIONAL INSURANCE COMPANY	1	0	0.0%	0		
52536	AMERISURE MUTUAL HOLDINGS INC	3	1	33.3%	1		
58459	ARCH CAPITAL GROUP LTD.	13	6	46.2%	4	0.91	
ASF01	ARCHDIOCESE OF SANTA FE	1	1	100.0%	0		
58448	ARGO GROUP INTERNATIONAL HOLDINGS, LTD	4	4	100.0%	1		
ABC01	ASSOC BUILDERS & CONTRACTORS	2	1	50.0%	1		
85085	AXA S.A.	17	1	5.9%	5	-1.00	
58334	BERKSHIRE HATHAWAY INC	7	4	57.1%	2		
46512	BIC HOLDINGS LLC	1	1	100.0%	0		
60081	BLUE CROSS BLUE SHIELD OF MI MUTUAL INS	6	3	50.0%	2		
BTR01	BUILDERS TRUST	34	5	14.7%	9	-0.58	
CHR01	CHRISTUS ST VINCENT HOSPITAL	1	0	0.0%	0		
58303	CHUBB LIMITED	64	15	23.4%	17	-0.17	
259	CHURCH MUTUAL INSURANCE COMPANY	1	1	100.0%	0		
58704	CINCINNATI FINANCIAL CORPORATION	2	0	0.0%	1		
ABQ01	CITY OF ALBUQUERQUE	14	5	35.7%	4	0.42	
CAR01	CITY OF CARLSBAD	5	1	20.0%	1		
FAR01	CITY OF FARMINGTON	7	2	28.6%	2		
CLC01	CITY OF LAS CRUCES	3	2	66.7%	1		
CSF01	CITY OF SANTA FE	1	0	0.0%	0		
44179	COPPERPOINT MUTUAL INSURANCE HOLDING CO	6	6	100.0%	2		
11130	DAKOTA TRUCK UNDERWRITERS	1	1	100.0%	0		
DOL01	DOLLAR GENERAL (DOLGEN CORP)	2	0	0.0%	1		
318	DONEGAL MUTUAL INSURANCE COMPANY	4	1	25.0%	1		
51243	EMPLOYERS HOLDINGS, INC.	2	2	100.0%	1		
55579	ENSTAR GROUP LIMITED	2	1	50.0%	1		
58455	EVEREST RE GROUP LTD	6	4	66.7%	2		
<b>Total</b>		<b>820</b>	<b>221</b>	<b>27.0%</b>			

**3<sup>rd</sup> QUARTER CY 2023**  
 New Mexico Workers' Compensation Administration

**LATE FILING FROI ITEMIZED: First Report of Injury or Illness – Q3 (CONT.)**

Carrier ID	Carrier Name	Number of ttd-ptd claims	Number Late	Late Ratio	Expected	Z-Score	Z > 2
44385	EVERGREEN PARENT, L.P.	19	17	89.5%	5	2.97	*****
58364	FAIRFAX FINANCIAL HOLDINGS LIMITED	2	2	100.0%	1		
FEX01	FEDERAL EXPRESS CORP POB 727	2	0	0.0%	1		
FED01	FEDERAL EXPRESS GROUND	1	0	0.0%	0		
384	FEDERATED MUTUAL INSURANCE COMPANY	6	2	33.3%	2		
FIS01	FOOD INDUSTRY SELF INS FUND OF NM	14	3	21.4%	4	-0.26	
FMM01	FREEPORT-MCMORAN CORP	3	0	0.0%	1		
54044	GROUP ONE THOUSAND ONE, LLC	2	0	0.0%	1		
2404	GUIDEONE MUTUAL INSURANCE COMPANY	1	0	0.0%	0		
58707	HARTFORD FINANCIAL SERVICES GROUP INC	40	8	20.0%	11	-0.33	
ITL01	INTEL CORPORATION	1	0	0.0%	0		
51391	JAMESTOWN HOLDINGS CORP.	1	0	0.0%	0		
51114	LIBERTY MUTUAL HOLDING COMPANY INC.	37	7	18.9%	10	-0.38	
50177	LOEWS CORPORATION	9	5	55.6%	2		
LAN01	LOS ALAMOS LABS	2	0	0.0%	1		
58405	MARKEL CORPORATION	6	3	50.0%	2		
HCW01	N M HEALTHCARE W C GROUP	3	1	33.3%	1		
PSI01	N M PUBLIC SCHOOLS	42	13	31.0%	11	0.19	
RUR01	N M RURAL ELECTRIC COOP ASSOC	2	0	0.0%	1		
2358	NATIONWIDE MUTUAL INSURANCE COMPANY	6	4	66.7%	2		
CIA01	NEW MEXICO ASSN. OF COUNTIES	20	9	45.0%	5	0.86	
HWG01	NEW MEXICO HOSPITAL WORK COMP GROUP	3	0	0.0%	1		
11527	NEW MEXICO MUTUAL CASUALTY COMPANY	127	0	0.0%	34	-1.28	
58439	OLD REPUBLIC INTERNATIONAL CORPORATION	15	1	6.7%	4	-0.96	
PWC01	PINNACLE WEST CAPITAL CORP	1	1	100.0%	0		
PRE01	PRESBYTERIAN HEALTHCARE SERVICES	6	0	0.0%	2		
58332	PROTECTIVE INSURANCE CORPORATION	3	3	100.0%	1		
85434	QBE INSURANCE GROUP LIMITED	1	0	0.0%	0		
RYD01	RYDER SYSTEMS INC	1	0	0.0%	0		
SJR01	SAN JUAN REGIONAL MEDICAL CENTER	2	1	50.0%	1		
58466	SELECTIVE INSURANCE GROUP INC	1	1	100.0%	0		
<b>Total</b>		<b>820</b>	<b>221</b>	<b>27.0%</b>			

**3<sup>rd</sup> QUARTER CY 2023**  
 New Mexico Workers' Compensation Administration

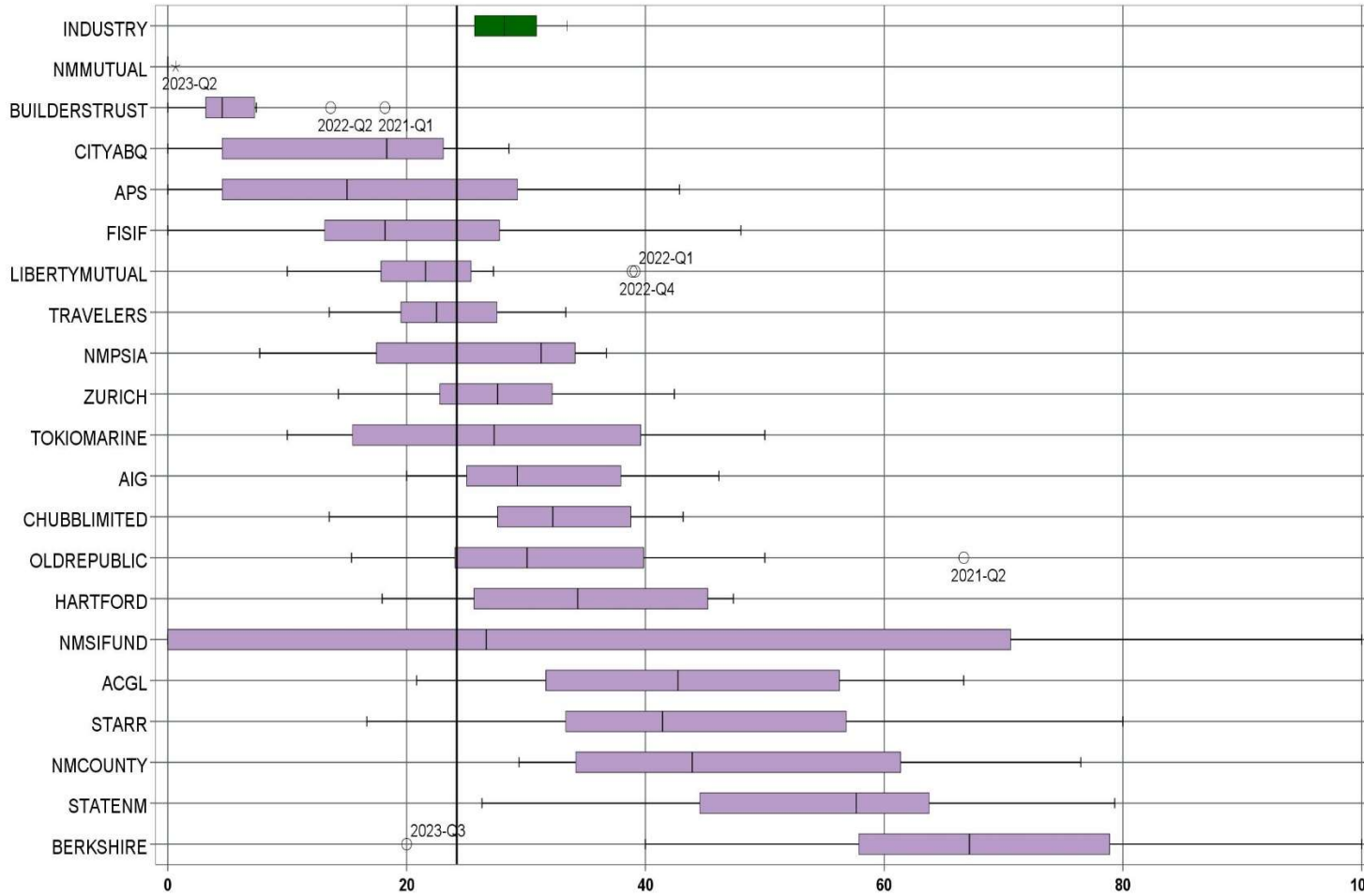
**LATE FILING FROI ITEMIZED: First Report of Injury or Illness – Q3 (CONT.)**

Carrier ID	Carrier Name	Number of ttd-ptd claims	Number Late	Late Ratio	Expected	Z-Score	Z > 2
2466	SENTRY INSURANCE A MUTUAL COMPANY	4	1	25.0%	1		
46834	SERVICE INSURANCE HOLDINGS, INC	1	0	0.0%	0		
55404	STARR INTERNATIONAL COMPANY, INC.	15	3	20.0%	4	-0.33	
2479	STATE FARM MUTUAL AUTOMOBILE INS CO	2	0	0.0%	1		
SNM01	STATE OF NEW MEXICO RISK MGMT DIVISION	35	24	68.6%	9	1.97	
33806	SUNZ HOLDINGS LLC	1	0	0.0%	0		
58505	THE HANOVER INSURANCE GROUP, INC.	4	1	25.0%	1		
KRO01	THE KROGER CO.	2	2	100.0%	1		
58633	TOKIO MARINE HOLDINGS, INC.	19	4	21.1%	5	-0.28	
58470	TRAVELERS COMPANIES, INC.	38	8	21.1%	10	-0.28	
58496	W. R. BERKLEY CORPORATION	8	4	50.0%	2		
3482	WCF MUTUAL INSURANCE COMPANY	1	0	0.0%	0		
46966	WESTAIM HIIG LP	2	1	50.0%	1		
50457	ZURICH INSURANCE GROUP LTD	40	11	27.5%	11	0.03	

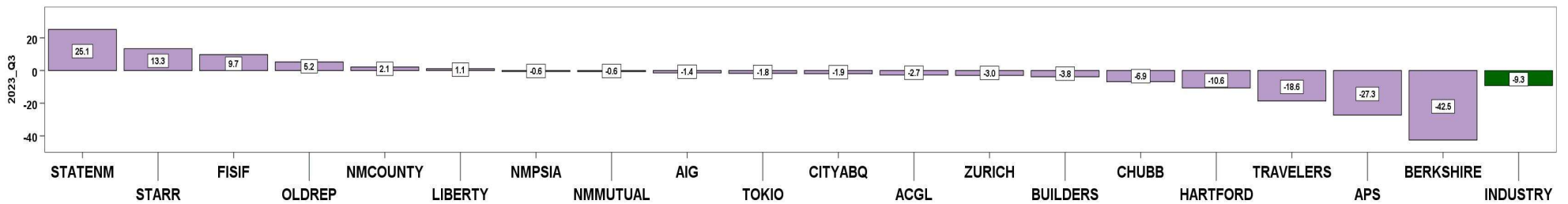
<b>Total</b>	<b>820</b>	<b>221</b>	<b>27.0%</b>
--------------	------------	------------	--------------

3<sup>rd</sup> QUARTER CY 2023  
New Mexico Workers' Compensation Administration

LATE PAYMENT OF INITIAL BENEFITS TREND – 12 QTRS



Q3 CY 2023 Claim Summary		
Carrier Name	No.	% Late
ACGL	11	27
AIG	30	20
APS	22	9
BERKSHIRE	5	20
BUILDERSTRUST	30	3
CHUBBLIMITED	61	31
CITYABQ	13	23
FISIF	14	14
HARTFORD	39	18
LIBERTYMUTUAL	35	23
NMCOUNTY	20	45
NMMUTUAL	124	0
NMPSIA	42	31
NMSIFUND	0	NA
OLDREPUBLIC	15	27
STARR	15	47
STATENM	35	51
TOKIOMARINE	19	32
TRAVELERS	37	14
ZURICH	35	14
<b>Industry Average</b>	<b>769</b>	<b>24.2%</b>



LATE PAYMENT OF INITIAL BENEFITS ITEMIZED – Q3 (CONT.)

Carrier ID	Carrier Name	Number of ttd-ptd claims	Number Late	Late Ratio	Expected	Z-Score	Z > 2
ABF01	ABF FREIGHT SYSTEM INC	1	1	100.0%	0		
468	ACUITY A MUTUAL INS COMPANY	2	0	0.0%	0		
APS01	ALBUQUERQUE PUBLIC SCHOOLS	22	2	9.1%	5	-0.82	
58702	AMERICAN INTERNATIONAL GROUP, INC	30	6	20.0%	7	-0.23	
6087	AMERICAN NATIONAL INSURANCE COMPANY	1	0	0.0%	0		
52536	AMERISURE MUTUAL HOLDINGS INC	3	3	100.0%	1		
58459	ARCH CAPITAL GROUP LTD.	11	3	27.3%	3	0.17	
ASF01	ARCHDIOCESE OF SANTA FE	1	0	0.0%	0		
58448	ARGO GROUP INTERNATIONAL HOLDINGS, LTD	3	1	33.3%	1		
ABC01	ASSOC BUILDERS & CONTRACTORS	2	1	50.0%	0		
85085	AXA S.A.	15	1	6.7%	4	-0.95	
58334	BERKSHIRE HATHAWAY INC	5	1	20.0%	1		
46512	BIC HOLDINGS LLC	1	1	100.0%	0		
60081	BLUE CROSS BLUE SHIELD OF MI MUTUAL INS	5	2	40.0%	1		
BTR01	BUILDERS TRUST	30	1	3.3%	7	-1.13	
CHR01	CHRISTUS ST VINCENT HOSPITAL	1	0	0.0%	0		
58303	CHUBB LIMITED	61	19	31.1%	15	0.38	
259	CHURCH MUTUAL INSURANCE COMPANY	1	1	100.0%	0		
58704	CINCINNATI FINANCIAL CORPORATION	2	2	100.0%	0		
ABQ01	CITY OF ALBUQUERQUE	13	3	23.1%	3	-0.06	
CAR01	CITY OF CARLSBAD	4	2	50.0%	1		
FAR01	CITY OF FARMINGTON	7	2	28.6%	2		
CLC01	CITY OF LAS CRUCES	3	2	66.7%	1		
CSF01	CITY OF SANTA FE	1	0	0.0%	0		
44179	COPPERPOINT MUTUAL INSURANCE HOLDING CO	6	3	50.0%	1		
11130	DAKOTA TRUCK UNDERWRITERS	1	0	0.0%	0		
DOL01	DOLLAR GENERAL (DOLGEN CORP)	1	1	100.0%	0		
318	DONEGAL MUTUAL INSURANCE COMPANY	2	2	100.0%	0		
51243	EMPLOYERS HOLDINGS, INC.	1	1	100.0%	0		
55579	ENSTAR GROUP LIMITED	2	2	100.0%	0		
<b>Total</b>		<b>769</b>	<b>186</b>	<b>24.2%</b>			



LATE PAYMENT OF INITIAL BENEFITS ITEMIZED – Q3 (CONT.)

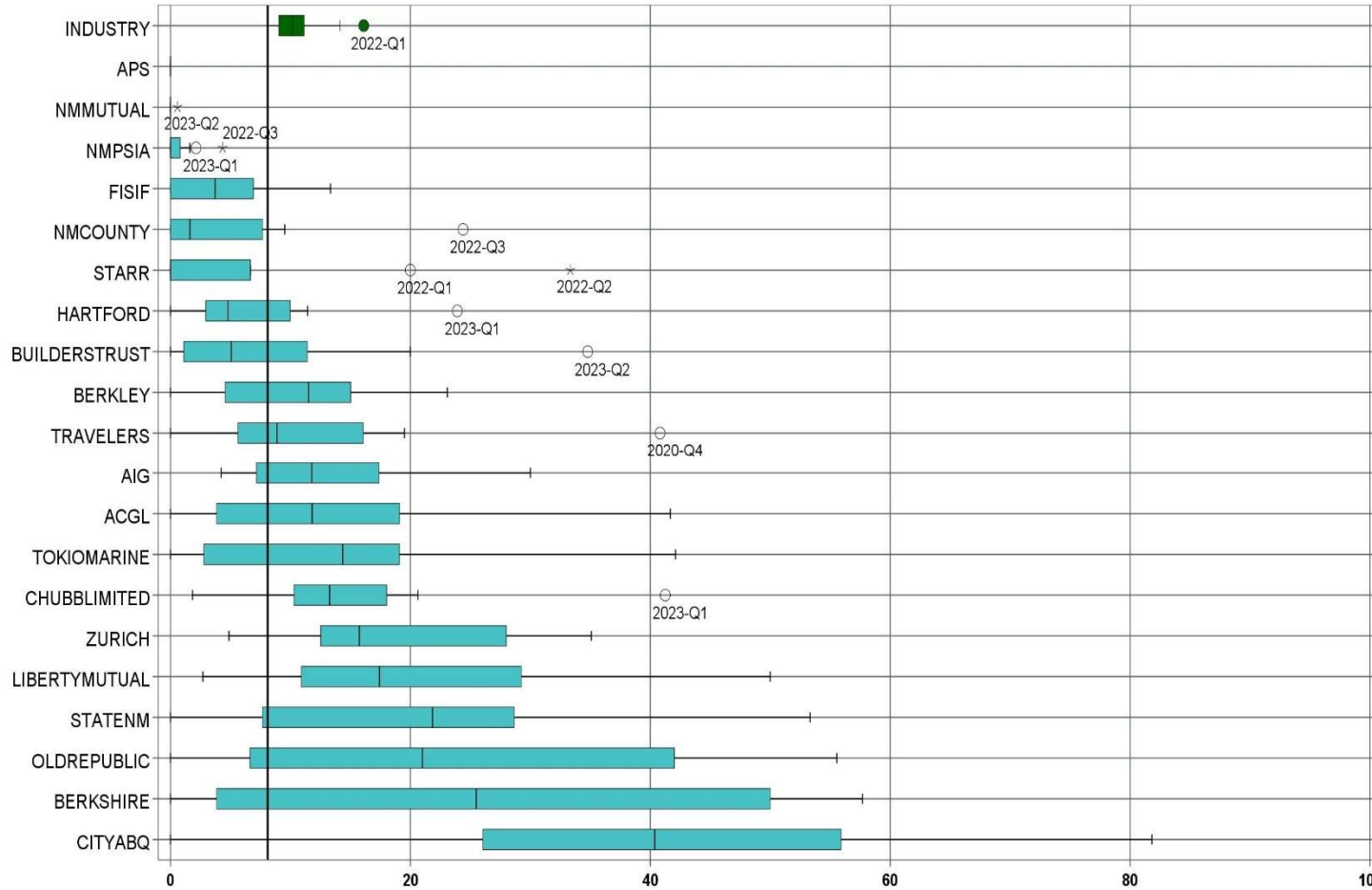
Carrier ID	Carrier Name	Number of ttd-ptd claims	Number Late	Late Ratio	Expected	Z-Score	Z > 2
58455	EVEREST RE GROUP LTD	6	2	33.3%	1		
44385	EVERGREEN PARENT, L.P.	17	13	76.5%	4	2.83	*****
FEX01	FEDERAL EXPRESS CORP POB 727	1	0	0.0%	0		
FED01	FEDERAL EXPRESS GROUND	1	0	0.0%	0		
384	FEDERATED MUTUAL INSURANCE COMPANY	5	1	20.0%	1		
FIS01	FOOD INDUSTRY SELF INS FUND OF NM	14	2	14.3%	3	-0.54	
FMM01	FREEPOR-T-MCMORAN CORP	3	0	0.0%	1		
54044	GROUP ONE THOUSAND ONE, LLC	2	0	0.0%	0		
2404	GUIDEONE MUTUAL INSURANCE COMPANY	1	0	0.0%	0		
58707	HARTFORD FINANCIAL SERVICES GROUP INC	39	7	17.9%	9	-0.34	
ITL01	INTEL CORPORATION	1	0	0.0%	0		
51391	JAMESTOWN HOLDINGS CORP.	1	1	100.0%	0		
51114	LIBERTY MUTUAL HOLDING COMPANY INC.	35	8	22.9%	8	-0.07	
50177	LOEWS CORPORATION	7	6	85.7%	2		
LAN01	LOS ALAMOS LABS	2	0	0.0%	0		
58405	MARKEL CORPORATION	6	2	33.3%	1		
HCW01	N M HEALTHCARE W C GROUP	3	1	33.3%	1		
PSI01	N M PUBLIC SCHOOLS	42	13	31.0%	10	0.37	
RUR01	N M RURAL ELECTRIC COOP ASSOC	2	0	0.0%	0		
2358	NATIONWIDE MUTUAL INSURANCE COMPANY	5	2	40.0%	1		
CIA01	NEW MEXICO ASSN. OF COUNTIES	20	9	45.0%	5	1.13	
HWG01	NEW MEXICO HOSPITAL WORK COMP GROUP	3	0	0.0%	1		
11527	NEW MEXICO MUTUAL CASUALTY COMPANY	124	0	0.0%	30	-1.31	
58439	OLD REPUBLIC INTERNATIONAL CORPORATION	15	4	26.7%	4	0.13	
PWC01	PINNACLE WEST CAPITAL CORP	1	0	0.0%	0		
PRE01	PRESBYTERIAN HEALTHCARE SERVICES	6	1	16.7%	1		
85434	QBE INSURANCE GROUP LIMITED	1	0	0.0%	0		
RYD01	RYDER SYSTEMS INC	1	1	100.0%	0		
SJR01	SAN JUAN REGIONAL MEDICAL CENTER	2	1	50.0%	0		
58466	SELECTIVE INSURANCE GROUP INC	1	1	100.0%	0		
<b>Total</b>		<b>769</b>	<b>186</b>	<b>24.2%</b>			

LATE PAYMENT OF INITIAL BENEFITS ITEMIZED – Q3 (CONT.)

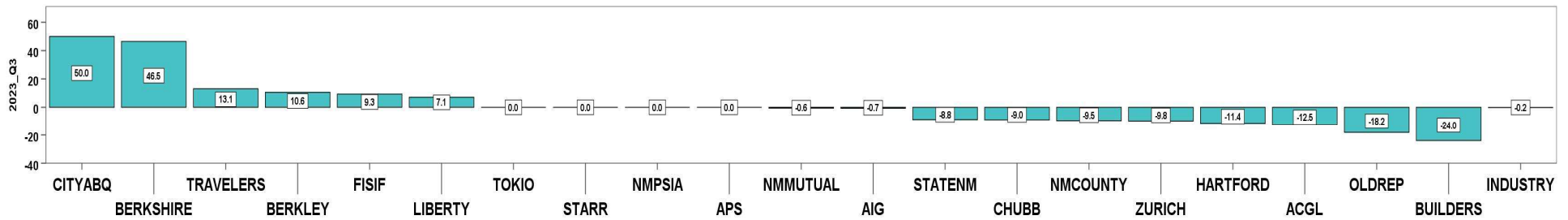
Carrier ID	Carrier Name	Number of ttd-ptd claims	Number Late	Late Ratio	Expected	Z-Score	Z > 2
2466	SENTRY INSURANCE A MUTUAL COMPANY	4	1	25.0%	1		
46834	SERVICE INSURANCE HOLDINGS, INC	1	0	0.0%	0		
55404	STARR INTERNATIONAL COMPANY, INC.	15	7	46.7%	4	1.22	
2479	STATE FARM MUTUAL AUTOMOBILE INS CO	2	0	0.0%	0		
SNM01	STATE OF NEW MEXICO RISK MGMT DIVISION	35	18	51.4%	8	1.48	
33806	SUNZ HOLDINGS LLC	1	0	0.0%	0		
58505	THE HANOVER INSURANCE GROUP, INC.	4	2	50.0%	1		
KRO01	THE KROGER CO.	2	1	50.0%	0		
58633	TOKIO MARINE HOLDINGS, INC.	19	6	31.6%	5	0.40	
58470	TRAVELERS COMPANIES, INC.	37	5	13.5%	9	-0.58	
58496	W. R. BERKLEY CORPORATION	7	2	28.6%	2		
3482	WCF MUTUAL INSURANCE COMPANY	1	0	0.0%	0		
46966	WESTAIM HIIG LP	1	1	100.0%	0		
50457	ZURICH INSURANCE GROUP LTD	35	5	14.3%	8	-0.54	
<b>Total</b>		<b>769</b>	<b>186</b>	<b>24.2%</b>			

3<sup>rd</sup> QUARTER CY 2023  
New Mexico Workers' Compensation Administration

LATE FILING SROI TREND – 12 QTRS: Subsequent Report of Injury



Q3 CY 2023 Claim Summary		
Carrier Name	No.	% Late
ACGL	14	0
AIG	35	11
APS	22	0
BERKLEY	13	23
BERKSHIRE	9	56
BUILDERSTRUST	37	11
CHUBBLIMITED	69	4
CITYABQ	16	50
FISIF	15	13
HARTFORD	40	0
LIBERTYMUTUAL	51	10
NMCOUNTY	20	0
NMMUTUAL	134	0
NMPSIA	42	0
OLDREPUBLIC	15	0
STARR	15	0
STATENM	37	16
TOKIOMARINE	23	0
TRAVELERS	41	20
ZURICH	41	5
<b>Industry Average</b>	<b>884</b>	<b>8.1%</b>



LATE FILING SROI ITEMIZED – Q3: Subsequent Report of Injury (CONT.)

Carrier ID	Carrier Name	Number of ttd-ptd claims	Number Late	Late Ratio	Expected	Z-Score	Z > 2
ABF01	ABF FREIGHT SYSTEM INC	1	0	0.0%	0		
468	ACUITY A MUTUAL INS COMPANY	2	0	0.0%	0		
APS01	ALBUQUERQUE PUBLIC SCHOOLS	22	0	0.0%	2	-0.65	
58702	AMERICAN INTERNATIONAL GROUP, INC	35	4	11.4%	3	0.26	
6087	AMERICAN NATIONAL INSURANCE COMPANY	1	0	0.0%	0		
52536	AMERISURE MUTUAL HOLDINGS INC	3	0	0.0%	0		
58459	ARCH CAPITAL GROUP LTD.	14	0	0.0%	1	-0.65	
ASF01	ARCHDIOCESE OF SANTA FE	1	0	0.0%	0		
58448	ARGO GROUP INTERNATIONAL HOLDINGS, LTD	4	2	50.0%	0		
ABC01	ASSOC BUILDERS & CONTRACTORS	2	0	0.0%	0		
85085	AXA S.A.	17	0	0.0%	1	-0.65	
58334	BERKSHIRE HATHAWAY INC	9	5	55.6%	1		
46512	BIC HOLDINGS LLC	1	0	0.0%	0		
60081	BLUE CROSS BLUE SHIELD OF MI MUTUAL INS	8	0	0.0%	1		
BTR01	BUILDERS TRUST	37	4	10.8%	3	0.21	
CHR01	CHRISTUS ST VINCENT HOSPITAL	1	0	0.0%	0		
58303	CHUBB LIMITED	69	3	4.3%	6	-0.30	
259	CHURCH MUTUAL INSURANCE COMPANY	1	0	0.0%	0		
12205	CIMARRON INSURANCE COMPANY	1	0	0.0%	0		
58704	CINCINNATI FINANCIAL CORPORATION	4	0	0.0%	0		
ABQ01	CITY OF ALBUQUERQUE	16	8	50.0%	1	3.32	*****
CAR01	CITY OF CARLSBAD	5	0	0.0%	0		
FAR01	CITY OF FARMINGTON	7	0	0.0%	1		
CLC01	CITY OF LAS CRUCES	3	0	0.0%	0		
CSF01	CITY OF SANTA FE	1	0	0.0%	0		
44179	COPPERPOINT MUTUAL INSURANCE HOLDING CO	6	4	66.7%	0		
11130	DAKOTA TRUCK UNDERWRITERS	1	1	100.0%	0		
DOL01	DOLLAR GENERAL (DOLGEN CORP)	2	0	0.0%	0		
318	DONEGAL MUTUAL INSURANCE COMPANY	4	0	0.0%	0		
51243	EMPLOYERS HOLDINGS, INC.	2	1	50.0%	0		
55579	ENSTAR GROUP LIMITED	2	0	0.0%	0		
<b>Total</b>		<b>884</b>	<b>72</b>	<b>8.1%</b>			

LATE FILING SROI ITEMIZED – Q3: Subsequent Report of Injury (CONT.)

Carrier ID	Carrier Name	Number of ttd-ptd claims	Number Late	Late Ratio	Expected	Z-Score	Z > 2
58455	EVEREST RE GROUP LTD	6	0	0.0%	0		
44385	EVERGREEN PARENT, L.P.	19	5	26.3%	2	1.44	
58364	FAIRFAX FINANCIAL HOLDINGS LIMITED	2	0	0.0%	0		
FEX01	FEDERAL EXPRESS CORP POB 727	2	0	0.0%	0		
FED01	FEDERAL EXPRESS GROUND	1	0	0.0%	0		
384	FEDERATED MUTUAL INSURANCE COMPANY	6	4	66.7%	0		
FIS01	FOOD INDUSTRY SELF INS FUND OF NM	15	2	13.3%	1	0.41	
FMM01	FREEPORT-MCMORAN CORP	3	0	0.0%	0		
54044	GROUP ONE THOUSAND ONE, LLC	2	0	0.0%	0		
2404	GUIDEONE MUTUAL INSURANCE COMPANY	1	0	0.0%	0		
58707	HARTFORD FINANCIAL SERVICES GROUP INC	40	0	0.0%	3	-0.65	
ITL01	INTEL CORPORATION	1	0	0.0%	0		
51391	JAMESTOWN HOLDINGS CORP.	1	0	0.0%	0		
51114	LIBERTY MUTUAL HOLDING COMPANY INC.	51	5	9.8%	4	0.13	
50177	LOEWS CORPORATION	10	2	20.0%	1	0.94	
LAN01	LOS ALAMOS LABS	2	0	0.0%	0		
58405	MARKEL CORPORATION	6	0	0.0%	0		
HCW01	N M HEALTHCARE W C GROUP	3	0	0.0%	0		
PSI01	N M PUBLIC SCHOOLS	42	0	0.0%	3	-0.65	
RUR01	N M RURAL ELECTRIC COOP ASSOC	2	0	0.0%	0		
2358	NATIONWIDE MUTUAL INSURANCE COMPANY	6	2	33.3%	0		
CIA01	NEW MEXICO ASSN. OF COUNTIES	20	0	0.0%	2	-0.65	
HWG01	NEW MEXICO HOSPITAL WORK COMP GROUP	4	0	0.0%	0		
11527	NEW MEXICO MUTUAL CASUALTY COMPANY	134	0	0.0%	11	-0.65	
58439	OLD REPUBLIC INTERNATIONAL CORPORATION	15	0	0.0%	1	-0.65	
PWC01	PINNACLE WEST CAPITAL CORP	1	1	100.0%	0		
PRE01	PRESBYTERIAN HEALTHCARE SERVICES	9	0	0.0%	1		
58332	PROTECTIVE INSURANCE CORPORATION	3	0	0.0%	0		
85434	QBE INSURANCE GROUP LIMITED	1	0	0.0%	0		
RYD01	RYDER SYSTEMS INC	1	0	0.0%	0		
SJR01	SAN JUAN REGIONAL MEDICAL CENTER	2	0	0.0%	0		
<b>Total</b>		<b>884</b>	<b>72</b>	<b>8.1%</b>			

**3<sup>rd</sup> QUARTER CY 2023**  
 New Mexico Workers' Compensation Administration

**LATE FILING SROI ITEMIZED – Q3: Subsequent Report of Injury (CONT.)**

Carrier ID	Carrier Name	Number of ttd-ptd claims	Number Late	Late Ratio	Expected	Z-Score	Z > 2
58466	SELECTIVE INSURANCE GROUP INC	1	0	0.0%	0		
2466	SENTRY INSURANCE A MUTUAL COMPANY	6	0	0.0%	0		
46834	SERVICE INSURANCE HOLDINGS, INC	1	0	0.0%	0		
55404	STARR INTERNATIONAL COMPANY, INC.	15	0	0.0%	1	-0.65	
2479	STATE FARM MUTUAL AUTOMOBILE INS CO	2	0	0.0%	0		
SNM01	STATE OF NEW MEXICO RISK MGMT DIVISION	37	6	16.2%	3	0.64	
33806	SUNZ HOLDINGS LLC	1	0	0.0%	0		
58505	THE HANOVER INSURANCE GROUP, INC.	4	0	0.0%	0		
KRO01	THE KROGER CO.	3	0	0.0%	0		
58633	TOKIO MARINE HOLDINGS, INC.	23	0	0.0%	2	-0.65	
58470	TRAVELERS COMPANIES, INC.	41	8	19.5%	3	0.90	
58496	W. R. BERKLEY CORPORATION	13	3	23.1%	1	1.19	
3482	WCF MUTUAL INSURANCE COMPANY	1	0	0.0%	0		
46966	WESTAIM HIIG LP	2	0	0.0%	0		
50457	ZURICH INSURANCE GROUP LTD	41	2	4.9%	3	-0.26	

<b>Total</b>		<b>884</b>	<b>72</b>	<b>8.1%</b>			
--------------	--	------------	-----------	-------------	--	--	--

**3<sup>rd</sup> QUARTER CY 2023**  
New Mexico Workers' Compensation Administration

**12 QUARTER LEGAL ACTIVITY REPORT**

Carrier ID	Carrier Name	Total	No Legal Activity	Legal Activity	% Legal Activity
ABF01	ABF FREIGHT SYSTEM INC	20	16	4	20.0%
H2001	ABQ/BERNCO WATER UTILITY AUTHORITY	17	12	5	29.4%
33652	ACCIDENT INSURANCE COMPANY, INC.	1	0	1	100.0%
468	ACUITY A MUTUAL INS COMPANY	35	25	10	28.6%
APS01	ALBUQUERQUE PUBLIC SCHOOLS	196	178	18	9.2%
85449	ALLIANZ SE	1	1	0	0.0%
ALL01	ALLSUP ENTERPRISES INC	1	0	1	100.0%
86794	AMERICAN CONTRACTORS INSURANCE GROUP LTD	1	0	1	100.0%
58317	AMERICAN FINANCIAL GROUP, INC	10	8	2	20.0%
58702	AMERICAN INTERNATIONAL GROUP, INC	924	775	149	16.1%
6087	AMERICAN NATIONAL INSURANCE COMPANY	3	3	0	0.0%
52536	AMERISURE MUTUAL HOLDINGS INC	17	15	2	11.8%
58459	ARCH CAPITAL GROUP LTD.	177	151	26	14.7%
ASF01	ARCHDIOCESE OF SANTA FE	8	7	1	12.5%
58448	ARGO GROUP INTERNATIONAL HOLDINGS, LTD	72	58	14	19.4%
ABC01	ASSOC BUILDERS & CONTRACTORS	23	18	5	21.7%
51156	ASSURANT INC	1	1	0	0.0%
85085	AXA S.A.	139	115	24	17.3%
BAS01	BASHA'S INC	2	2	0	0.0%
58334	BERKSHIRE HATHAWAY INC	175	147	28	16.0%
46512	BIC HOLDINGS LLC	14	14	0	0.0%
60081	BLUE CROSS BLUE SHIELD OF MI MUTUAL INS	85	67	18	21.2%
221	BROTHERHOOD MUTUAL INSURANCE COMPANY	6	3	3	50.0%
BTR01	BUILDERS TRUST	441	367	74	16.8%
2081	CENTRAL MUTUAL INSURANCE COMPANY	3	3	0	0.0%
85512	CHANDLER INSURANCE COMPANY, LTD.	41	25	16	39.0%
CHE01	CHEVRON USA	1	1	0	0.0%
46331	CHINA MINSHENG INVESTMENT GROUP CORP LTD	4	3	1	25.0%
CHR01	CHRISTUS ST VINCENT HOSPITAL	34	31	3	8.8%
58303	CHUBB LIMITED	817	675	142	17.4%
259	CHURCH MUTUAL INSURANCE COMPANY	19	15	4	21.1%
<b>12 Quarter Total</b>		<b>11,950</b>	<b>9,934</b>	<b>2,016</b>	<b>16.9%</b>

**3<sup>rd</sup> QUARTER CY 2023**  
 New Mexico Workers' Compensation Administration

**12 QUARTER LEGAL ACTIVITY REPORT (CONT.)**

Carrier ID	Carrier Name	Total	No Legal Activity	Legal Activity	% Legal Activity
12205	CIMARRON INSURANCE COMPANY	15	12	3	20.0%
58704	CINCINNATI FINANCIAL CORPORATION	27	18	9	33.3%
ABQ01	CITY OF ALBUQUERQUE	180	144	36	20.0%
CAR01	CITY OF CARLSBAD	25	21	4	16.0%
FAR01	CITY OF FARMINGTON	38	33	5	13.2%
CLC01	CITY OF LAS CRUCES	38	32	6	15.8%
CSF01	CITY OF SANTA FE	32	30	2	6.3%
3633	COLUMBIA MUTUAL INSURANCE COMPANY	3	3	0	0.0%
44179	COPPERPOINT MUTUAL INSURANCE HOLDING CO	46	37	9	19.6%
COS01	COSTCO WHOLESALE	25	23	2	8.0%
11130	DAKOTA TRUCK UNDERWRITERS	3	2	1	33.3%
DOL01	DOLLAR GENERAL (DOLGEN CORP)	8	6	2	25.0%
318	DONEGAL MUTUAL INSURANCE COMPANY	45	30	15	33.3%
51243	EMPLOYERS HOLDINGS, INC.	53	43	10	18.9%
2161	EMPLOYERS MUTUAL CASUALTY COMPANY	1	0	1	100.0%
55579	ENSTAR GROUP LIMITED	59	44	15	25.4%
51656	ERNEST RADY TRUST	3	1	2	66.7%
58455	EVEREST RE GROUP LTD	56	47	9	16.1%
44385	EVERGREEN PARENT, L.P.	73	68	5	6.8%
50710	EXXON MOBIL CORPORATION	3	3	0	0.0%
58364	FAIRFAX FINANCIAL HOLDINGS LIMITED	68	52	16	23.5%
52562	FARM BUREAU MUTUAL HOLDING COMPANY	26	22	4	15.4%
FEX01	FEDERAL EXPRESS CORP POB 727	42	37	5	11.9%
FED01	FEDERAL EXPRESS GROUND	27	23	4	14.8%
384	FEDERATED MUTUAL INSURANCE COMPANY	56	46	10	17.9%
FIS01	FOOD INDUSTRY SELF INS FUND OF NM	300	263	37	12.3%
59492	FOSUN INTERNATIONAL HOLDINGS LTD	1	0	1	100.0%
FMM01	FREEPORT-MCMORAN CORP	30	27	3	10.0%
50408	GENERAL ELECTRIC COMPANY	2	2	0	0.0%
46846	GOOSE CREEK CAPITAL INC	1	1	0	0.0%
GRO01	GROENDYKE TRANSPORT	1	1	0	0.0%
<b>12 Quarter Total</b>		<b>11,950</b>	<b>9,934</b>	<b>2,016</b>	<b>16.9%</b>



**3<sup>rd</sup> QUARTER CY 2023**  
 New Mexico Workers' Compensation Administration

**12 QUARTER LEGAL ACTIVITY REPORT (CONT.)**

Carrier ID	Carrier Name	Total	No Legal Activity	Legal Activity	% Legal Activity
54044	GROUP ONE THOUSAND ONE, LLC	9	9	0	0.0%
2404	GUIDEONE MUTUAL INSURANCE COMPANY	1	1	0	0.0%
58707	HARTFORD FINANCIAL SERVICES GROUP INC	424	349	75	17.7%
85259	HDI V.A.G.	1	0	1	100.0%
HEA01	HEALTHSOUTH REHAB CORP	1	1	0	0.0%
51160	INTACT FINANCIAL CORPORATION	1	1	0	0.0%
ITL01	INTEL CORPORATION	16	13	3	18.8%
51391	JAMESTOWN HOLDINGS CORP.	5	4	1	20.0%
KIE01	KIEWIT CONSTRUCTION GROUP INC	2	1	1	50.0%
51114	LIBERTY MUTUAL HOLDING COMPANY INC.	394	338	56	14.2%
50177	LOEWS CORPORATION	124	88	36	29.0%
LAN01	LOS ALAMOS LABS	48	44	4	8.3%
MAC01	MACYS INC	2	2	0	0.0%
11387	MAINE EMPLOYERS MUTUAL INSURANCE COMPANY	3	3	0	0.0%
58405	MARKEL CORPORATION	63	54	9	14.3%
MCA01	MECH CONTRACTORS ASSOC OF NM	9	8	1	11.1%
02327	MIDWEST FAMILY MUTUAL INSURANCE CO	2	2	0	0.0%
HCW01	N M HEALTHCARE W C GROUP	28	26	2	7.1%
PSI01	N M PUBLIC SCHOOLS	516	455	61	11.8%
RUR01	N M RURAL ELECTRIC COOP ASSOC	21	19	2	9.5%
SIF01	N M SELF INSURERS FUND	160	144	16	10.0%
2358	NATIONWIDE MUTUAL INSURANCE COMPANY	25	22	3	12.0%
CIA01	NEW MEXICO ASSN. OF COUNTIES	381	313	68	17.8%
HWG01	NEW MEXICO HOSPITAL WORK COMP GROUP	63	57	6	9.5%
11527	NEW MEXICO MUTUAL CASUALTY COMPANY	1,975	1,598	377	19.1%
AGC01	NM BUILDING BRANCH AGC	12	10	2	16.7%
2381	OHIO FARMERS INSURANCE COMPANY	14	13	1	7.1%
58439	OLD REPUBLIC INTERNATIONAL CORPORATION	226	195	31	13.7%
320	PHARMACISTS MUTUAL INSURANCE COMPANY	1	1	0	0.0%
PWC01	PINNACLE WEST CAPITAL CORP	14	12	2	14.3%
PRE01	PRESBYTERIAN HEALTHCARE SERVICES	154	140	14	9.1%
<b>12 Quarter Total</b>		<b>11,950</b>	<b>9,934</b>	<b>2,016</b>	<b>16.9%</b>

**3<sup>rd</sup> QUARTER CY 2023**  
 New Mexico Workers' Compensation Administration

**12 QUARTER LEGAL ACTIVITY REPORT (CONT.)**

Carrier ID	Carrier Name	Total	No Legal Activity	Legal Activity	% Legal Activity
59716	PROSIGHT GLOBAL HOLDINGS LTD	1	1	0	0.0%
58332	PROTECTIVE INSURANCE CORPORATION	39	28	11	28.2%
85434	QBE INSURANCE GROUP LIMITED	43	34	9	20.9%
QCI01	QWEST COMMUNICATIONS INTERNATIONAL	1	0	1	100.0%
RYD01	RYDER SYSTEMS INC	3	2	1	33.3%
SJR01	SAN JUAN REGIONAL MEDICAL CENTER	46	43	3	6.5%
SAN01	SANDIA CORPORATION	30	27	3	10.0%
58466	SELECTIVE INSURANCE GROUP INC	14	8	6	42.9%
2466	SENTRY INSURANCE A MUTUAL COMPANY	91	80	11	12.1%
46834	SERVICE INSURANCE HOLDINGS, INC	25	21	4	16.0%
01929	SFM MUTUAL INSURANCE COMPANY	1	1	0	0.0%
52641	SOMPO HOLDINGS INC	16	13	3	18.8%
55404	STARR INTERNATIONAL COMPANY, INC.	173	147	26	15.0%
2479	STATE FARM MUTUAL AUTOMOBILE INS CO	24	19	5	20.8%
SNM01	STATE OF NEW MEXICO RISK MGMT DIVISION	564	459	105	18.6%
33806	SUNZ HOLDINGS LLC	2	2	0	0.0%
TAR01	TARGET STORES/DAYTON HUDSON	17	16	1	5.9%
58505	THE HANOVER INSURANCE GROUP, INC.	21	15	6	28.6%
KRO01	THE KROGER CO.	52	44	8	15.4%
58633	TOKIO MARINE HOLDINGS, INC.	194	169	25	12.9%
58470	TRAVELERS COMPANIES, INC.	521	439	82	15.7%
58496	W. R. BERKLEY CORPORATION	163	120	43	26.4%
3482	WCF MUTUAL INSURANCE COMPANY	8	5	3	37.5%
46966	WESTAIM HIIG LP	9	8	1	11.1%
50457	ZURICH INSURANCE GROUP LTD	622	503	119	19.1%
<b>12 Quarter Total</b>		<b>11,950</b>	<b>9,934</b>	<b>2,016</b>	<b>16.9%</b>