



STATE OF NEW MEXICO
Workers' Compensation
Administration

2nd QUARTER CY 2023
INSURER SCORECARD

CONTENTS

SCORECARD PROCESS AND NOTES1

LATE FILING FROI TREND – 12 QTRS: First Report of Injury or Illness2

LATE FILING FROI ITEMIZED: First Report of Injury or Illness – Q2 (CONT.)3

LATE FILING FROI ITEMIZED: First Report of Injury or Illness – Q2 (CONT.)4

LATE FILING FROI ITEMIZED: First Report of Injury or Illness – Q2 (CONT.)5

LATE PAYMENT OF INITIAL BENEFITS TREND – 12 QTRS6

LATE PAYMENT OF INITIAL BENEFITS ITEMIZED – Q2 (CONT.)7

LATE PAYMENT OF INITIAL BENEFITS ITEMIZED – Q2 (CONT.)8

LATE PAYMENT OF INITIAL BENEFITS ITEMIZED – Q2 (CONT.)9

LATE FILING SROI TREND – 12 QTRS: Subsequent Report of Injury.....10

LATE FILING SROI ITEMIZED – Q2: Subsequent Report of Injury (CONT.)11

LATE FILING SROI ITEMIZED – Q2: Subsequent Report of Injury (CONT.)12

LATE FILING SROI ITEMIZED – Q2: Subsequent Report of Injury (CONT.)13

12 QUARTER LEGAL ACTIVITY REPORT.....14

12 QUARTER LEGAL ACTIVITY REPORT (CONT.).....15

12 QUARTER LEGAL ACTIVITY REPORT (CONT.).....16

12 QUARTER LEGAL ACTIVITY REPORT (CONT.).....17

****The New Mexico Workers' Compensation Administration relies on carriers to accurately report their data to the agency. Carrier submissions are subject to computer edits and review by WCA staff. However, the data used in this report remains unaltered by the WCA. As such, data reporting errors can occur and may result in skewed scorecard results.**

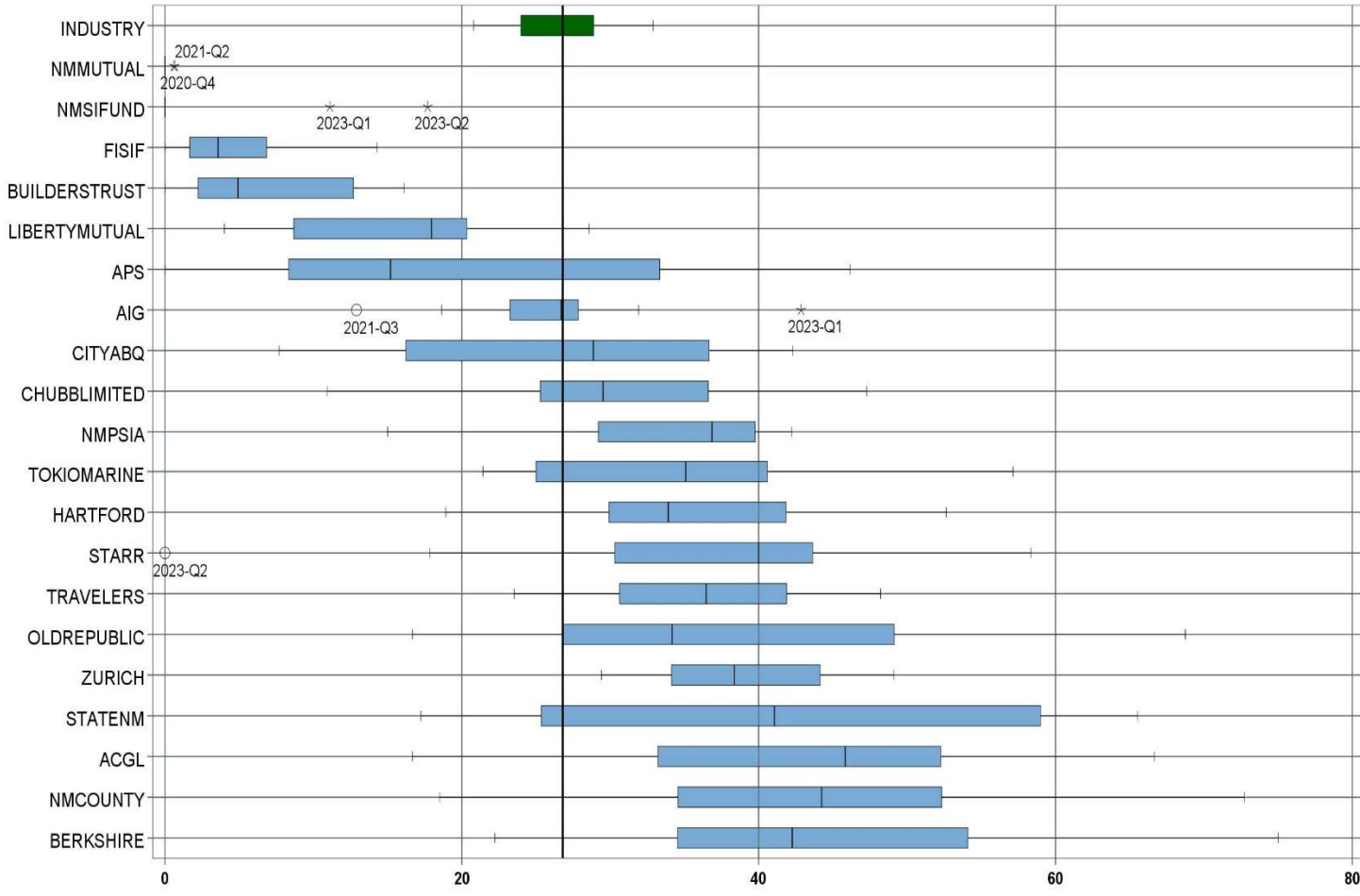
Produced by the Economic Research & Policy Bureau
Richard Adu-Asamoah, Bureau Chief
Ruili Yan, Economist

SCORECARD PROCESS AND NOTES

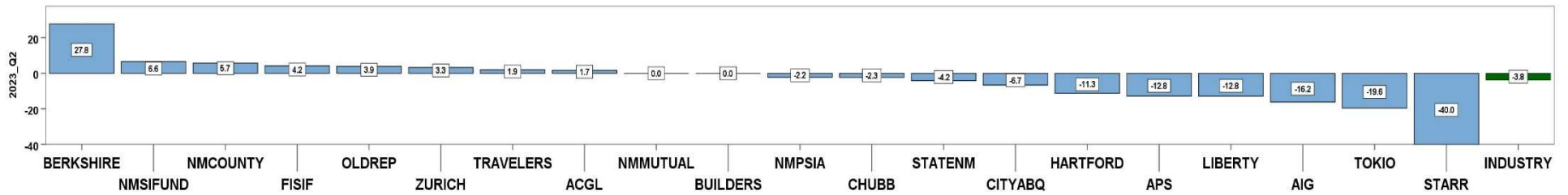
- ❖ Carriers are grouped by the uppermost parent company identified by AM Best Corporation, rather than by the NM WCA-assigned carrier number.
- ❖ The graphical information presented on the first page of each section is based on the 20 carriers and self-insured entities with the highest volume of indemnity SROI reports submitted for the preceding 12 quarters. The selection of carriers by volume of SROIs will automatically “phase-out” carriers that cease to conduct business in New Mexico, and “phase-in” those that increase volume or become active, as needed.
- ❖ Each quarter is presented as a stand-alone quarter that only includes data for that quarter. Additionally, a summary report for the year is prepared alongside Q4 to give carriers an overview of the year.
- ❖ The detailed listing of reporting results is listed alphabetically, rather than by Z-score.

2nd QUARTER CY 2023
New Mexico Workers' Compensation Administration

LATE FILING FROI TREND – 12 QTRS: First Report of Injury or Illness



Q2 CY 2023 Claim Summary		
Carrier Name	No.	% Late
ACGL	12	42
AIG	30	27
APS	9	33
BERKSHIRE	10	50
BUILDERSTRUST	15	0
CHUBBLIMITED	54	35
CITYABQ	6	33
FISIF	24	4
HARTFORD	29	41
LIBERTYMUTUAL	22	5
NMPSIA	20	45
NMMUTUAL	154	0
NMPSIA	35	40
NMSIFUND	113	18
OLDREPUBLIC	28	25
STARR	11	0
STATENM	40	33
TOKIOMARINE	16	38
TRAVELERS	28	43
ZURICH	35	40
Industry Average	866	26.8%



2nd QUARTER CY 2023
 New Mexico Workers' Compensation Administration

LATE FILING FROI ITEMIZED: First Report of Injury or Illness – Q2 (CONT.)

Carrier ID	Carrier Name	Number of ttd-ptd claims	Number Late	Late Ratio	Expected	Z-Score	Z > 2
ABF01	ABF FREIGHT SYSTEM INC	2	0	0.0%	1		
468	ACUITY A MUTUAL INS COMPANY	2	0	0.0%	1		
APS01	ALBUQUERQUE PUBLIC SCHOOLS	9	3	33.3%	2		
85449	ALLIANZ SE	1	1	100.0%	0		
58702	AMERICAN INTERNATIONAL GROUP, INC	30	8	26.7%	8	-0.01	
6087	AMERICAN NATIONAL INSURANCE COMPANY	1	0	0.0%	0		
52536	AMERISURE MUTUAL HOLDINGS INC	3	1	33.3%	1		
58459	ARCH CAPITAL GROUP LTD.	12	5	41.7%	3	0.67	
ASF01	ARCHDIOCESE OF SANTA FE	1	0	0.0%	0		
58448	ARGO GROUP INTERNATIONAL HOLDINGS, LTD	4	3	75.0%	1		
ABC01	ASSOC BUILDERS & CONTRACTORS	1	0	0.0%	0		
85085	AXA S.A.	9	1	11.1%	2		
58334	BERKSHIRE HATHAWAY INC	10	5	50.0%	3	1.04	
46512	BIC HOLDINGS LLC	2	2	100.0%	1		
60081	BLUE CROSS BLUE SHIELD OF MI MUTUAL INS	6	3	50.0%	2		
BTR01	BUILDERS TRUST	15	0	0.0%	4	-1.20	
2081	CENTRAL MUTUAL INSURANCE COMPANY	1	0	0.0%	0		
85512	CHANDLER INSURANCE COMPANY, LTD.	5	3	60.0%	1		
46331	CHINA MINSHENG INVESTMENT GROUP CORP LTD	1	1	100.0%	0		
CHR01	CHRISTUS ST VINCENT HOSPITAL	5	1	20.0%	1		
58303	CHUBB LIMITED	54	19	35.2%	14	0.38	
259	CHURCH MUTUAL INSURANCE COMPANY	5	2	40.0%	1		
12205	CIMARRON INSURANCE COMPANY	1	1	100.0%	0		
ABQ01	CITY OF ALBUQUERQUE	6	2	33.3%	2		
CAR01	CITY OF CARLSBAD	1	0	0.0%	0		
FAR01	CITY OF FARMINGTON	1	0	0.0%	0		
CLC01	CITY OF LAS CRUCES	2	1	50.0%	1		
CSF01	CITY OF SANTA FE	1	0	0.0%	0		
44179	COPPERPOINT MUTUAL INSURANCE HOLDING CO	6	5	83.3%	2		
COS01	COSTCO WHOLESALE	2	0	0.0%	1		
DOL01	DOLLAR GENERAL (DOLGEN CORP)	1	0	0.0%	0		
Total		866	232	26.8%			

2nd QUARTER CY 2023
 New Mexico Workers' Compensation Administration

LATE FILING FROI ITEMIZED: First Report of Injury or Illness – Q2 (CONT.)

Carrier ID	Carrier Name	Number of ttd-ptd claims	Number Late	Late Ratio	Expected	Z-Score	Z > 2
318	DONEGAL MUTUAL INSURANCE COMPANY	1	0	0.0%	0		
51243	EMPLOYERS HOLDINGS, INC.	3	3	100.0%	1		
55579	ENSTAR GROUP LIMITED	3	0	0.0%	1		
51656	ERNEST RADY TRUST	1	1	100.0%	0		
58455	EVEREST RE GROUP LTD	6	4	66.7%	2		
44385	EVERGREEN PARENT, L.P.	17	15	88.2%	5	2.76	*****
50710	EXXON MOBIL CORPORATION	1	1	100.0%	0		
58364	FAIRFAX FINANCIAL HOLDINGS LIMITED	6	5	83.3%	2		
FEX01	FEDERAL EXPRESS CORP POB 727	1	0	0.0%	0		
FED01	FEDERAL EXPRESS GROUND	1	0	0.0%	0		
384	FEDERATED MUTUAL INSURANCE COMPANY	1	1	100.0%	0		
FIS01	FOOD INDUSTRY SELF INS FUND OF NM	24	1	4.2%	6	-1.02	
FMM01	FREEPOR-T-MCMORAN CORP	1	0	0.0%	0		
54044	GROUP ONE THOUSAND ONE, LLC	3	1	33.3%	1		
58707	HARTFORD FINANCIAL SERVICES GROUP INC	29	12	41.4%	8	0.65	
ITL01	INTEL CORPORATION	2	0	0.0%	1		
51114	LIBERTY MUTUAL HOLDING COMPANY INC.	22	1	4.5%	6	-1.00	
50177	LOEWS CORPORATION	9	3	33.3%	2		
LAN01	LOS ALAMOS LABS	3	0	0.0%	1		
11387	MAINE EMPLOYERS MUTUAL INSURANCE COMPANY	1	1	100.0%	0		
58405	MARKEL CORPORATION	4	1	25.0%	1		
MCA01	MECH CONTRACTORS ASSOC OF NM	2	0	0.0%	1		
HCW01	N M HEALTHCARE W C GROUP	2	1	50.0%	1		
PSI01	N M PUBLIC SCHOOLS	35	14	40.0%	9	0.59	
RUR01	N M RURAL ELECTRIC COOP ASSOC	5	2	40.0%	1		
SIF01	N M SELF INSURERS FUND	113	20	17.7%	30	-0.41	
2358	NATIONWIDE MUTUAL INSURANCE COMPANY	1	1	100.0%	0		
CIA01	NEW MEXICO ASSN. OF COUNTIES	20	9	45.0%	5	0.82	
HWG01	NEW MEXICO HOSPITAL WORK COMP GROUP	4	2	50.0%	1		
11527	NEW MEXICO MUTUAL CASUALTY COMPANY	154	0	0.0%	41	-1.20	
2381	OHIO FARMERS INSURANCE COMPANY	1	1	100.0%	0		
Total		866	232	26.8%			

2nd QUARTER CY 2023
 New Mexico Workers' Compensation Administration

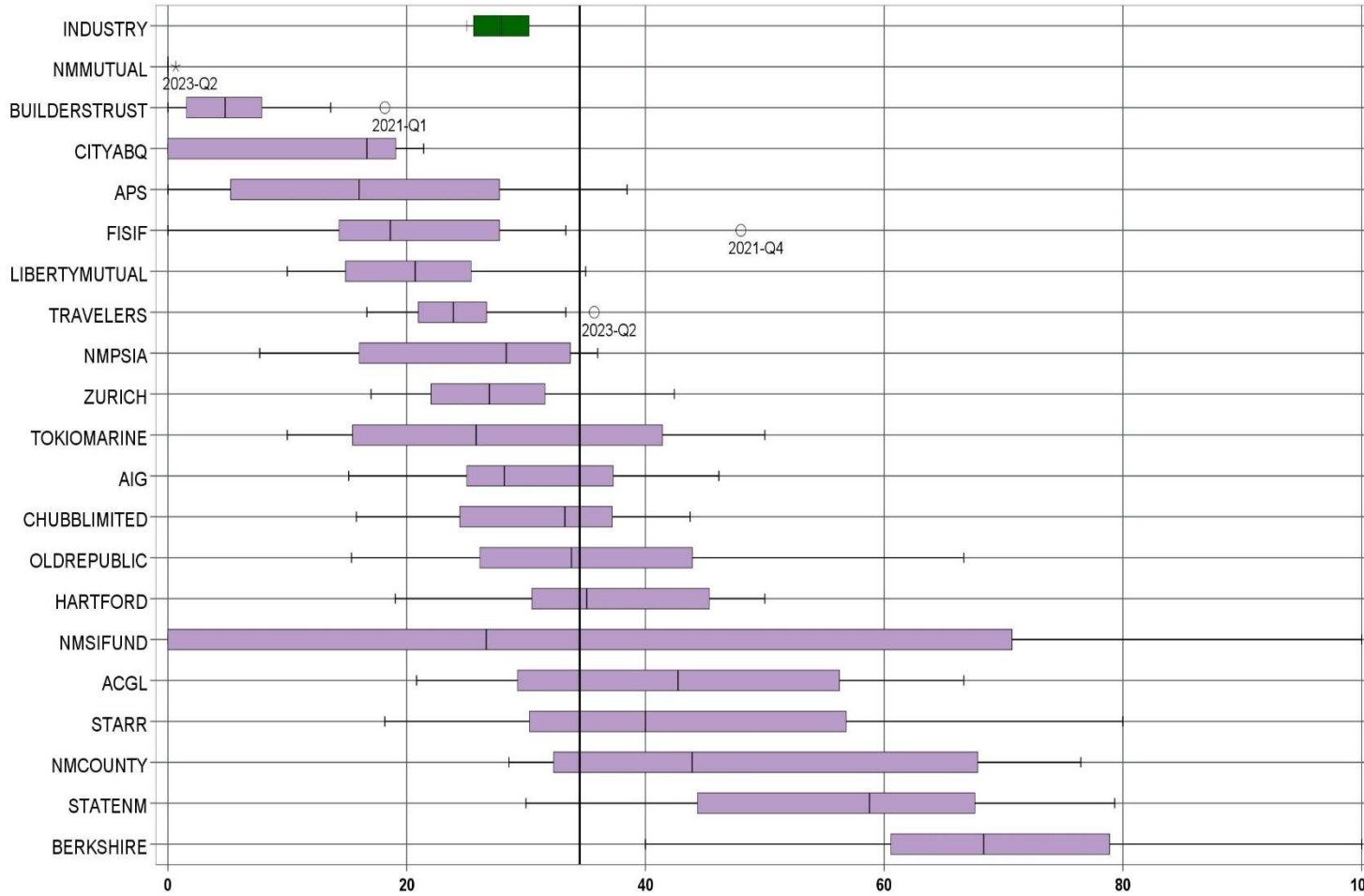
LATE FILING FROI ITEMIZED: First Report of Injury or Illness – Q2 (CONT.)

Carrier ID	Carrier Name	Number of ttd-ptd claims	Number Late	Late Ratio	Expected	Z-Score	Z > 2
58439	OLD REPUBLIC INTERNATIONAL CORPORATION	28	7	25.0%	8	-0.08	
PWC01	PINNACLE WEST CAPITAL CORP	1	0	0.0%	0		
PRE01	PRESBYTERIAN HEALTHCARE SERVICES	1	0	0.0%	0		
58332	PROTECTIVE INSURANCE CORPORATION	2	1	50.0%	1		
85434	QBE INSURANCE GROUP LIMITED	5	3	60.0%	1		
RYD01	RYDER SYSTEMS INC	1	1	100.0%	0		
SJR01	SAN JUAN REGIONAL MEDICAL CENTER	2	2	100.0%	1		
58466	SELECTIVE INSURANCE GROUP INC	1	1	100.0%	0		
2466	SENTRY INSURANCE A MUTUAL COMPANY	2	0	0.0%	1		
55404	STARR INTERNATIONAL COMPANY, INC.	11	0	0.0%	3	-1.20	
2479	STATE FARM MUTUAL AUTOMOBILE INS CO	1	0	0.0%	0		
SNM01	STATE OF NEW MEXICO RISK MGMT DIVISION	40	13	32.5%	11	0.26	
58505	THE HANOVER INSURANCE GROUP, INC.	1	0	0.0%	0		
KRO01	THE KROGER CO.	5	1	20.0%	1		
58633	TOKIO MARINE HOLDINGS, INC.	16	6	37.5%	4	0.48	
58470	TRAVELERS COMPANIES, INC.	28	12	42.9%	8	0.72	
58496	W. R. BERKLEY CORPORATION	8	3	37.5%	2		
3482	WCF MUTUAL INSURANCE COMPANY	1	1	100.0%	0		
46966	WESTAIM HIIG LP	1	0	0.0%	0		
50457	ZURICH INSURANCE GROUP LTD	35	14	40.0%	9	0.59	

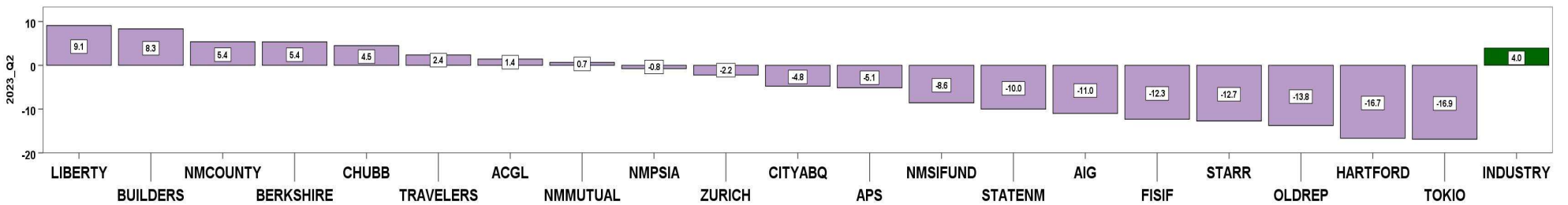
Total		866	232	26.8%			
--------------	--	------------	------------	--------------	--	--	--

2nd QUARTER CY 2023
New Mexico Workers' Compensation Administration

LATE PAYMENT OF INITIAL BENEFITS TREND – 12 QTRS



Q2 CY 2023 Claim Summary		
Carrier Name	No.	% Late
ACGL	10	30
AIG	29	24
APS	9	33
BERKSHIRE	8	63
BUILDERSTRUST	12	8
CHUBBLIMITED	50	42
CITYABQ	6	17
FISIF	23	4
HARTFORD	27	33
LIBERTYMUTUAL	22	23
NMCOUNTY	20	40
NMMUTUAL	151	1
NMPSIA	33	33
NMSIFUND	105	91
OLDREPUBLIC	26	23
STARR	11	27
STATENM	40	30
TOKIOMARINE	14	29
TRAVELERS	28	36
ZURICH	30	20
Industry Average	815	34.5%



LATE PAYMENT OF INITIAL BENEFITS ITEMIZED – Q2 (CONT.)

Carrier ID	Carrier Name	Number of ttd-ptd claims	Number Late	Late Ratio	Expected	Z-Score	Z > 2
ABF01	ABF FREIGHT SYSTEM INC	2	2	100.0%	1		
468	ACUITY A MUTUAL INS COMPANY	2	1	50.0%	1		
APS01	ALBUQUERQUE PUBLIC SCHOOLS	9	3	33.3%	3		
85449	ALLIANZ SE	1	1	100.0%	0		
58702	AMERICAN INTERNATIONAL GROUP, INC	29	7	24.1%	10	-0.45	
6087	AMERICAN NATIONAL INSURANCE COMPANY	1	0	0.0%	0		
52536	AMERISURE MUTUAL HOLDINGS INC	3	0	0.0%	1		
58459	ARCH CAPITAL GROUP LTD.	10	3	30.0%	3	-0.19	
ASF01	ARCHDIOCESE OF SANTA FE	1	0	0.0%	0		
58448	ARGO GROUP INTERNATIONAL HOLDINGS, LTD	4	0	0.0%	1		
ABC01	ASSOC BUILDERS & CONTRACTORS	1	0	0.0%	0		
85085	AXA S.A.	8	1	12.5%	3		
58334	BERKSHIRE HATHAWAY INC	8	5	62.5%	3		
46512	BIC HOLDINGS LLC	2	2	100.0%	1		
60081	BLUE CROSS BLUE SHIELD OF MI MUTUAL INS	5	3	60.0%	2		
BTR01	BUILDERS TRUST	12	1	8.3%	4	-1.14	
2081	CENTRAL MUTUAL INSURANCE COMPANY	1	0	0.0%	0		
85512	CHANDLER INSURANCE COMPANY, LTD.	5	4	80.0%	2		
46331	CHINA MINSHENG INVESTMENT GROUP CORP LTD	1	1	100.0%	0		
CHR01	CHRISTUS ST VINCENT HOSPITAL	5	2	40.0%	2		
58303	CHUBB LIMITED	50	21	42.0%	17	0.33	
259	CHURCH MUTUAL INSURANCE COMPANY	4	3	75.0%	1		
12205	CIMARRON INSURANCE COMPANY	1	1	100.0%	0		
ABQ01	CITY OF ALBUQUERQUE	6	1	16.7%	2		
CAR01	CITY OF CARLSBAD	1	0	0.0%	0		
FAR01	CITY OF FARMINGTON	1	0	0.0%	0		
CLC01	CITY OF LAS CRUCES	2	1	50.0%	1		
CSF01	CITY OF SANTA FE	1	0	0.0%	0		
44179	COPPERPOINT MUTUAL INSURANCE HOLDING CO	6	2	33.3%	2		
COS01	COSTCO WHOLESALE	2	1	50.0%	1		
Total		815	281	34.5%			

LATE PAYMENT OF INITIAL BENEFITS ITEMIZED – Q2 (CONT.)

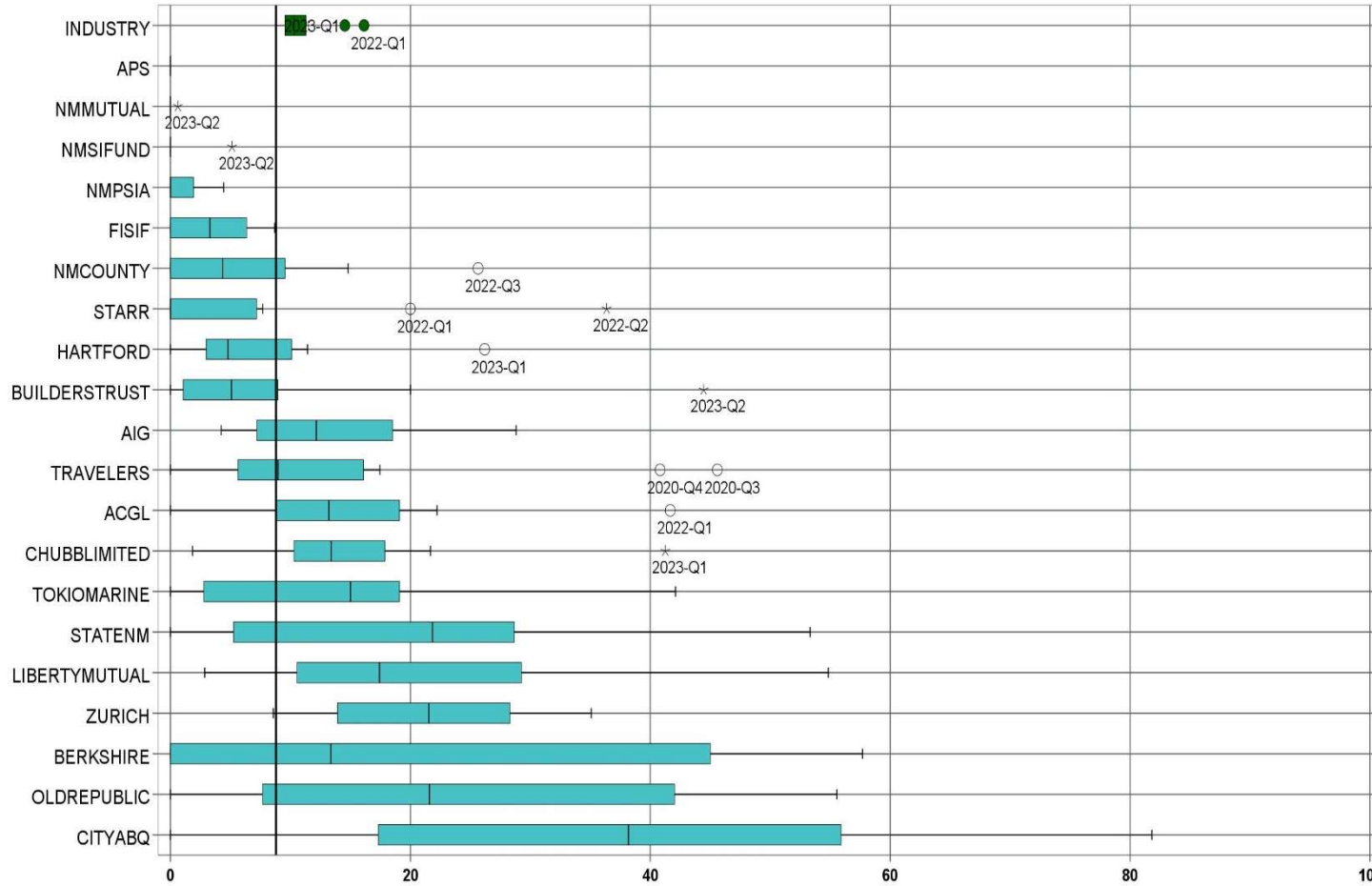
Carrier ID	Carrier Name	Number of ttd-ptd claims	Number Late	Late Ratio	Expected	Z-Score	Z > 2
DOL01	DOLLAR GENERAL (DOLGEN CORP)	1	1	100.0%	0		
318	DONEGAL MUTUAL INSURANCE COMPANY	1	1	100.0%	0		
51243	EMPLOYERS HOLDINGS, INC.	2	1	50.0%	1		
55579	ENSTAR GROUP LIMITED	2	1	50.0%	1		
58455	EVEREST RE GROUP LTD	6	2	33.3%	2		
44385	EVERGREEN PARENT, L.P.	17	14	82.4%	6	2.08	*****
50710	EXXON MOBIL CORPORATION	1	0	0.0%	0		
58364	FAIRFAX FINANCIAL HOLDINGS LIMITED	3	1	33.3%	1		
FEX01	FEDERAL EXPRESS CORP POB 727	1	0	0.0%	0		
FED01	FEDERAL EXPRESS GROUND	1	0	0.0%	0		
384	FEDERATED MUTUAL INSURANCE COMPANY	1	0	0.0%	0		
FIS01	FOOD INDUSTRY SELF INS FUND OF NM	23	1	4.3%	8	-1.31	
FMM01	FREEMPORT-MCMORAN CORP	1	0	0.0%	0		
54044	GROUP ONE THOUSAND ONE, LLC	3	1	33.3%	1		
58707	HARTFORD FINANCIAL SERVICES GROUP INC	27	9	33.3%	9	-0.05	
ITL01	INTEL CORPORATION	2	0	0.0%	1		
51114	LIBERTY MUTUAL HOLDING COMPANY INC.	22	5	22.7%	8	-0.51	
50177	LOEWS CORPORATION	8	4	50.0%	3		
LAN01	LOS ALAMOS LABS	3	0	0.0%	1		
11387	MAINE EMPLOYERS MUTUAL INSURANCE COMPANY	1	0	0.0%	0		
58405	MARKEL CORPORATION	4	1	25.0%	1		
MCA01	MECH CONTRACTORS ASSOC OF NM	2	0	0.0%	1		
HCW01	N M HEALTHCARE W C GROUP	2	1	50.0%	1		
PSI01	N M PUBLIC SCHOOLS	33	11	33.3%	11	-0.05	
RUR01	N M RURAL ELECTRIC COOP ASSOC	5	1	20.0%	2		
SIF01	N M SELF INSURERS FUND	105	96	91.4%	36	2.48	*****
CIA01	NEW MEXICO ASSN. OF COUNTIES	20	8	40.0%	7	0.24	
HWG01	NEW MEXICO HOSPITAL WORK COMP GROUP	4	1	25.0%	1		
11527	NEW MEXICO MUTUAL CASUALTY COMPANY	151	1	0.7%	52	-1.47	
2381	OHIO FARMERS INSURANCE COMPANY	1	1	100.0%	0		
Total		815	281	34.5%			

LATE PAYMENT OF INITIAL BENEFITS ITEMIZED – Q2 (CONT.)

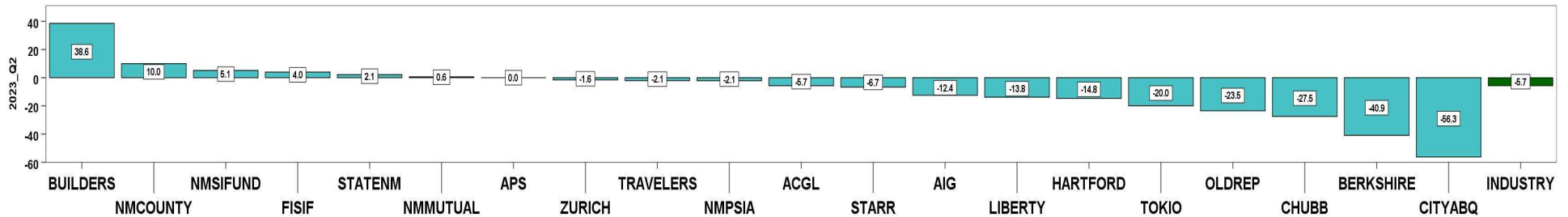
Carrier ID	Carrier Name	Number of ttd-ptd claims	Number Late	Late Ratio	Expected	Z-Score	Z > 2
58439	OLD REPUBLIC INTERNATIONAL CORPORATION	26	6	23.1%	9	-0.50	
PWC01	PINNACLE WEST CAPITAL CORP	1	0	0.0%	0		
PRE01	PRESBYTERIAN HEALTHCARE SERVICES	1	1	100.0%	0		
58332	PROTECTIVE INSURANCE CORPORATION	1	1	100.0%	0		
85434	QBE INSURANCE GROUP LIMITED	5	2	40.0%	2		
RYD01	RYDER SYSTEMS INC	1	0	0.0%	0		
SJR01	SAN JUAN REGIONAL MEDICAL CENTER	2	2	100.0%	1		
58466	SELECTIVE INSURANCE GROUP INC	1	1	100.0%	0		
2466	SENTRY INSURANCE A MUTUAL COMPANY	2	0	0.0%	1		
55404	STARR INTERNATIONAL COMPANY, INC.	11	3	27.3%	4	-0.31	
2479	STATE FARM MUTUAL AUTOMOBILE INS CO	1	0	0.0%	0		
SNM01	STATE OF NEW MEXICO RISK MGMT DIVISION	40	12	30.0%	14	-0.19	
58505	THE HANOVER INSURANCE GROUP, INC.	1	1	100.0%	0		
KRO01	THE KROGER CO.	5	2	40.0%	2		
58633	TOKIO MARINE HOLDINGS, INC.	14	4	28.6%	5	-0.26	
58470	TRAVELERS COMPANIES, INC.	28	10	35.7%	10	0.05	
58496	W. R. BERKLEY CORPORATION	7	2	28.6%	2		
46966	WESTAIM HIIG LP	1	0	0.0%	0		
50457	ZURICH INSURANCE GROUP LTD	30	6	20.0%	10	-0.63	
Total		815	281	34.5%			

2nd QUARTER CY 2023
New Mexico Workers' Compensation Administration

LATE FILING SROI TREND – 12 QTRS: Subsequent Report of Injury



Q2 CY 2023 Claim Summary		
Carrier Name	No.	% Late
APS	9	0
AIG	33	12
ACGL	14	14
BERKSHIRE	11	9
BUILDERSTRUST	18	44
CHUBBLIMITED	58	14
CITYABQ	6	0
FISIF	25	4
HARTFORD	35	11
LIBERTYMUTUAL	35	3
NMPSIA	35	0
NMSIFUND	117	5
NMCOUNTY	20	10
NMMUTUAL	162	1
OLDREPUBLIC	31	19
STARR	12	0
STATENM	44	25
TOKIOMARINE	17	0
TRAVELERS	31	6
ZURICH	39	15
Industry Average	954	8.8%



LATE FILING SROI ITEMIZED – Q2: Subsequent Report of Injury (CONT.)

Carrier ID	Carrier Name	Number of ttd-ptd claims	Number Late	Late Ratio	Expected	Z-Score	Z > 2
ABF01	ABF FREIGHT SYSTEM INC	2	0	0.0%	0		
468	ACUITY A MUTUAL INS COMPANY	2	0	0.0%	0		
APS01	ALBUQUERQUE PUBLIC SCHOOLS	9	0	0.0%	1		
85449	ALLIANZ SE	1	0	0.0%	0		
58317	AMERICAN FINANCIAL GROUP, INC	1	1	100.0%	0		
58702	AMERICAN INTERNATIONAL GROUP, INC	33	4	12.1%	3	0.32	
6087	AMERICAN NATIONAL INSURANCE COMPANY	1	0	0.0%	0		
52536	AMERISURE MUTUAL HOLDINGS INC	3	0	0.0%	0		
58459	ARCH CAPITAL GROUP LTD.	14	2	14.3%	1	0.52	
ASF01	ARCHDIOCESE OF SANTA FE	1	0	0.0%	0		
58448	ARGO GROUP INTERNATIONAL HOLDINGS, LTD	4	1	25.0%	0		
ABC01	ASSOC BUILDERS & CONTRACTORS	1	0	0.0%	0		
85085	AXA S.A.	9	0	0.0%	1		
58334	BERKSHIRE HATHAWAY INC	11	1	9.1%	1	0.03	
46512	BIC HOLDINGS LLC	2	1	50.0%	0		
60081	BLUE CROSS BLUE SHIELD OF MI MUTUAL INS	6	0	0.0%	1		
BTR01	BUILDERS TRUST	18	8	44.4%	2	3.41	*****
2081	CENTRAL MUTUAL INSURANCE COMPANY	1	0	0.0%	0		
85512	CHANDLER INSURANCE COMPANY, LTD.	7	0	0.0%	1		
46331	CHINA MINSHENG INVESTMENT GROUP CORP LTD	1	1	100.0%	0		
CHR01	CHRISTUS ST VINCENT HOSPITAL	5	1	20.0%	0		
58303	CHUBB LIMITED	58	8	13.8%	5	0.48	
259	CHURCH MUTUAL INSURANCE COMPANY	5	1	20.0%	0		
12205	CIMARRON INSURANCE COMPANY	2	0	0.0%	0		
ABQ01	CITY OF ALBUQUERQUE	6	0	0.0%	1		
CAR01	CITY OF CARLSBAD	1	0	0.0%	0		
FAR01	CITY OF FARMINGTON	1	0	0.0%	0		
CLC01	CITY OF LAS CRUCES	2	0	0.0%	0		
CSF01	CITY OF SANTA FE	1	0	0.0%	0		
44179	COPPERPOINT MUTUAL INSURANCE HOLDING CO	6	1	16.7%	1		
COS01	COSTCO WHOLESALE	2	0	0.0%	0		
Total		954	84	8.8%			

LATE FILING SROI ITEMIZED – Q2: Subsequent Report of Injury (CONT.)

Carrier ID	Carrier Name	Number of ttd-ptd claims	Number Late	Late Ratio	Expected	Z-Score	Z > 2
DOL01	DOLLAR GENERAL (DOLGEN CORP)	1	0	0.0%	0		
318	DONEGAL MUTUAL INSURANCE COMPANY	1	0	0.0%	0		
51243	EMPLOYERS HOLDINGS, INC.	3	0	0.0%	0		
55579	ENSTAR GROUP LIMITED	4	0	0.0%	0		
51656	ERNEST RADY TRUST	1	0	0.0%	0		
58455	EVEREST RE GROUP LTD	6	1	16.7%	1		
44385	EVERGREEN PARENT, L.P.	21	3	14.3%	2	0.52	
50710	EXXON MOBIL CORPORATION	1	1	100.0%	0		
58364	FAIRFAX FINANCIAL HOLDINGS LIMITED	6	1	16.7%	1		
FEX01	FEDERAL EXPRESS CORP POB 727	3	0	0.0%	0		
FED01	FEDERAL EXPRESS GROUND	1	0	0.0%	0		
384	FEDERATED MUTUAL INSURANCE COMPANY	1	1	100.0%	0		
FIS01	FOOD INDUSTRY SELF INS FUND OF NM	25	1	4.0%	2	-0.46	
FMM01	FREEMPORT-MCMORAN CORP	1	0	0.0%	0		
54044	GROUP ONE THOUSAND ONE, LLC	3	0	0.0%	0		
58707	HARTFORD FINANCIAL SERVICES GROUP INC	35	4	11.4%	3	0.25	
ITL01	INTEL CORPORATION	2	0	0.0%	0		
51114	LIBERTY MUTUAL HOLDING COMPANY INC.	35	1	2.9%	3	-0.57	
50177	LOEWS CORPORATION	10	1	10.0%	1	0.11	
LAN01	LOS ALAMOS LABS	3	0	0.0%	0		
MAC01	MACYS INC	1	0	0.0%	0		
11387	MAINE EMPLOYERS MUTUAL INSURANCE COMPANY	1	1	100.0%	0		
58405	MARKEL CORPORATION	5	0	0.0%	0		
MCA01	MECH CONTRACTORS ASSOC OF NM	2	0	0.0%	0		
HCW01	N M HEALTHCARE W C GROUP	2	0	0.0%	0		
PSI01	N M PUBLIC SCHOOLS	35	0	0.0%	3	-0.84	
RUR01	N M RURAL ELECTRIC COOP ASSOC	5	0	0.0%	0		
SIF01	N M SELF INSURERS FUND	117	6	5.1%	10	-0.35	
2358	NATIONWIDE MUTUAL INSURANCE COMPANY	1	0	0.0%	0		
CIA01	NEW MEXICO ASSN. OF COUNTIES	20	2	10.0%	2	0.11	
HWG01	NEW MEXICO HOSPITAL WORK COMP GROUP	4	0	0.0%	0		
Total		954	84	8.8%			

2nd QUARTER CY 2023
 New Mexico Workers' Compensation Administration

LATE FILING SROI ITEMIZED – Q2: Subsequent Report of Injury (CONT.)

Carrier ID	Carrier Name	Number of ttd-ptd claims	Number Late	Late Ratio	Expected	Z-Score	Z > 2
11527	NEW MEXICO MUTUAL CASUALTY COMPANY	162	1	0.6%	14	-0.78	
2381	OHIO FARMERS INSURANCE COMPANY	1	0	0.0%	0		
58439	OLD REPUBLIC INTERNATIONAL CORPORATION	31	6	19.4%	3	1.01	
PWC01	PINNACLE WEST CAPITAL CORP	1	0	0.0%	0		
PRE01	PRESBYTERIAN HEALTHCARE SERVICES	8	0	0.0%	1		
58332	PROTECTIVE INSURANCE CORPORATION	2	1	50.0%	0		
85434	QBE INSURANCE GROUP LIMITED	6	0	0.0%	1		
RYD01	RYDER SYSTEMS INC	1	0	0.0%	0		
SJR01	SAN JUAN REGIONAL MEDICAL CENTER	2	0	0.0%	0		
58466	SELECTIVE INSURANCE GROUP INC	1	1	100.0%	0		
2466	SENTRY INSURANCE A MUTUAL COMPANY	4	1	25.0%	0		
46834	SERVICE INSURANCE HOLDINGS, INC	1	0	0.0%	0		
55404	STARR INTERNATIONAL COMPANY, INC.	12	0	0.0%	1	-0.84	
2479	STATE FARM MUTUAL AUTOMOBILE INS CO	1	0	0.0%	0		
SNM01	STATE OF NEW MEXICO RISK MGMT DIVISION	44	11	25.0%	4	1.55	
58505	THE HANOVER INSURANCE GROUP, INC.	3	0	0.0%	0		
KRO01	THE KROGER CO.	5	0	0.0%	0		
58633	TOKIO MARINE HOLDINGS, INC.	17	0	0.0%	1	-0.84	
58470	TRAVELERS COMPANIES, INC.	31	2	6.5%	3	-0.22	
58496	W. R. BERKLEY CORPORATION	8	1	12.5%	1		
3482	WCF MUTUAL INSURANCE COMPANY	1	1	100.0%	0		
46966	WESTAIM HIIG LP	1	0	0.0%	0		
50457	ZURICH INSURANCE GROUP LTD	39	6	15.4%	3	0.63	
Total		954	84	8.8%			

2nd QUARTER CY 2023
New Mexico Workers' Compensation Administration

12 QUARTER LEGAL ACTIVITY REPORT

Carrier ID	Carrier Name	Total	No Legal Activity	Legal Activity	% Legal Activity
ABF01	ABF FREIGHT SYSTEM INC	21	15	6	28.6%
H2001	ABQ/BERNCO WATER UTILITY AUTHORITY	18	14	4	22.2%
33652	ACCIDENT INSURANCE COMPANY, INC.	1	0	1	100.0%
468	ACUITY A MUTUAL INS COMPANY	37	27	10	27.0%
APS01	ALBUQUERQUE PUBLIC SCHOOLS	178	163	15	8.4%
85449	ALLIANZ SE	2	1	1	50.0%
ALL01	ALLSUP ENTERPRISES INC	3	1	2	66.7%
86794	AMERICAN CONTRACTORS INSURANCE GROUP LTD	1	0	1	100.0%
58317	AMERICAN FINANCIAL GROUP, INC	12	10	2	16.7%
58702	AMERICAN INTERNATIONAL GROUP, INC	982	836	146	14.9%
6087	AMERICAN NATIONAL INSURANCE COMPANY	2	2	0	0.0%
52536	AMERISURE MUTUAL HOLDINGS INC	14	14	0	0.0%
58459	ARCH CAPITAL GROUP LTD.	194	168	26	13.4%
ASF01	ARCHDIOCESE OF SANTA FE	8	7	1	12.5%
58448	ARGO GROUP INTERNATIONAL HOLDINGS, LTD	78	67	11	14.1%
ABC01	ASSOC BUILDERS & CONTRACTORS	24	17	7	29.2%
51156	ASSURANT INC	1	1	0	0.0%
85085	AXA S.A.	133	106	27	20.3%
BAS01	BASHA'S INC	2	2	0	0.0%
58334	BERKSHIRE HATHAWAY INC	185	159	26	14.1%
46512	BIC HOLDINGS LLC	20	17	3	15.0%
60081	BLUE CROSS BLUE SHIELD OF MI MUTUAL INS	81	65	16	19.8%
221	BROTHERHOOD MUTUAL INSURANCE COMPANY	8	3	5	62.5%
BTR01	BUILDERS TRUST	431	349	82	19.0%
2081	CENTRAL MUTUAL INSURANCE COMPANY	4	4	0	0.0%
85512	CHANDLER INSURANCE COMPANY, LTD.	43	26	17	39.5%
CHE01	CHEVRON USA	1	1	0	0.0%
46331	CHINA MINSHENG INVESTMENT GROUP CORP LTD	4	3	1	25.0%
CHR01	CHRISTUS ST VINCENT HOSPITAL	34	32	2	5.9%
58303	CHUBB LIMITED	812	676	136	16.7%
259	CHURCH MUTUAL INSURANCE COMPANY	19	15	4	21.1%
12 Quarter Total		12,058	10,035	2,023	16.8%

12 QUARTER LEGAL ACTIVITY REPORT (CONT.)

Carrier ID	Carrier Name	Total	No Legal Activity	Legal Activity	% Legal Activity
12205	CIMARRON INSURANCE COMPANY	15	12	3	20.0%
58704	CINCINNATI FINANCIAL CORPORATION	26	17	9	34.6%
ABQ01	CITY OF ALBUQUERQUE	179	148	31	17.3%
CAR01	CITY OF CARLSBAD	21	17	4	19.0%
FAR01	CITY OF FARMINGTON	30	25	5	16.7%
CLC01	CITY OF LAS CRUCES	40	34	6	15.0%
CSF01	CITY OF SANTA FE	32	31	1	3.1%
3633	COLUMBIA MUTUAL INSURANCE COMPANY	3	3	0	0.0%
44179	COPPERPOINT MUTUAL INSURANCE HOLDING CO	42	31	11	26.2%
COS01	COSTCO WHOLESALE	30	26	4	13.3%
11130	DAKOTA TRUCK UNDERWRITERS	2	1	1	50.0%
DOL01	DOLLAR GENERAL (DOLGEN CORP)	11	8	3	27.3%
318	DONEGAL MUTUAL INSURANCE COMPANY	47	33	14	29.8%
51243	EMPLOYERS HOLDINGS, INC.	52	42	10	19.2%
2161	EMPLOYERS MUTUAL CASUALTY COMPANY	1	0	1	100.0%
55579	ENSTAR GROUP LIMITED	58	45	13	22.4%
51656	ERNEST RADY TRUST	3	1	2	66.7%
58455	EVEREST RE GROUP LTD	48	41	7	14.6%
44385	EVERGREEN PARENT, L.P.	55	52	3	5.5%
50710	EXXON MOBIL CORPORATION	3	3	0	0.0%
58364	FAIRFAX FINANCIAL HOLDINGS LIMITED	69	56	13	18.8%
52562	FARM BUREAU MUTUAL HOLDING COMPANY	31	25	6	19.4%
FEX01	FEDERAL EXPRESS CORP POB 727	45	40	5	11.1%
FED01	FEDERAL EXPRESS GROUND	29	26	3	10.3%
384	FEDERATED MUTUAL INSURANCE COMPANY	56	46	10	17.9%
FIS01	FOOD INDUSTRY SELF INS FUND OF NM	318	277	41	12.9%
59492	FOSUN INTERNATIONAL HOLDINGS LTD	1	0	1	100.0%
FMM01	FREEPORT-MCMORAN CORP	27	24	3	11.1%
50408	GENERAL ELECTRIC COMPANY	2	2	0	0.0%
GRO01	GROENDYKE TRANSPORT	1	1	0	0.0%
54044	GROUP ONE THOUSAND ONE, LLC	7	7	0	0.0%
12 Quarter Total		12,058	10,035	2,023	16.8%

2nd QUARTER CY 2023
 New Mexico Workers' Compensation Administration

12 QUARTER LEGAL ACTIVITY REPORT (CONT.)

Carrier ID	Carrier Name	Total	No Legal Activity	Legal Activity	% Legal Activity
58707	HARTFORD FINANCIAL SERVICES GROUP INC	426	344	82	19.2%
85259	HDI V.A.G.	1	0	1	100.0%
HEA01	HEALTHSOUTH REHAB CORP	2	2	0	0.0%
51160	INTACT FINANCIAL CORPORATION	1	1	0	0.0%
ITL01	INTEL CORPORATION	18	16	2	11.1%
51391	JAMESTOWN HOLDINGS CORP.	4	3	1	25.0%
KIE01	KIEWIT CONSTRUCTION GROUP INC	2	1	1	50.0%
51114	LIBERTY MUTUAL HOLDING COMPANY INC.	376	329	47	12.5%
50177	LOEWS CORPORATION	116	82	34	29.3%
LAN01	LOS ALAMOS LABS	44	40	4	9.1%
MAC01	MACYS INC	2	2	0	0.0%
11387	MAINE EMPLOYERS MUTUAL INSURANCE COMPANY	3	3	0	0.0%
58405	MARKEL CORPORATION	61	52	9	14.8%
MCA01	MECH CONTRACTORS ASSOC OF NM	9	9	0	0.0%
02327	MIDWEST FAMILY MUTUAL INSURANCE CO	2	2	0	0.0%
HCW01	N M HEALTHCARE W C GROUP	27	24	3	11.1%
PSI01	N M PUBLIC SCHOOLS	494	431	63	12.8%
RUR01	N M RURAL ELECTRIC COOP ASSOC	24	22	2	8.3%
SIF01	N M SELF INSURERS FUND	162	148	14	8.6%
2358	NATIONWIDE MUTUAL INSURANCE COMPANY	21	19	2	9.5%
CIA01	NEW MEXICO ASSN. OF COUNTIES	410	327	83	20.2%
HWG01	NEW MEXICO HOSPITAL WORK COMP GROUP	64	56	8	12.5%
11527	NEW MEXICO MUTUAL CASUALTY COMPANY	2,004	1,619	385	19.2%
AGC01	NM BUILDING BRANCH AGC	16	14	2	12.5%
2381	OHIO FARMERS INSURANCE COMPANY	16	14	2	12.5%
58439	OLD REPUBLIC INTERNATIONAL CORPORATION	241	203	38	15.8%
320	PHARMACISTS MUTUAL INSURANCE COMPANY	1	1	0	0.0%
PWC01	PINNACLE WEST CAPITAL CORP	13	12	1	7.7%
PRE01	PRESBYTERIAN HEALTHCARE SERVICES	150	134	16	10.7%
59716	PROSIGHT GLOBAL HOLDINGS LTD	1	1	0	0.0%
58332	PROTECTIVE INSURANCE CORPORATION	41	29	12	29.3%
12 Quarter Total		12,058	10,035	2,023	16.8%

2nd QUARTER CY 2023
 New Mexico Workers' Compensation Administration

12 QUARTER LEGAL ACTIVITY REPORT (CONT.)

Carrier ID	Carrier Name	Total	No Legal Activity	Legal Activity	% Legal Activity
85434	QBE INSURANCE GROUP LIMITED	46	39	7	15.2%
QCI01	QWEST COMMUNICATIONS INTERNATIONAL	1	0	1	100.0%
RYD01	RYDER SYSTEMS INC	2	1	1	50.0%
SJR01	SAN JUAN REGIONAL MEDICAL CENTER	48	45	3	6.3%
SAN01	SANDIA CORPORATION	33	30	3	9.1%
58466	SELECTIVE INSURANCE GROUP INC	14	7	7	50.0%
2466	SENTRY INSURANCE A MUTUAL COMPANY	93	81	12	12.9%
46834	SERVICE INSURANCE HOLDINGS, INC	26	21	5	19.2%
01929	SFM MUTUAL INSURANCE COMPANY	1	1	0	0.0%
52641	SOMPO HOLDINGS INC	18	14	4	22.2%
55404	STARR INTERNATIONAL COMPANY, INC.	161	137	24	14.9%
2479	STATE FARM MUTUAL AUTOMOBILE INS CO	24	18	6	25.0%
SNM01	STATE OF NEW MEXICO RISK MGMT DIVISION	596	491	105	17.6%
33806	SUNZ HOLDINGS LLC	1	1	0	0.0%
TAR01	TARGET STORES/DAYTON HUDSON	15	14	1	6.7%
58505	THE HANOVER INSURANCE GROUP, INC.	19	13	6	31.6%
KRO01	THE KROGER CO.	56	48	8	14.3%
58633	TOKIO MARINE HOLDINGS, INC.	183	157	26	14.2%
58470	TRAVELERS COMPANIES, INC.	544	460	84	15.4%
58496	W. R. BERKLEY CORPORATION	155	117	38	24.5%
3482	WCF MUTUAL INSURANCE COMPANY	7	4	3	42.9%
46966	WESTAIM HIIG LP	6	5	1	16.7%
50457	ZURICH INSURANCE GROUP LTD	641	531	110	17.2%
12 Quarter Total		12,058	10,035	2,023	16.8%