



STATE OF NEW MEXICO  
**Workers' Compensation  
 Administration**

**1st QUARTER CY 2022  
 INSURER SCORECARD**

**CONTENTS**

SCORECARD PROCESS AND NOTES .....1

LATE FILING FROI TREND – 12 QTRS: First Report of Injury or Illness .....2

LATE FILING FROI ITEMIZED: First Report of Injury or Illness – Q1 (CONT.) .....3

LATE FILING FROI ITEMIZED: First Report of Injury or Illness – Q1 (CONT.) .....4

LATE FILING FROI ITEMIZED: First Report of Injury or Illness – Q1 (CONT.) .....5

LATE PAYMENT OF INITIAL BENEFITS TREND – 12 QTRS .....6

LATE PAYMENT OF INITIAL BENEFITS ITEMIZED – Q1 (CONT.) .....7

LATE PAYMENT OF INITIAL BENEFITS ITEMIZED – Q1 (CONT.) .....8

LATE PAYMENT OF INITIAL BENEFITS ITEMIZED – Q1 (CONT.) .....9

LATE FILING SROI TREND – 12 QTRS: Subsequent Report of Injury.....10

LATE FILING SROI ITEMIZED – Q1: Subsequent Report of Injury (CONT.) .....11

LATE FILING SROI ITEMIZED – Q1: Subsequent Report of Injury (CONT.) .....12

LATE FILING SROI ITEMIZED – Q1: Subsequent Report of Injury (CONT.) .....13

12 QUARTER LEGAL ACTIVITY REPORT.....14

12 QUARTER LEGAL ACTIVITY REPORT (CONT.).....15

12 QUARTER LEGAL ACTIVITY REPORT (CONT.).....16

12 QUARTER LEGAL ACTIVITY REPORT (CONT.).....17

**\*\*The New Mexico Workers' Compensation Administration relies on carriers to accurately report their data to the agency. Carrier submissions are subject to computer edits and review by WCA staff. However, the data used in this report remains unaltered by the WCA. As such, data reporting errors can occur and may result in skewed scorecard results.**

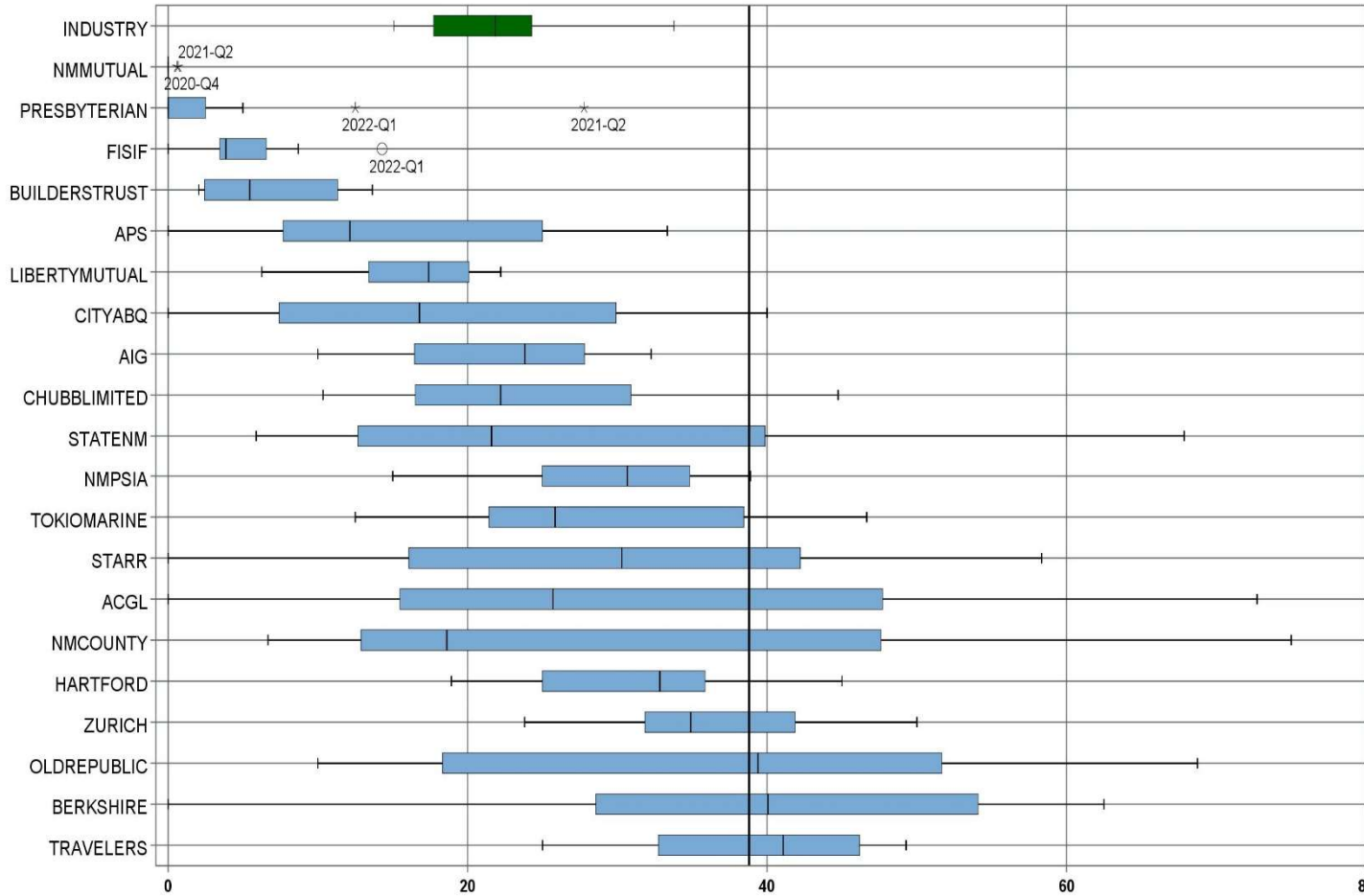
Produced by the Economic Research & Policy Bureau  
 Richard Adu-Asamoah, Bureau Chief  
 Ruili Yan, Economist  
 Matthieu Cartron, Statistician

## **SCORECARD PROCESS AND NOTES**

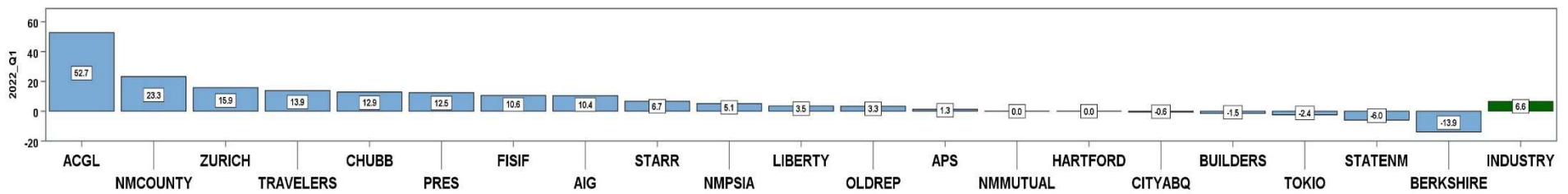
- ❖ Carriers are grouped by the uppermost parent company identified by AM Best Corporation, rather than by the NM WCA-assigned carrier number.
- ❖ The graphical information presented on the first page of each section is based on the 20 carriers and self-insured entities with the highest volume of indemnity SROI reports submitted for the preceding 12 quarters. The selection of carriers by volume of SROIs will automatically “phase-out” carriers that cease to conduct business in New Mexico, and “phase-in” those that increase volume or become active, as needed.
- ❖ Each quarter is presented as a stand-alone quarter that only includes data for that quarter. Additionally, a summary report for the year is prepared alongside Q4 to give carriers an overview of the year.
- ❖ The detailed listing of reporting results is listed alphabetically, rather than by Z-score.

**1<sup>st</sup> QUARTER CY 2022**  
New Mexico Workers' Compensation Administration

**LATE FILING FROI TREND – 12 QTRS: First Report of Injury or Illness**



Q1 CY 2022 Claim Summary		
Carrier Name	No.	% Late
ACGL	11	73
AIG	44	32
APS	10	10
BERKSHIRE	24	42
BUILDERSTRUST	33	12
CHUBBLIMITED	38	45
CITYABQ	16	31
FISIF	21	14
HARTFORD	25	36
LIBERTYMUTUAL	27	22
NM COUNTY	20	75
NMMUTUAL	126	0
NMPSIA	37	38
OLDREPUBLIC	15	53
PRESBYTERIAN	8	13
STARR	15	40
STATENM	63	62
TOKIOMARINE	18	33
TRAVELERS	50	46
ZURICH	50	50
<b>Industry Average</b>	<b>811</b>	<b>33.8%</b>



**1<sup>st</sup> QUARTER CY 2022**  
 New Mexico Workers' Compensation Administration

**LATE FILING FROI ITEMIZED: First Report of Injury or Illness – Q1 (CONT.)**

Carrier ID	Carrier Name	Number of ttd-ptd claims	Number Late	Late Ratio	Expected	Z-Score	Z > 2
ABF01	ABF FREIGHT SYSTEM INC	3	0	0.0%	1		
H2O01	ABQ/BERNCO WATER UTILITY AUTHORITY	1	1	100.0%	0		
468	ACUITY A MUTUAL INS COMPANY	3	0	0.0%	1		
APS01	ALBUQUERQUE PUBLIC SCHOOLS	10	1	10.0%	3	-1.14	
58702	AMERICAN INTERNATIONAL GROUP, INC	44	14	31.8%	15	-0.09	
58459	ARCH CAPITAL GROUP LTD.	11	8	72.7%	4	1.87	
ASF01	ARCHDIOCESE OF SANTA FE	1	0	0.0%	0		
58448	ARGO GROUP INTERNATIONAL HOLDINGS, LTD	1	1	100.0%	0		
ABC01	ASSOC BUILDERS & CONTRACTORS	1	0	0.0%	0		
51156	ASSURANT INC	1	1	100.0%	0		
85085	AXA S.A.	15	7	46.7%	5	0.62	
BAS01	BASHA'S INC	1	1	100.0%	0		
58334	BERKSHIRE HATHAWAY INC	24	10	41.7%	8	0.38	
46512	BIC HOLDINGS LLC	4	2	50.0%	1		
BTR01	BUILDERS TRUST	33	4	12.1%	11	-1.04	
2081	CENTRAL MUTUAL INSURANCE COMPANY	1	0	0.0%	0		
46331	CHINA MINSHENG INVESTMENT GROUP CORP LTD	1	0	0.0%	0		
CHR01	CHRISTUS ST VINCENT HOSPITAL	4	0	0.0%	1		
58303	CHUBB LIMITED	38	17	44.7%	13	0.53	
259	CHURCH MUTUAL INSURANCE COMPANY	1	0	0.0%	0		
58704	CINCINNATI FINANCIAL CORPORATION	1	0	0.0%	0		
ABQ01	CITY OF ALBUQUERQUE	16	5	31.3%	5	-0.12	
CAR01	CITY OF CARLSBAD	1	0	0.0%	0		
FAR01	CITY OF FARMINGTON	5	1	20.0%	2		
CLC01	CITY OF LAS CRUCES	2	0	0.0%	1		
CSF01	CITY OF SANTA FE	1	0	0.0%	0		
44179	COPPERPOINT MUTUAL INSURANCE HOLDING CO	4	4	100.0%	1		
COS01	COSTCO WHOLESALE	5	1	20.0%	2		
DOL01	DOLLAR GENERAL(DOLGEN CORP)	1	1	100.0%	0		
318	DONEGAL MUTUAL INSURANCE COMPANY	1	1	100.0%	0		
51243	EMPLOYERS HOLDINGS, INC.	2	2	100.0%	1		
<b>Total</b>		<b>811</b>	<b>274</b>	<b>33.8%</b>			

**1<sup>st</sup> QUARTER CY 2022**  
 New Mexico Workers' Compensation Administration

**LATE FILING FROI ITEMIZED: First Report of Injury or Illness – Q1 (CONT.)**

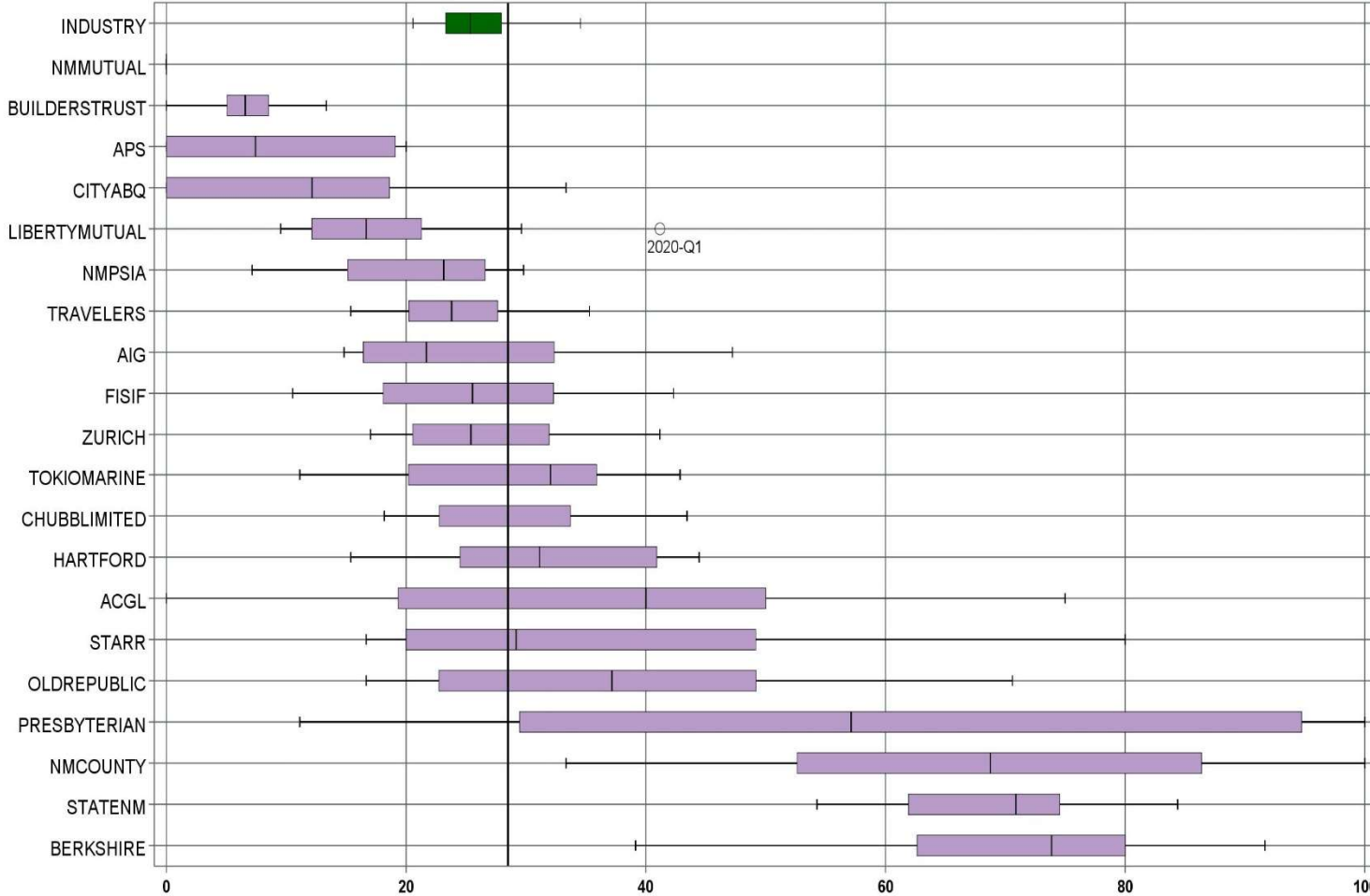
Carrier ID	Carrier Name	Number of ttd-ptd claims	Number Late	Late Ratio	Expected	Z-Score	Z > 2
55579	ENSTAR GROUP LIMITED	5	3	60.0%	2		
58455	EVEREST RE GROUP LTD	4	2	50.0%	1		
44385	EVERGREEN PARENT, L.P.	7	5	71.4%	2		
58364	FAIRFAX FINANCIAL HOLDINGS LIMITED	5	3	60.0%	2		
52562	FARM BUREAU MUTUAL HOLDING COMPANY	1	0	0.0%	0		
FEX01	FEDERAL EXPRESS CORP POB 727	4	0	0.0%	1		
384	FEDERATED MUTUAL INSURANCE COMPANY	3	0	0.0%	1		
FIS01	FOOD INDUSTRY SELF INS FUND OF NM	21	3	14.3%	7	-0.94	
FMM01	FREERPORT-MCMORAN CORP	1	0	0.0%	0		
58707	HARTFORD FINANCIAL SERVICES GROUP INC	25	9	36.0%	8	0.11	
51114	LIBERTY MUTUAL HOLDING COMPANY INC.	27	6	22.2%	9	-0.56	
50177	LOEWS CORPORATION	4	4	100.0%	1		
LAN01	LOS ALAMOS LABS	5	1	20.0%	2		
58405	MARKEL CORPORATION	5	1	20.0%	2		
MCA01	MECH CONTRACTORS ASSOC OF NM	1	0	0.0%	0		
PSI01	N M PUBLIC SCHOOLS	37	14	37.8%	13	0.19	
RUR01	N M RURAL ELECTRIC COOP ASSOC	1	0	0.0%	0		
SIF01	N M SELF INSURERS FUND	1	0	0.0%	0		
CIA01	NEW MEXICO ASSN. OF COUNTIES	20	15	75.0%	7	1.98	
HWG01	NEW MEXICO HOSPITAL WORK COMP GROUP	2	0	0.0%	1		
11527	NEW MEXICO MUTUAL CASUALTY COMPANY	126	0	0.0%	43	-1.62	
AGC01	NM BUILDING BRANCH AGC	2	0	0.0%	1		
2381	OHIO FARMERS INSURANCE COMPANY	1	0	0.0%	0		
58439	OLD REPUBLIC INTERNATIONAL CORPORATION	15	8	53.3%	5	0.94	
320	PHARMACISTS MUTUAL INSURANCE COMPANY	1	0	0.0%	0		
PWC01	PINNACLE WEST CAPITAL CORP	1	1	100.0%	0		
PRE01	PRESBYTERIAN HEALTHCARE SERVICES	8	1	12.5%	3		
58332	PROTECTIVE INSURANCE CORPORATION	4	4	100.0%	1		
85434	QBE INSURANCE GROUP LIMITED	4	2	50.0%	1		
SJR01	SAN JUAN REGIONAL MEDICAL CENTER	3	0	0.0%	1		
SAN01	SANDIA CORPORATION	2	0	0.0%	1		
<b>Total</b>		<b>811</b>	<b>274</b>	<b>33.8%</b>			

**1<sup>st</sup> QUARTER CY 2022**  
 New Mexico Workers' Compensation Administration

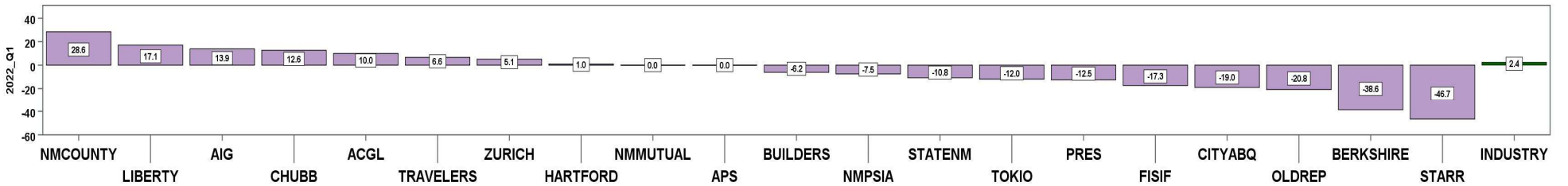
**LATE FILING FROI ITEMIZED: First Report of Injury or Illness – Q1 (CONT.)**

Carrier ID	Carrier Name	Number of ttd-ptd claims	Number Late	Late Ratio	Expected	Z-Score	Z > 2
58466	SELECTIVE INSURANCE GROUP INC	2	1	50.0%	1		
2466	SENTRY INSURANCE A MUTUAL COMPANY	10	0	0.0%	3	-1.62	
46834	SERVICE INSURANCE HOLDINGS, INC	2	2	100.0%	1		
52641	SOMPO HOLDINGS INC	3	1	33.3%	1		
55404	STARR INTERNATIONAL COMPANY, INC.	15	6	40.0%	5	0.30	
2479	STATE FARM MUTUAL AUTOMOBILE INS CO	1	0	0.0%	0		
SNM01	STATE OF NEW MEXICO RISK MGMT DIVISION	63	39	61.9%	21	1.35	
33806	SUNZ HOLDINGS LLC	1	1	100.0%	0		
TAR01	TARGET STORES/DAYTON HUDSON	1	0	0.0%	0		
KRO01	THE KROGER CO.	2	1	50.0%	1		
58633	TOKIO MARINE HOLDINGS, INC.	18	6	33.3%	6	-0.02	
58470	TRAVELERS COMPANIES, INC.	50	23	46.0%	17	0.59	
58496	W. R. BERKLEY CORPORATION	10	5	50.0%	3	0.78	
50457	ZURICH INSURANCE GROUP LTD	50	25	50.0%	17	0.78	
<b>Total</b>		<b>811</b>	<b>274</b>	<b>33.8%</b>			

LATE PAYMENT OF INITIAL BENEFITS TREND – 12 QTRS



Q1 CY 2022 Claim Summary		
Carrier Name	No.	% Late
ACGL	10	50
AIG	36	47
APS	10	0
BERKSHIRE	23	39
BUILDERSTRUST	30	7
CHUBBLIMITED	38	39
CITYABQ	15	0
FISIF	20	25
HARTFORD	24	25
LIBERTYMUTUAL	27	30
NMCOUNTY	20	75
NMMUTUAL	122	0
NMPSIA	37	22
OLDREPUBLIC	12	17
PRESBYTERIAN	8	38
STARR	12	33
STATENM	58	55
TOKIOMARINE	18	11
TRAVELERS	50	22
ZURICH	46	33
<b>Industry Average</b>	<b>759</b>	<b>28.5%</b>



**1<sup>st</sup> QUARTER CY 2022**  
 New Mexico Workers' Compensation Administration

**LATE PAYMENT OF INITIAL BENEFITS ITEMIZED – Q1 (CONT.)**

Carrier ID	Carrier Name	Number of ttd-ptd claims	Number Late	Late Ratio	Expected	Z-Score	Z > 2
ABF01	ABF FREIGHT SYSTEM INC	3	2	66.7%	1		
H2001	ABQ/BERNCO WATER UTILITY AUTHORITY	1	0	0.0%	0		
468	ACUITY A MUTUAL INS COMPANY	3	0	0.0%	1		
APS01	ALBUQUERQUE PUBLIC SCHOOLS	10	0	0.0%	3	-1.21	
58702	AMERICAN INTERNATIONAL GROUP, INC	36	17	47.2%	10	0.80	
58459	ARCH CAPITAL GROUP LTD.	10	5	50.0%	3	0.91	
ASF01	ARCHDIOCESE OF SANTA FE	1	0	0.0%	0		
58448	ARGO GROUP INTERNATIONAL HOLDINGS, LTD	1	1	100.0%	0		
ABC01	ASSOC BUILDERS & CONTRACTORS	1	1	100.0%	0		
51156	ASSURANT INC	1	1	100.0%	0		
85085	AXA S.A.	15	5	33.3%	4	0.21	
BAS01	BASHA'S INC	1	0	0.0%	0		
58334	BERKSHIRE HATHAWAY INC	23	9	39.1%	7	0.45	
46512	BIC HOLDINGS LLC	4	0	0.0%	1		
BTR01	BUILDERS TRUST	30	2	6.7%	9	-0.93	
2081	CENTRAL MUTUAL INSURANCE COMPANY	1	0	0.0%	0		
CHR01	CHRISTUS ST VINCENT HOSPITAL	4	1	25.0%	1		
58303	CHUBB LIMITED	38	15	39.5%	11	0.47	
259	CHURCH MUTUAL INSURANCE COMPANY	1	0	0.0%	0		
58704	CINCINNATI FINANCIAL CORPORATION	1	1	100.0%	0		
ABQ01	CITY OF ALBUQUERQUE	15	0	0.0%	4	-1.21	
CAR01	CITY OF CARLSBAD	1	0	0.0%	0		
FAR01	CITY OF FARMINGTON	5	1	20.0%	1		
CLC01	CITY OF LAS CRUCES	2	0	0.0%	1		
CSF01	CITY OF SANTA FE	1	1	100.0%	0		
44179	COPPERPOINT MUTUAL INSURANCE HOLDING CO	4	1	25.0%	1		
COS01	COSTCO WHOLESALE	5	1	20.0%	1		
318	DONEGAL MUTUAL INSURANCE COMPANY	1	1	100.0%	0		
51243	EMPLOYERS HOLDINGS, INC.	1	1	100.0%	0		
55579	ENSTAR GROUP LIMITED	5	2	40.0%	1		
<b>Total</b>		<b>759</b>	<b>216</b>	<b>28.5%</b>			



LATE PAYMENT OF INITIAL BENEFITS ITEMIZED – Q1 (CONT.)

Carrier ID	Carrier Name	Number of ttd-ptd claims	Number Late	Late Ratio	Expected	Z-Score	Z > 2
58455	EVEREST RE GROUP LTD	3	2	66.7%	1		
44385	EVERGREEN PARENT, L.P.	7	5	71.4%	2		
58364	FAIRFAX FINANCIAL HOLDINGS LIMITED	1	0	0.0%	0		
52562	FARM BUREAU MUTUAL HOLDING COMPANY	1	0	0.0%	0		
FEX01	FEDERAL EXPRESS CORP POB 727	4	0	0.0%	1		
384	FEDERATED MUTUAL INSURANCE COMPANY	3	3	100.0%	1		
FIS01	FOOD INDUSTRY SELF INS FUND OF NM	20	5	25.0%	6	-0.15	
FMM01	FREPORT-MCMORAN CORP	1	0	0.0%	0		
58707	HARTFORD FINANCIAL SERVICES GROUP INC	24	6	25.0%	7	-0.15	
51114	LIBERTY MUTUAL HOLDING COMPANY INC.	27	8	29.6%	8	0.05	
50177	LOEWS CORPORATION	3	3	100.0%	1		
LAN01	LOS ALAMOS LABS	5	0	0.0%	1		
58405	MARKEL CORPORATION	5	1	20.0%	1		
MCA01	MECH CONTRACTORS ASSOC OF NM	1	0	0.0%	0		
PSI01	N M PUBLIC SCHOOLS	37	8	21.6%	11	-0.29	
RUR01	N M RURAL ELECTRIC COOP ASSOC	1	0	0.0%	0		
SIF01	N M SELF INSURERS FUND	1	0	0.0%	0		
CIA01	NEW MEXICO ASSN. OF COUNTIES	20	15	75.0%	6	1.98	
HWG01	NEW MEXICO HOSPITAL WORK COMP GROUP	2	0	0.0%	1		
11527	NEW MEXICO MUTUAL CASUALTY COMPANY	122	0	0.0%	35	-1.21	
AGC01	NM BUILDING BRANCH AGC	2	0	0.0%	1		
58439	OLD REPUBLIC INTERNATIONAL CORPORATION	12	2	16.7%	3	-0.50	
320	PHARMACISTS MUTUAL INSURANCE COMPANY	1	0	0.0%	0		
PRE01	PRESBYTERIAN HEALTHCARE SERVICES	8	3	37.5%	2		
85434	QBE INSURANCE GROUP LIMITED	4	3	75.0%	1		
SJR01	SAN JUAN REGIONAL MEDICAL CENTER	3	0	0.0%	1		
SAN01	SANDIA CORPORATION	2	0	0.0%	1		
58466	SELECTIVE INSURANCE GROUP INC	2	1	50.0%	1		
2466	SENTRY INSURANCE A MUTUAL COMPANY	10	9	90.0%	3	2.61	*****
46834	SERVICE INSURANCE HOLDINGS, INC	2	0	0.0%	1		
<b>Total</b>		<b>759</b>	<b>216</b>	<b>28.5%</b>			

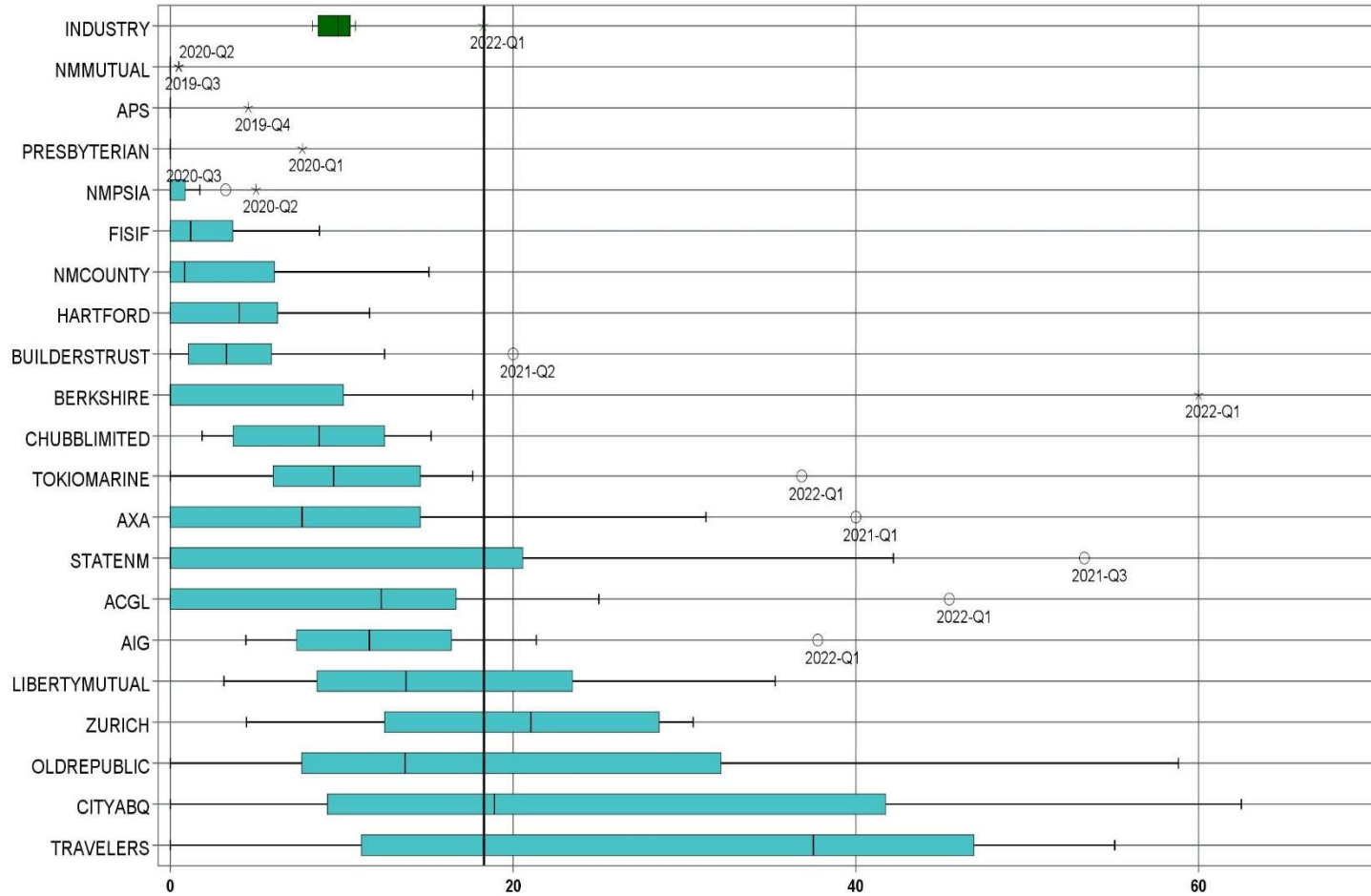
LATE PAYMENT OF INITIAL BENEFITS ITEMIZED – Q1 (CONT.)

Carrier ID	Carrier Name	Number of ttd-ptd claims	Number Late	Late Ratio	Expected	Z-Score	Z > 2
52641	SOMPO HOLDINGS INC	3	1	33.3%	1		
55404	STARR INTERNATIONAL COMPANY, INC.	12	4	33.3%	3	0.21	
2479	STATE FARM MUTUAL AUTOMOBILE INS CO	1	0	0.0%	0		
SNM01	STATE OF NEW MEXICO RISK MGMT DIVISION	58	32	55.2%	17	1.13	
33806	SUNZ HOLDINGS LLC	1	1	100.0%	0		
TAR01	TARGET STORES/DAYTON HUDSON	1	0	0.0%	0		
KRO01	THE KROGER CO.	2	2	100.0%	1		
58633	TOKIO MARINE HOLDINGS, INC.	18	2	11.1%	5	-0.74	
58470	TRAVELERS COMPANIES, INC.	50	11	22.0%	14	-0.27	
58496	W. R. BERKLEY CORPORATION	8	6	75.0%	2		
50457	ZURICH INSURANCE GROUP LTD	46	15	32.6%	13	0.18	

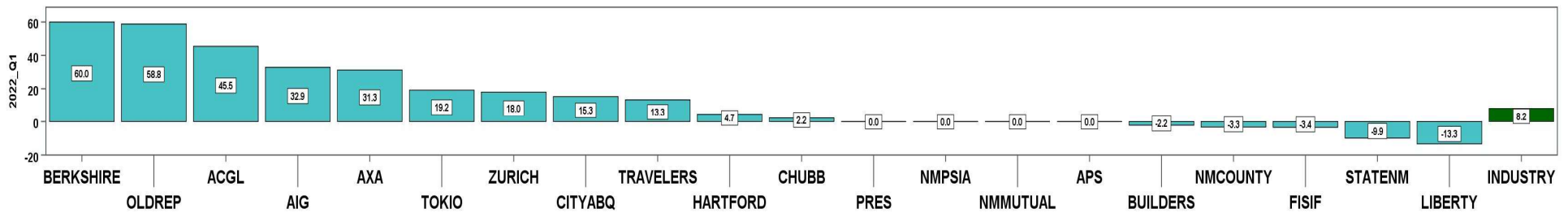
<b>Total</b>		<b>759</b>	<b>216</b>	<b>28.5%</b>			
--------------	--	------------	------------	--------------	--	--	--

**1<sup>st</sup> QUARTER CY 2022**  
New Mexico Workers' Compensation Administration

**LATE FILING SROI TREND – 12 QTRS: Subsequent Report of Injury**



Q1 CY 2022 Claim Summary		
Carrier Name	No.	% Late
ACGL	11	45
AIG	45	38
APS	10	0
AXA	16	31
BERKSHIRE	25	60
BUILDERSTRUST	35	0
CHUBBLIMITED	46	15
CITYABQ	17	59
FISIF	23	0
HARTFORD	27	11
LIBERTYMUTUAL	35	20
NMCOUNTY	20	0
NMMUTUAL	132	0
NMPSIA	37	0
OLDREPUBLIC	17	59
PRESBYTERIAN	15	0
STATENM	65	32
TOKIOMARINE	19	37
TRAVELERS	55	20
ZURICH	59	31
<b>Industry Average</b>	<b>893</b>	<b>18.3%</b>



**1<sup>st</sup> QUARTER CY 2022**  
 New Mexico Workers' Compensation Administration

**LATE FILING SROI ITEMIZED – Q1: Subsequent Report of Injury (CONT.)**

Carrier ID	Carrier Name	Number of ttd-ptd claims	Number Late	Late Ratio	Expected	Z-Score	Z > 2
ABF01	ABF FREIGHT SYSTEM INC	3	0	0.0%	1		
H2001	ABQ/BERNCO WATER UTILITY AUTHORITY	1	0	0.0%	0		
468	ACUITY A MUTUAL INS COMPANY	3	1	33.3%	1		
APS01	ALBUQUERQUE PUBLIC SCHOOLS	10	0	0.0%	2	-0.88	
58702	AMERICAN INTERNATIONAL GROUP, INC	45	17	37.8%	8	0.94	
58459	ARCH CAPITAL GROUP LTD.	11	5	45.5%	2	1.31	
ASF01	ARCHDIOCESE OF SANTA FE	1	0	0.0%	0		
58448	ARGO GROUP INTERNATIONAL HOLDINGS, LTD	1	0	0.0%	0		
ABC01	ASSOC BUILDERS & CONTRACTORS	1	0	0.0%	0		
51156	ASSURANT INC	1	0	0.0%	0		
85085	AXA S.A.	16	5	31.3%	3	0.62	
BAS01	BASHA'S INC	1	1	100.0%	0		
58334	BERKSHIRE HATHAWAY INC	25	15	60.0%	5	2.01	*****
46512	BIC HOLDINGS LLC	4	3	75.0%	1		
BTR01	BUILDERS TRUST	35	0	0.0%	6	-0.88	
2081	CENTRAL MUTUAL INSURANCE COMPANY	1	0	0.0%	0		
85512	CHANDLER INSURANCE COMPANY, LTD.	1	0	0.0%	0		
46331	CHINA MINSHENG INVESTMENT GROUP CORP LTD	1	1	100.0%	0		
CHR01	CHRISTUS ST VINCENT HOSPITAL	4	0	0.0%	1		
58303	CHUBB LIMITED	46	7	15.2%	8	-0.15	
259	CHURCH MUTUAL INSURANCE COMPANY	1	0	0.0%	0		
58704	CINCINNATI FINANCIAL CORPORATION	2	0	0.0%	0		
ABQ01	CITY OF ALBUQUERQUE	17	10	58.8%	3	1.95	
CAR01	CITY OF CARLSBAD	1	0	0.0%	0		
FAR01	CITY OF FARMINGTON	5	0	0.0%	1		
CLC01	CITY OF LAS CRUCES	3	0	0.0%	1		
CSF01	CITY OF SANTA FE	1	0	0.0%	0		
3633	COLUMBIA MUTUAL INSURANCE COMPANY	2	1	50.0%	0		
44179	COPPERPOINT MUTUAL INSURANCE HOLDING CO	4	1	25.0%	1		
COS01	COSTCO WHOLESALE	6	2	33.3%	1		
DOL01	DOLLAR GENERAL(DOLGEN CORP)	1	1	100.0%	0		
<b>Total</b>		<b>893</b>	<b>163</b>	<b>18.3%</b>			

LATE FILING SROI ITEMIZED – Q1: Subsequent Report of Injury (CONT.)

Carrier ID	Carrier Name	Number of ttd-ptd claims	Number Late	Late Ratio	Expected	Z-Score	Z > 2
318	DONEGAL MUTUAL INSURANCE COMPANY	1	0	0.0%	0		
51243	EMPLOYERS HOLDINGS, INC.	3	1	33.3%	1		
55579	ENSTAR GROUP LIMITED	6	0	0.0%	1		
58455	EVEREST RE GROUP LTD	5	1	20.0%	1		
44385	EVERGREEN PARENT, L.P.	7	1	14.3%	1		
58364	FAIRFAX FINANCIAL HOLDINGS LIMITED	5	1	20.0%	1		
52562	FARM BUREAU MUTUAL HOLDING COMPANY	1	0	0.0%	0		
FEX01	FEDERAL EXPRESS CORP POB 727	4	0	0.0%	1		
384	FEDERATED MUTUAL INSURANCE COMPANY	4	0	0.0%	1		
FIS01	FOOD INDUSTRY SELF INS FUND OF NM	23	0	0.0%	4	-0.88	
FMM01	FREEMPORT-MCMORAN CORP	1	0	0.0%	0		
58707	HARTFORD FINANCIAL SERVICES GROUP INC	27	3	11.1%	5	-0.34	
51114	LIBERTY MUTUAL HOLDING COMPANY INC.	35	7	20.0%	6	0.08	
50177	LOEWS CORPORATION	6	1	16.7%	1		
LAN01	LOS ALAMOS LABS	5	0	0.0%	1		
58405	MARKEL CORPORATION	5	0	0.0%	1		
MCA01	MECH CONTRACTORS ASSOC OF NM	1	0	0.0%	0		
PSI01	N M PUBLIC SCHOOLS	37	0	0.0%	7	-0.88	
RUR01	N M RURAL ELECTRIC COOP ASSOC	1	0	0.0%	0		
SIF01	N M SELF INSURERS FUND	1	0	0.0%	0		
CIA01	NEW MEXICO ASSN. OF COUNTIES	20	0	0.0%	4	-0.88	
HWG01	NEW MEXICO HOSPITAL WORK COMP GROUP	2	0	0.0%	0		
11527	NEW MEXICO MUTUAL CASUALTY COMPANY	132	0	0.0%	24	-0.88	
AGC01	NM BUILDING BRANCH AGC	3	0	0.0%	1		
2381	OHIO FARMERS INSURANCE COMPANY	1	1	100.0%	0		
58439	OLD REPUBLIC INTERNATIONAL CORPORATION	17	10	58.8%	3	1.95	
320	PHARMACISTS MUTUAL INSURANCE COMPANY	1	1	100.0%	0		
PWC01	PINNACLE WEST CAPITAL CORP	1	0	0.0%	0		
PRE01	PRESBYTERIAN HEALTHCARE SERVICES	15	0	0.0%	3	-0.88	
58332	PROTECTIVE INSURANCE CORPORATION	5	1	20.0%	1		
85434	QBE INSURANCE GROUP LIMITED	4	0	0.0%	1		
<b>Total</b>		<b>893</b>	<b>163</b>	<b>18.3%</b>			

**1<sup>st</sup> QUARTER CY 2022**  
 New Mexico Workers' Compensation Administration

**LATE FILING SROI ITEMIZED – Q1: Subsequent Report of Injury (CONT.)**

Carrier ID	Carrier Name	Number of ttd-ptd claims	Number Late	Late Ratio	Expected	Z-Score	Z > 2
SJR01	SAN JUAN REGIONAL MEDICAL CENTER	3	0	0.0%	1		
SAN01	SANDIA CORPORATION	2	0	0.0%	0		
58466	SELECTIVE INSURANCE GROUP INC	2	0	0.0%	0		
2466	SENTRY INSURANCE A MUTUAL COMPANY	14	0	0.0%	3	-0.88	
46834	SERVICE INSURANCE HOLDINGS, INC	2	2	100.0%	0		
52641	SOMPO HOLDINGS INC	3	0	0.0%	1		
55404	STARR INTERNATIONAL COMPANY, INC.	16	3	18.8%	3	0.02	
2479	STATE FARM MUTUAL AUTOMOBILE INS CO	1	0	0.0%	0		
SNM01	STATE OF NEW MEXICO RISK MGMT DIVISION	65	21	32.3%	12	0.68	
33806	SUNZ HOLDINGS LLC	1	0	0.0%	0		
TAR01	TARGET STORES/DAYTON HUDSON	1	0	0.0%	0		
KRO01	THE KROGER CO.	3	1	33.3%	1		
58633	TOKIO MARINE HOLDINGS, INC.	19	7	36.8%	3	0.89	
58470	TRAVELERS COMPANIES, INC.	55	11	20.0%	10	0.08	
58496	W. R. BERKLEY CORPORATION	13	2	15.4%	2	-0.14	
3482	WCF MUTUAL INSURANCE COMPANY	1	0	0.0%	0		
50457	ZURICH INSURANCE GROUP LTD	59	18	30.5%	11	0.59	

<b>Total</b>		<b>893</b>	<b>163</b>	<b>18.3%</b>			
--------------	--	------------	------------	--------------	--	--	--

**1<sup>st</sup> QUARTER CY 2022**  
New Mexico Workers' Compensation Administration

**12 QUARTER LEGAL ACTIVITY REPORT**

Carrier ID	Carrier Name	Total	No Legal Activity	Legal Activity	% Legal Activity
ABF01	ABF FREIGHT SYSTEM INC	25	20	5	20.0%
H2001	ABQ/BERNCO WATER UTILITY AUTHORITY	14	11	3	21.4%
33652	ACCIDENT INSURANCE COMPANY, INC. HOLDING CO	1	1	0	0.0%
468	ACUITY A MUTUAL INS COMPANY	37	30	7	18.9%
APS01	ALBUQUERQUE PUBLIC SCHOOLS	156	138	18	11.5%
85449	ALLIANZ SE	2	1	1	50.0%
ALL01	ALLSUP ENTERPRISES INC	25	20	5	20.0%
86794	AMERICAN CONTRACTORS INSURANCE GROUP LTD	1	0	1	100.0%
58317	AMERICAN FINANCIAL GROUP, INC	15	12	3	20.0%
58702	AMERICAN INTERNATIONAL GROUP, INC	1,022	860	162	15.9%
6087	AMERICAN NATIONAL INSURANCE COMPANY	5	5	0	0.0%
58459	ARCH CAPITAL GROUP LTD.	173	152	21	12.1%
ASF01	ARCHDIOCESE OF SANTA FE	9	9	0	0.0%
58448	ARGO GROUP INTERNATIONAL HOLDINGS, LTD	75	62	13	17.3%
ABC01	ASSOC BUILDERS & CONTRACTORS	25	19	6	24.0%
51156	ASSURANT INC	1	1	0	0.0%
85085	AXA S.A.	134	110	24	17.9%
BAS01	BASHA'S INC	1	1	0	0.0%
58334	BERKSHIRE HATHAWAY INC	171	150	21	12.3%
46512	BIC HOLDINGS LLC	25	21	4	16.0%
60081	BLUE CROSS BLUE SHIELD OF MI MUTUAL INS	70	55	15	21.4%
221	BROTHERHOOD MUTUAL INSURANCE COMPANY	11	5	6	54.5%
BTR01	BUILDERS TRUST	513	424	89	17.3%
2081	CENTRAL MUTUAL INSURANCE COMPANY	5	4	1	20.0%
85512	CHANDLER INSURANCE COMPANY, LTD.	41	26	15	36.6%
CHE01	CHEVRON USA	2	0	2	100.0%
46331	CHINA MINSHENG INVESTMENT GROUP CORP LTD	1	0	1	100.0%
CHR01	CHRISTUS ST VINCENT HOSPITAL	35	31	4	11.4%
58303	CHUBB LIMITED	798	646	152	19.0%
259	CHURCH MUTUAL INSURANCE COMPANY	11	9	2	18.2%
12205	CIMARRON INSURANCE COMPANY	9	7	2	22.2%
<b>12 Quarter Total</b>		<b>12,107</b>	<b>9,964</b>	<b>2,143</b>	<b>17.7%</b>

**1<sup>st</sup> QUARTER CY 2022**  
New Mexico Workers' Compensation Administration

**12 QUARTER LEGAL ACTIVITY REPORT (CONT.)**

Carrier ID	Carrier Name	Total	No Legal Activity	Legal Activity	% Legal Activity
58704	CINCINNATI FINANCIAL CORPORATION	22	13	9	40.9%
ABQ01	CITY OF ALBUQUERQUE	178	148	30	16.9%
CAR01	CITY OF CARLSBAD	17	14	3	17.6%
FAR01	CITY OF FARMINGTON	30	27	3	10.0%
CLC01	CITY OF LAS CRUCES	46	41	5	10.9%
CSF01	CITY OF SANTA FE	31	29	2	6.5%
3633	COLUMBIA MUTUAL INSURANCE COMPANY	3	3	0	0.0%
44179	COPPERPOINT MUTUAL INSURANCE HOLDING CO	25	19	6	24.0%
COS01	COSTCO WHOLESALE	33	29	4	12.1%
11130	DAKOTA TRUCK UNDERWRITERS	1	0	1	100.0%
DOL01	DOLLAR GENERAL(DOLGEN CORP)	14	11	3	21.4%
318	DONEGAL MUTUAL INSURANCE COMPANY	66	46	20	30.3%
51243	EMPLOYERS HOLDINGS, INC.	72	54	18	25.0%
2161	EMPLOYERS MUTUAL CASUALTY COMPANY	6	2	4	66.7%
55579	ENSTAR GROUP LIMITED	46	35	11	23.9%
58455	EVEREST RE GROUP LTD	42	38	4	9.5%
44385	EVERGREEN PARENT, L.P.	20	15	5	25.0%
58364	FAIRFAX FINANCIAL HOLDINGS LIMITED	56	43	13	23.2%
52562	FARM BUREAU MUTUAL HOLDING COMPANY	49	36	13	26.5%
FEX01	FEDERAL EXPRESS CORP POB 727	47	40	7	14.9%
FED01	FEDERAL EXPRESS GROUND	20	18	2	10.0%
384	FEDERATED MUTUAL INSURANCE COMPANY	61	50	11	18.0%
385	FEDERATED RURAL ELECTRIC INSURANCE EXCH	1	0	1	100.0%
FIS01	FOOD INDUSTRY SELF INS FUND OF NM	347	293	54	15.6%
59492	FOSUN INTERNATIONAL HOLDINGS LTD	1	0	1	100.0%
FMM01	FREEPORT-MCMORAN CORP	28	26	2	7.1%
50408	GENERAL ELECTRIC COMPANY	2	2	0	0.0%
54044	GROUP ONE THOUSAND ONE, LLC	3	3	0	0.0%
58707	HARTFORD FINANCIAL SERVICES GROUP INC	434	348	86	19.8%
HEA01	HEALTHSOUTH REHAB CORP	1	1	0	0.0%
HON01	HONEYWELL INC, RISK MGMT AB3-D	1	0	1	100.0%
<b>12 Quarter Total</b>		<b>12,107</b>	<b>9,964</b>	<b>2,143</b>	<b>17.7%</b>



**1<sup>st</sup> QUARTER CY 2022**  
 New Mexico Workers' Compensation Administration

**12 QUARTER LEGAL ACTIVITY REPORT (CONT.)**

Carrier ID	Carrier Name	Total	No Legal Activity	Legal Activity	% Legal Activity
51160	INTACT FINANCIAL CORPORATION	7	3	4	57.1%
ITL01	INTEL CORPORATION	21	21	0	0.0%
51391	JAMESTOWN HOLDINGS CORP.	3	3	0	0.0%
KIE01	KIEWIT CONSTRUCTION GROUP INC	1	1	0	0.0%
51114	LIBERTY MUTUAL HOLDING COMPANY INC.	414	338	76	18.4%
50177	LOEWS CORPORATION	111	81	30	27.0%
LAN01	LOS ALAMOS LABS	41	37	4	9.8%
MAC01	MACYS INC	1	0	1	100.0%
11387	MAINE EMPLOYERS MUTUAL INSURANCE COMPANY	1	1	0	0.0%
58405	MARKEL CORPORATION	60	54	6	10.0%
MCA01	MECH CONTRACTORS ASSOC OF NM	8	8	0	0.0%
02327	MIDWEST FAMILY MUTUAL INSURANCE CO	1	1	0	0.0%
52662	MS&AD INSURANCE GROUP HOLDINGS, INC.	1	0	1	100.0%
HCW01	N M HEALTHCARE W C GROUP	26	22	4	15.4%
PSI01	N M PUBLIC SCHOOLS	495	439	56	11.3%
RUR01	N M RURAL ELECTRIC COOP ASSOC	19	17	2	10.5%
SIF01	N M SELF INSURERS FUND	72	64	8	11.1%
2358	NATIONWIDE MUTUAL INSURANCE COMPANY	20	18	2	10.0%
CIA01	NEW MEXICO ASSN. OF COUNTIES	445	361	84	18.9%
HWG01	NEW MEXICO HOSPITAL WORK COMP GROUP	71	62	9	12.7%
11527	NEW MEXICO MUTUAL CASUALTY COMPANY	2,108	1,694	414	19.6%
AGC01	NM BUILDING BRANCH AGC	20	16	4	20.0%
2381	OHIO FARMERS INSURANCE COMPANY	8	6	2	25.0%
58439	OLD REPUBLIC INTERNATIONAL CORPORATION	218	164	54	24.8%
320	PHARMACISTS MUTUAL INSURANCE COMPANY	1	1	0	0.0%
PWC01	PINNACLE WEST CAPITAL CORP	11	10	1	9.1%
PRE01	PRESBYTERIAN HEALTHCARE SERVICES	169	151	18	10.7%
59716	PROSIGHT GLOBAL HOLDINGS LTD	1	1	0	0.0%
58332	PROTECTIVE INSURANCE CORPORATION	34	23	11	32.4%
85434	QBE INSURANCE GROUP LIMITED	34	31	3	8.8%
QCI01	QWEST COMMUNICATIONS INTERNATIONAL	1	0	1	100.0%
<b>12 Quarter Total</b>		<b>12,107</b>	<b>9,964</b>	<b>2,143</b>	<b>17.7%</b>

12 QUARTER LEGAL ACTIVITY REPORT (CONT.)

Carrier ID	Carrier Name	Total	No Legal Activity	Legal Activity	% Legal Activity
RYD01	RYDER SYSTEMS INC	1	0	1	100.0%
SJR01	SAN JUAN REGIONAL MEDICAL CENTER	52	50	2	3.8%
SAN01	SANDIA CORPORATION	35	33	2	5.7%
58466	SELECTIVE INSURANCE GROUP INC	12	6	6	50.0%
2466	SENTRY INSURANCE A MUTUAL COMPANY	92	81	11	12.0%
46834	SERVICE INSURANCE HOLDINGS, INC	16	12	4	25.0%
52641	SOMPO HOLDINGS INC	21	17	4	19.0%
55404	STARR INTERNATIONAL COMPANY, INC.	132	113	19	14.4%
2479	STATE FARM MUTUAL AUTOMOBILE INS CO	21	17	4	19.0%
SNM01	STATE OF NEW MEXICO RISK MGMT DIVISION	599	500	99	16.5%
33806	SUNZ HOLDINGS LLC	1	1	0	0.0%
TAR01	TARGET STORES/DAYTON HUDSON	10	9	1	10.0%
58505	THE HANOVER INSURANCE GROUP, INC.	20	15	5	25.0%
KRO01	THE KROGER CO.	60	47	13	21.7%
58633	TOKIO MARINE HOLDINGS, INC.	207	179	28	13.5%
58470	TRAVELERS COMPANIES, INC.	563	455	108	19.2%
58496	W. R. BERKLEY CORPORATION	123	82	41	33.3%
3482	WCF MUTUAL INSURANCE COMPANY	1	1	0	0.0%
46966	WESTAIM HIIG LP	1	1	0	0.0%
WES01	WESTERN REFINING	2	1	1	50.0%
50457	ZURICH INSURANCE GROUP LTD	599	502	97	16.2%
<b>12 Quarter Total</b>		<b>12,107</b>	<b>9,964</b>	<b>2,143</b>	<b>17.7%</b>