



STATE OF NEW MEXICO
**Workers' Compensation
 Administration**

**4th QUARTER CY 2021
 INSURER SCORECARD**

CONTENTS

SCORECARD PROCESS AND NOTES1

LATE FILING FROI TREND – 12 QTRS: First Report of Injury or Illness2

LATE FILING FROI ITEMIZED: First Report of Injury or Illness – Q4 (CONT.)3

LATE FILING FROI ITEMIZED: First Report of Injury or Illness – Q4 (CONT.)4

LATE FILING FROI ITEMIZED: First Report of Injury or Illness – Q4 (CONT.)5

LATE PAYMENT OF INITIAL BENEFITS TREND – 12 QTRS6

LATE PAYMENT OF INITIAL BENEFITS ITEMIZED – Q4 (CONT.)7

LATE PAYMENT OF INITIAL BENEFITS ITEMIZED – Q4 (CONT.)8

LATE PAYMENT OF INITIAL BENEFITS ITEMIZED – Q4 (CONT.)9

LATE FILING SROI TREND – 12 QTRS: Subsequent Report of Injury.....10

LATE FILING SROI ITEMIZED – Q4: Subsequent Report of Injury (CONT.)11

LATE FILING SROI ITEMIZED – Q4: Subsequent Report of Injury (CONT.)12

LATE FILING SROI ITEMIZED – Q4: Subsequent Report of Injury (CONT.)13

12 QUARTER LEGAL ACTIVITY REPORT.....14

12 QUARTER LEGAL ACTIVITY REPORT (CONT.)15

12 QUARTER LEGAL ACTIVITY REPORT (CONT.)16

12 QUARTER LEGAL ACTIVITY REPORT (CONT.)17

****The New Mexico Workers' Compensation Administration relies on carriers to accurately report their data to the agency. Carrier submissions are subject to computer edits and review by WCA staff. However, the data used in this report remains unaltered by the WCA. As such, data reporting errors can occur and may result in skewed scorecard results.**

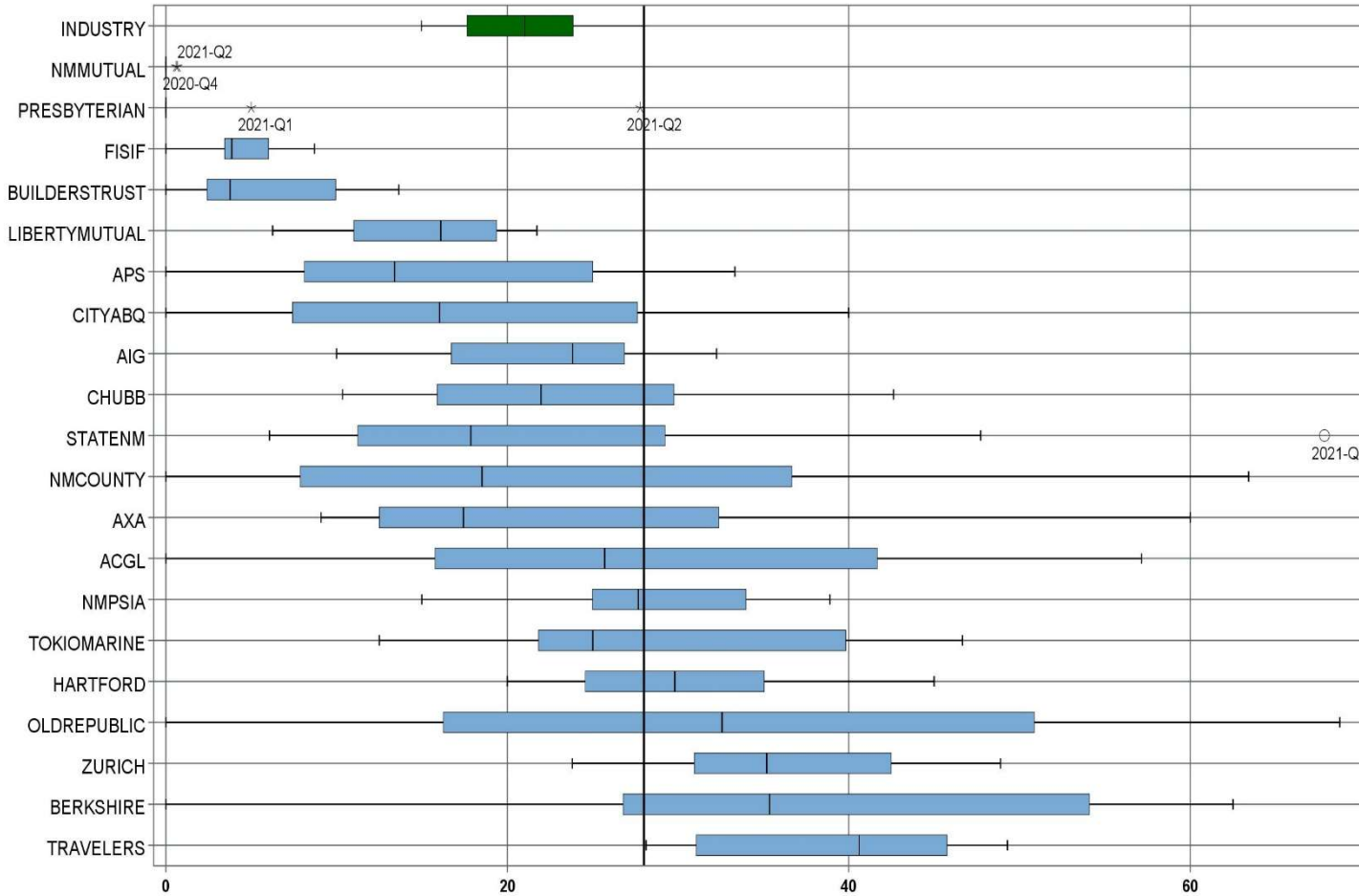
Produced by the Economic Research & Policy Bureau
 Richard Adu-Asamoah, Bureau Chief
 Ruili Yan, Economist

SCORECARD PROCESS AND NOTES

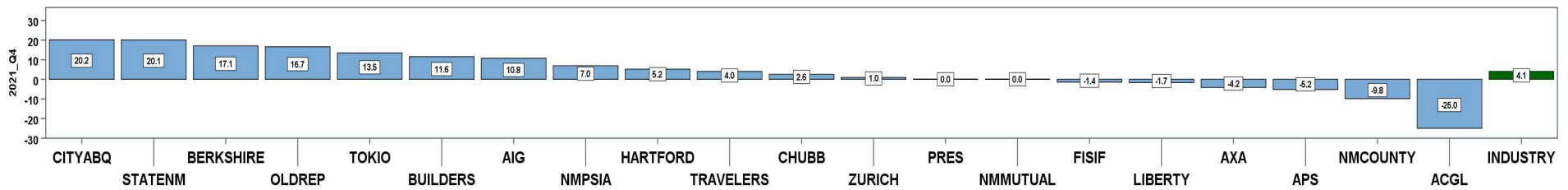
- ❖ Carriers are grouped by the uppermost parent company identified by AM Best Corporation, rather than by the NM WCA-assigned carrier number.
- ❖ The graphic information presented on the first page of each section is based on the 20 entities with the highest volume of indemnity SROI reports submitted for the preceding 12 quarters, rather than the same fixed 20 entities. The process will automatically “phase-out” companies that cease doing business in New Mexico, and “phase-in” companies that increase volume or become active, as needed.
- ❖ Each quarter is presented as a stand-alone quarter which only includes data for that quarter. Additionally, a summary report for the year is prepared alongside Q4 to give reporters the whole picture of the year.
- ❖ The detailed listing of reporting results is listed alphabetically, rather than by Z-score.

4th QUARTER CY 2021
New Mexico Workers' Compensation Administration

LATE FILING FROI TREND – 12 QTRS: First Report of Injury or Illness



Q4 CY 2021 Claim Summary		
Carrier Name	No.	% Late
ACGL	4	25
AIG	53	23
APS	22	9
AXA	8	13
BERKSHIRE	9	56
BUILDERSTRUST	44	14
CHUBB LIMITED	43	33
CITYABQ	19	37
FISIF	27	4
HARTFORD	22	41
LIBERTYMUTUAL	15	20
NMCOUNTY	28	54
NMMUTUAL	129	0
NMPSIA	52	35
OLDREPUBLIC	8	50
PRESBYTERIAN	8	0
STATENM	56	68
TOKIO MARINE	13	38
TRAVELERS	28	32
ZURICH	39	33
Industry Average	793	28.0%



4th QUARTER CY 2021
 New Mexico Workers' Compensation Administration

LATE FILING FROI ITEMIZED: First Report of Injury or Illness – Q4 (CONT.)

Carrier ID	Carrier Name	Number of ttd-ptd claims	Number Late	Late Ratio	Expected	Z-Score	Z > 2
ABF01	ABF FREIGHT SYSTEM INC	2	0	0.0%	1		
H2O01	ABQ/BERNCO WATER UTILITY AUTHORITY	1	0	0.0%	0		
468	ACUITY A MUTUAL INS COMPANY	6	1	16.7%	2		
APS01	ALBUQUERQUE PUBLIC SCHOOLS	22	2	9.1%	6	-1.04	
58702	AMERICAN INTERNATIONAL GROUP, INC	53	12	22.6%	15	-0.29	
58459	ARCH CAPITAL GROUP LTD.	4	1	25.0%	1		
ASF01	ARCHDIOCESE OF SANTA FE	1	0	0.0%	0		
58448	ARGO GROUP INTERNATIONAL HOLDINGS, LTD	8	5	62.5%	2		
ABC01	ASSOC BUILDERS & CONTRACTORS	4	0	0.0%	1		
85085	AXA S.A.	8	1	12.5%	2		
58334	BERKSHIRE HATHAWAY INC	9	5	55.6%	3		
46512	BIC HOLDINGS LLC	2	2	100.0%	1		
60081	BLUE CROSS BLUE SHIELD OF MI MUTUAL INS	9	6	66.7%	3		
BTR01	BUILDERS TRUST	44	6	13.6%	12	-0.79	
2081	CENTRAL MUTUAL INSURANCE COMPANY	1	1	100.0%	0		
85512	CHANDLER INSURANCE COMPANY, LTD.	4	0	0.0%	1		
CHR01	CHRISTUS ST VINCENT HOSPITAL	1	1	100.0%	0		
58303	CHUBB LIMITED	43	14	32.6%	12	0.25	
58704	CINCINNATI FINANCIAL CORPORATION	2	1	50.0%	1		
ABQ01	CITY OF ALBUQUERQUE	19	7	36.8%	5	0.49	
CAR01	CITY OF CARLSBAD	1	0	0.0%	0		
FAR01	CITY OF FARMINGTON	1	0	0.0%	0		
CLC01	CITY OF LAS CRUCES	1	0	0.0%	0		
CSF01	CITY OF SANTA FE	2	0	0.0%	1		
44179	COPPERPOINT MUTUAL INSURANCE HOLDING CO	1	1	100.0%	0		
COS01	COSTCO WHOLESALE	4	0	0.0%	1		
318	DONEGAL MUTUAL INSURANCE COMPANY	3	1	33.3%	1		
51243	EMPLOYERS HOLDINGS, INC.	3	2	66.7%	1		
2161	EMPLOYERS MUTUAL CASUALTY COMPANY	1	1	100.0%	0		
55579	ENSTAR GROUP LIMITED	5	1	20.0%	1		
58455	EVEREST RE GROUP LTD	3	1	33.3%	1		
Total		793	222	28.0%			

4th QUARTER CY 2021
 New Mexico Workers' Compensation Administration

LATE FILING FROI ITEMIZED: First Report of Injury or Illness – Q4 (CONT.)

Carrier ID	Carrier Name	Number of ttd-ptd claims	Number Late	Late Ratio	Expected	Z-Score	Z > 2
58364	FAIRFAX FINANCIAL HOLDINGS LIMITED	7	5	71.4%	2		
52562	FARM BUREAU MUTUAL HOLDING COMPANY	1	0	0.0%	0		
FEX01	FEDERAL EXPRESS CORP POB 727	3	0	0.0%	1		
FED01	FEDERAL EXPRESS GROUND	2	0	0.0%	1		
384	FEDERATED MUTUAL INSURANCE COMPANY	8	1	12.5%	2		
FIS01	FOOD INDUSTRY SELF INS FUND OF NM	27	1	3.7%	8	-1.34	
59492	FOSUN INTERNATIONAL HOLDINGS LTD	1	1	100.0%	0		
54044	GROUP ONE THOUSAND ONE, LLC	1	0	0.0%	0		
58707	HARTFORD FINANCIAL SERVICES GROUP INC	22	9	40.9%	6	0.71	
51391	JAMESTOWN HOLDINGS CORP.	1	0	0.0%	0		
51114	LIBERTY MUTUAL HOLDING COMPANY INC.	15	3	20.0%	4	-0.44	
50177	LOEWS CORPORATION	8	5	62.5%	2		
LAN01	LOS ALAMOS LABS	3	0	0.0%	1		
58405	MARKEL CORPORATION	9	1	11.1%	3		
HCW01	N M HEALTHCARE W C GROUP	2	0	0.0%	1		
PSI01	N M PUBLIC SCHOOLS	52	18	34.6%	15	0.36	
RUR01	N M RURAL ELECTRIC COOP ASSOC	1	0	0.0%	0		
2358	NATIONWIDE MUTUAL INSURANCE COMPANY	1	1	100.0%	0		
CIA01	NEW MEXICO ASSN. OF COUNTIES	28	15	53.6%	8	1.41	
HWG01	NEW MEXICO HOSPITAL WORK COMP GROUP	3	1	33.3%	1		
11527	NEW MEXICO MUTUAL CASUALTY COMPANY	129	0	0.0%	36	-1.54	
AGC01	NM BUILDING BRANCH AGC	2	0	0.0%	1		
2381	OHIO FARMERS INSURANCE COMPANY	2	1	50.0%	1		
58439	OLD REPUBLIC INTERNATIONAL CORPORATION	8	4	50.0%	2		
PWC01	PINNACLE WEST CAPITAL CORP	1	1	100.0%	0		
PRE01	PRESBYTERIAN HEALTHCARE SERVICES	8	0	0.0%	2		
59716	PROSIGHT GLOBAL HOLDINGS LTD	1	0	0.0%	0		
58332	PROTECTIVE INSURANCE CORPORATION	5	4	80.0%	1		
85434	QBE INSURANCE GROUP LIMITED	5	3	60.0%	1		
SJR01	SAN JUAN REGIONAL MEDICAL CENTER	3	0	0.0%	1		
SAN01	SANDIA CORPORATION	1	1	100.0%	0		
Total		793	222	28.0%			

4th QUARTER CY 2021
 New Mexico Workers' Compensation Administration

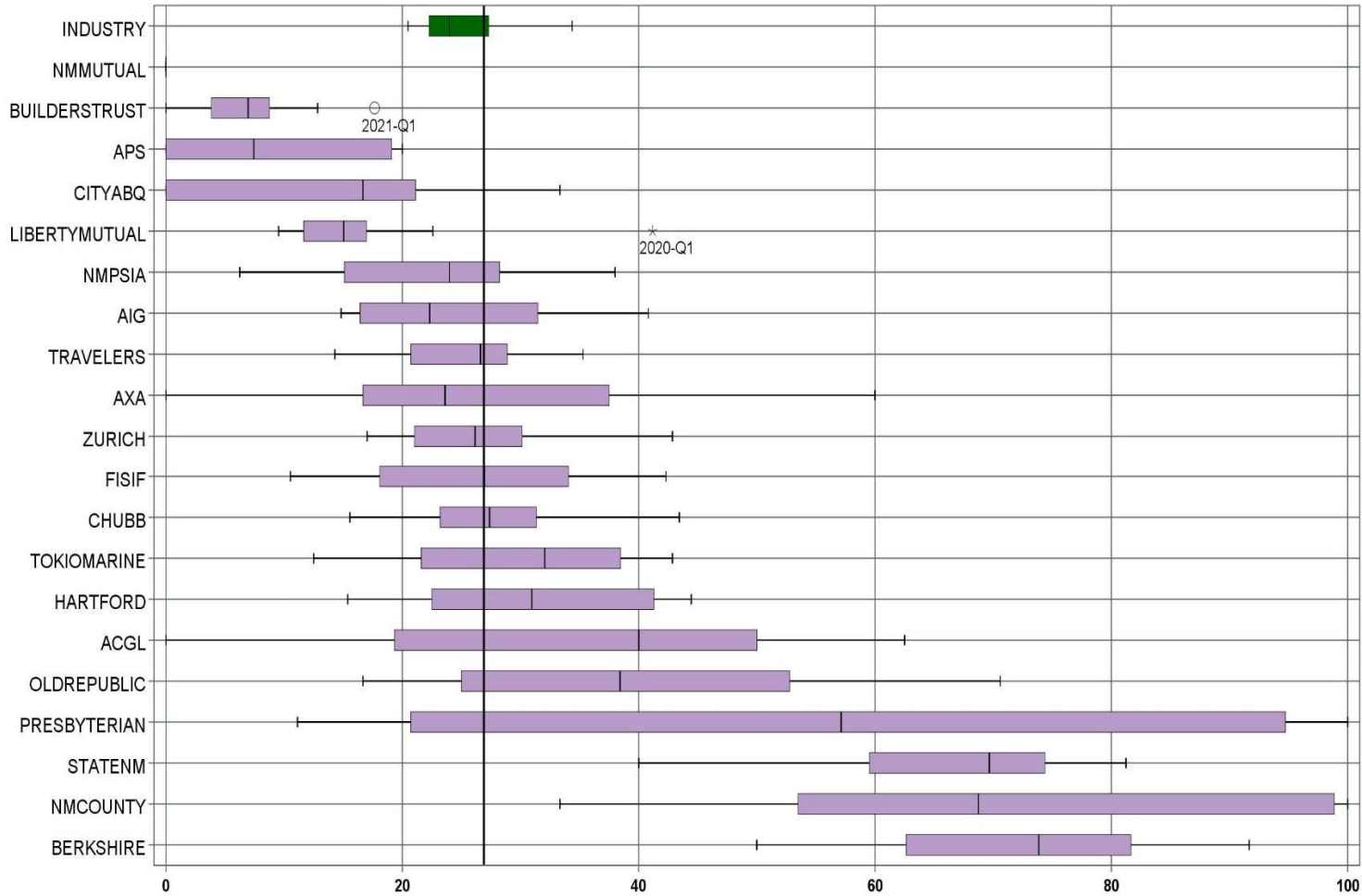
LATE FILING FROI ITEMIZED: First Report of Injury or Illness – Q4 (CONT.)

Carrier ID	Carrier Name	Number of ttd-ptd claims	Number Late	Late Ratio	Expected	Z-Score	Z > 2
2466	SENTRY INSURANCE A MUTUAL COMPANY	2	0	0.0%	1		
46834	SERVICE INSURANCE HOLDINGS, INC	1	1	100.0%	0		
52641	SOMPO HOLDINGS INC	1	1	100.0%	0		
55404	STARR INTERNATIONAL COMPANY, INC.	6	2	33.3%	2		
2479	STATE FARM MUTUAL AUTOMOBILE INS CO	1	1	100.0%	0		
SNM01	STATE OF NEW MEXICO RISK MGMT DIVISION	56	38	67.9%	16	2.19	*****
58505	THE HANOVER INSURANCE GROUP, INC.	2	0	0.0%	1		
KRO01	THE KROGER CO.	5	0	0.0%	1		
58633	TOKIO MARINE HOLDINGS, INC.	13	5	38.5%	4	0.58	
58470	TRAVELERS COMPANIES, INC.	28	9	32.1%	8	0.23	
58496	W. R. BERKLEY CORPORATION	11	5	45.5%	3	0.96	
50457	ZURICH INSURANCE GROUP LTD	39	13	33.3%	11	0.29	

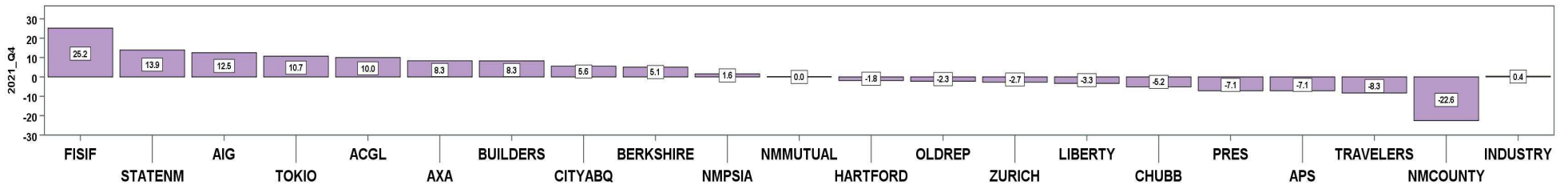
Total	793	222	28.0%				
--------------	------------	------------	--------------	--	--	--	--

4th QUARTER CY 2021
New Mexico Workers' Compensation Administration

LATE PAYMENT OF INITIAL BENEFITS TREND – 12 QTRS



Q4 CY 2021 Claim Summary		
Carrier Name	No.	% Late
ACGL	4	50
AIG	39	36
APS	22	0
AXA	8	25
BERKSHIRE	9	78
BUILDERSTRUST	39	13
CHUBB LIMITED	40	28
CITYABQ	18	22
FISIF	26	42
HARTFORD	22	18
LIBERTYMUTUAL	15	13
NM COUNTY	27	48
NMMUTUAL	128	0
NMPSIA	51	31
OLDREPUBLIC	8	25
PRESBYTERIAN	8	50
STATENM	48	67
TOKIO MARINE	12	25
TRAVELERS	28	14
ZURICH	38	26
Industry Average	737	26.9%



4th QUARTER CY 2021
 New Mexico Workers' Compensation Administration

LATE PAYMENT OF INITIAL BENEFITS ITEMIZED – Q4 (CONT.)

Carrier ID	Carrier Name	Number of ttd-ptd claims	Number Late	Late Ratio	Expected	Z-Score	Z > 2
ABF01	ABF FREIGHT SYSTEM INC	2	0	0.0%	1		
H2001	ABQ/BERNCO WATER UTILITY AUTHORITY	1	0	0.0%	0		
468	ACUITY A MUTUAL INS COMPANY	4	0	0.0%	1		
APS01	ALBUQUERQUE PUBLIC SCHOOLS	22	0	0.0%	6	-1.44	
58702	AMERICAN INTERNATIONAL GROUP, INC	39	14	35.9%	10	0.48	
58459	ARCH CAPITAL GROUP LTD.	4	2	50.0%	1		
ASF01	ARCHDIOCESE OF SANTA FE	1	0	0.0%	0		
58448	ARGO GROUP INTERNATIONAL HOLDINGS, LTD	8	1	12.5%	2		
ABC01	ASSOC BUILDERS & CONTRACTORS	4	0	0.0%	1		
85085	AXA S.A.	8	2	25.0%	2		
58334	BERKSHIRE HATHAWAY INC	9	7	77.8%	2		
46512	BIC HOLDINGS LLC	2	1	50.0%	1		
60081	BLUE CROSS BLUE SHIELD OF MI MUTUAL INS	9	6	66.7%	2		
BTR01	BUILDERS TRUST	39	5	12.8%	10	-0.75	
85512	CHANDLER INSURANCE COMPANY, LTD.	4	1	25.0%	1		
CHR01	CHRISTUS ST VINCENT HOSPITAL	1	1	100.0%	0		
58303	CHUBB LIMITED	40	11	27.5%	11	0.03	
58704	CINCINNATI FINANCIAL CORPORATION	1	1	100.0%	0		
ABQ01	CITY OF ALBUQUERQUE	18	4	22.2%	5	-0.25	
CAR01	CITY OF CARLSBAD	1	0	0.0%	0		
FAR01	CITY OF FARMINGTON	1	0	0.0%	0		
CLC01	CITY OF LAS CRUCES	1	0	0.0%	0		
CSF01	CITY OF SANTA FE	2	0	0.0%	1		
44179	COPPERPOINT MUTUAL INSURANCE HOLDING CO	1	1	100.0%	0		
COS01	COSTCO WHOLESALE	3	1	33.3%	1		
318	DONEGAL MUTUAL INSURANCE COMPANY	3	3	100.0%	1		
51243	EMPLOYERS HOLDINGS, INC.	1	0	0.0%	0		
2161	EMPLOYERS MUTUAL CASUALTY COMPANY	1	1	100.0%	0		
55579	ENSTAR GROUP LIMITED	5	1	20.0%	1		
58455	EVEREST RE GROUP LTD	3	1	33.3%	1		
Total		737	198	26.9%			

LATE PAYMENT OF INITIAL BENEFITS ITEMIZED – Q4 (CONT.)

Carrier ID	Carrier Name	Number of ttd-ptd claims	Number Late	Late Ratio	Expected	Z-Score	Z > 2
58364	FAIRFAX FINANCIAL HOLDINGS LIMITED	2	0	0.0%	1		
52562	FARM BUREAU MUTUAL HOLDING COMPANY	1	0	0.0%	0		
FEX01	FEDERAL EXPRESS CORP POB 727	3	0	0.0%	1		
FED01	FEDERAL EXPRESS GROUND	2	1	50.0%	1		
384	FEDERATED MUTUAL INSURANCE COMPANY	8	5	62.5%	2		
FIS01	FOOD INDUSTRY SELF INS FUND OF NM	26	11	42.3%	7	0.83	
54044	GROUP ONE THOUSAND ONE, LLC	1	0	0.0%	0		
58707	HARTFORD FINANCIAL SERVICES GROUP INC	22	4	18.2%	6	-0.47	
51391	JAMESTOWN HOLDINGS CORP.	1	1	100.0%	0		
51114	LIBERTY MUTUAL HOLDING COMPANY INC.	15	2	13.3%	4	-0.73	
50177	LOEWS CORPORATION	8	5	62.5%	2		
LAN01	LOS ALAMOS LABS	3	0	0.0%	1		
58405	MARKEL CORPORATION	9	0	0.0%	2		
HCW01	N M HEALTHCARE W C GROUP	2	0	0.0%	1		
PSI01	N M PUBLIC SCHOOLS	51	16	31.4%	14	0.24	
RUR01	N M RURAL ELECTRIC COOP ASSOC	1	0	0.0%	0		
2358	NATIONWIDE MUTUAL INSURANCE COMPANY	1	1	100.0%	0		
CIA01	NEW MEXICO ASSN. OF COUNTIES	27	13	48.1%	7	1.14	
HWG01	NEW MEXICO HOSPITAL WORK COMP GROUP	3	0	0.0%	1		
11527	NEW MEXICO MUTUAL CASUALTY COMPANY	128	0	0.0%	34	-1.44	
AGC01	NM BUILDING BRANCH AGC	2	0	0.0%	1		
2381	OHIO FARMERS INSURANCE COMPANY	1	0	0.0%	0		
58439	OLD REPUBLIC INTERNATIONAL CORPORATION	8	2	25.0%	2		
PWC01	PINNACLE WEST CAPITAL CORP	1	0	0.0%	0		
PRE01	PRESBYTERIAN HEALTHCARE SERVICES	8	4	50.0%	2		
59716	PROSIGHT GLOBAL HOLDINGS LTD	1	0	0.0%	0		
58332	PROTECTIVE INSURANCE CORPORATION	1	0	0.0%	0		
85434	QBE INSURANCE GROUP LIMITED	5	4	80.0%	1		
SJR01	SAN JUAN REGIONAL MEDICAL CENTER	3	0	0.0%	1		
SAN01	SANDIA CORPORATION	1	1	100.0%	0		
Total		737	198	26.9%			

4th QUARTER CY 2021
 New Mexico Workers' Compensation Administration

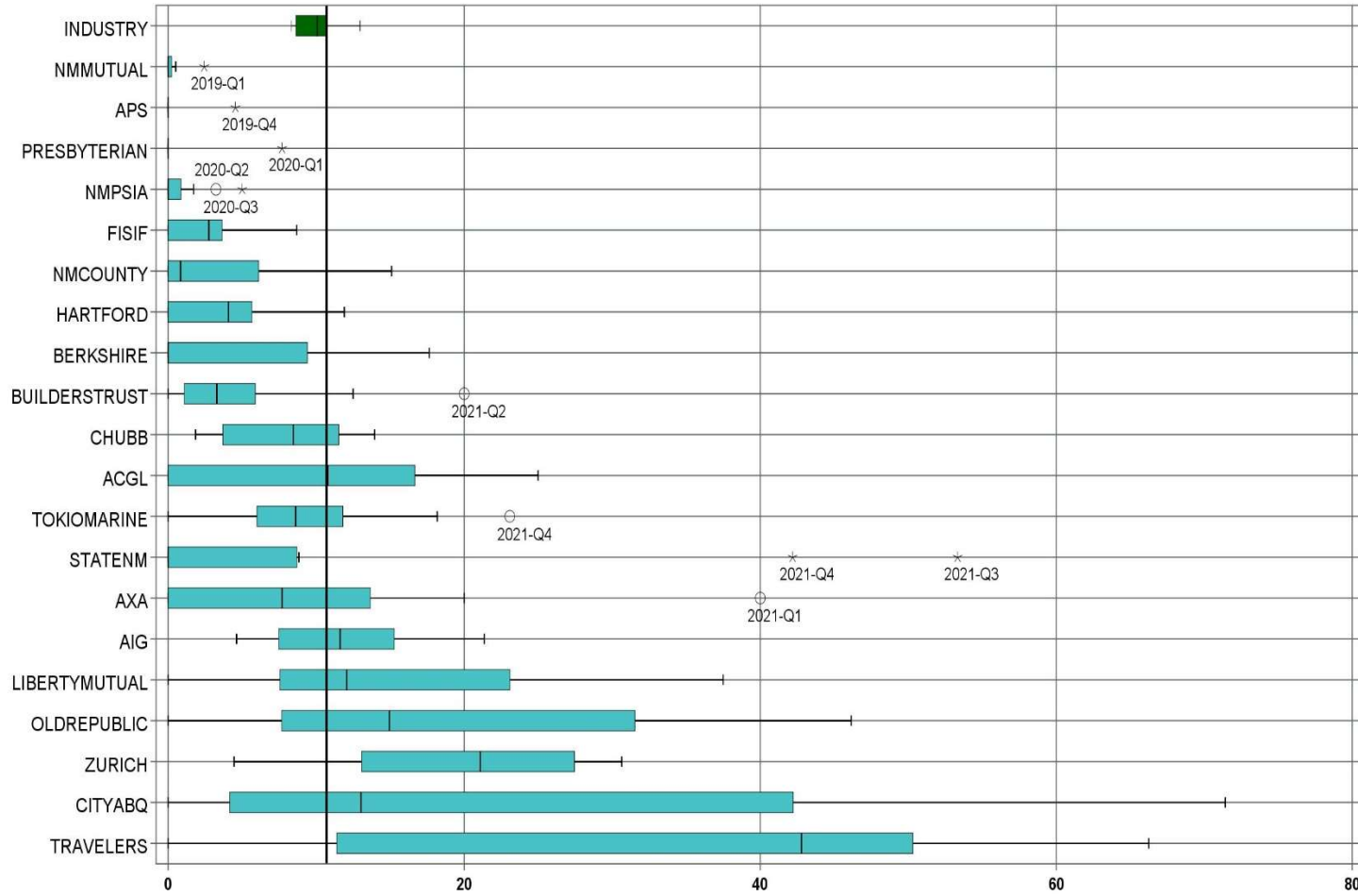
LATE PAYMENT OF INITIAL BENEFITS ITEMIZED – Q4 (CONT.)

Carrier ID	Carrier Name	Number of ttd-ptd claims	Number Late	Late Ratio	Expected	Z-Score	Z > 2
2466	SENTRY INSURANCE A MUTUAL COMPANY	2	1	50.0%	1		
46834	SERVICE INSURANCE HOLDINGS, INC	1	1	100.0%	0		
52641	SOMPO HOLDINGS INC	1	1	100.0%	0		
55404	STARR INTERNATIONAL COMPANY, INC.	5	4	80.0%	1		
2479	STATE FARM MUTUAL AUTOMOBILE INS CO	1	1	100.0%	0		
SNM01	STATE OF NEW MEXICO RISK MGMT DIVISION	48	32	66.7%	13	2.13	*****
58505	THE HANOVER INSURANCE GROUP, INC.	2	0	0.0%	1		
KRO01	THE KROGER CO.	5	1	20.0%	1		
58633	TOKIO MARINE HOLDINGS, INC.	12	3	25.0%	3	-0.10	
58470	TRAVELERS COMPANIES, INC.	28	4	14.3%	8	-0.67	
58496	W. R. BERKLEY CORPORATION	11	6	54.5%	3	1.48	
50457	ZURICH INSURANCE GROUP LTD	38	10	26.3%	10	-0.03	

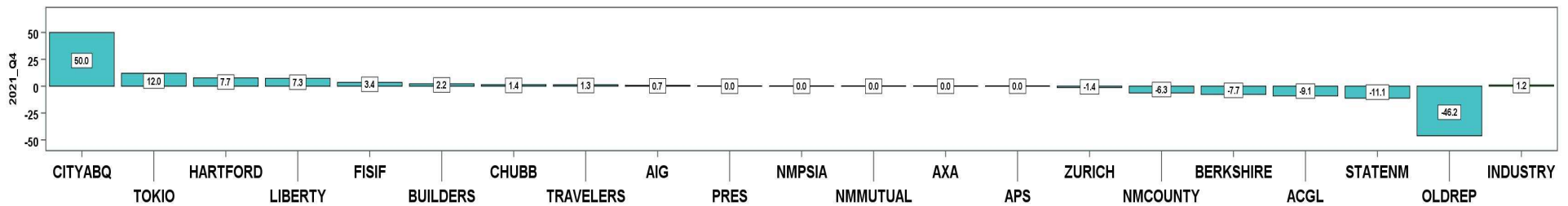
Total		737	198	26.9%			
--------------	--	------------	------------	--------------	--	--	--

4th QUARTER CY 2021
New Mexico Workers' Compensation Administration

LATE FILING SROI TREND – 12 QTRS: Subsequent Report of Injury



Q4 CY 2021 Claim Summary		
Carrier Name	No.	% Late
ACGL	5	0
AIG	56	5
APS	22	0
AXA	11	0
BERKSHIRE	9	0
BUILDERSTRUST	45	2
CHUBB LIMITED	45	13
CITYABQ	20	50
FISIF	29	3
HARTFORD	26	8
LIBERTYMUTUAL	17	35
NMCOUNTY	29	3
NMMUTUAL	132	0
NMPSIA	52	0
OLDREPUBLIC	9	0
PRESBYTERIAN	11	0
STATENM	64	42
TOKIO MARINE	13	23
TRAVELERS	30	7
ZURICH	44	14
Industry Average	861	10.7%



4th QUARTER CY 2021
 New Mexico Workers' Compensation Administration

LATE FILING SROI ITEMIZED – Q4: Subsequent Report of Injury (CONT.)

Carrier ID	Carrier Name	Number of ttd-ptd claims	Number Late	Late Ratio	Expected	Z-Score	Z > 2
ABF01	ABF FREIGHT SYSTEM INC	2	0	0.0%	0		
H2001	ABQ/BERNCO WATER UTILITY AUTHORITY	1	0	0.0%	0		
468	ACUITY A MUTUAL INS COMPANY	6	3	50.0%	1		
APS01	ALBUQUERQUE PUBLIC SCHOOLS	22	0	0.0%	2	-0.73	
58702	AMERICAN INTERNATIONAL GROUP, INC	56	3	5.4%	6	-0.36	
58459	ARCH CAPITAL GROUP LTD.	5	0	0.0%	1		
ASF01	ARCHDIOCESE OF SANTA FE	1	0	0.0%	0		
58448	ARGO GROUP INTERNATIONAL HOLDINGS, LTD	9	4	44.4%	1		
ABC01	ASSOC BUILDERS & CONTRACTORS	4	0	0.0%	0		
85085	AXA S.A.	11	0	0.0%	1	-0.73	
58334	BERKSHIRE HATHAWAY INC	9	0	0.0%	1		
46512	BIC HOLDINGS LLC	2	2	100.0%	0		
60081	BLUE CROSS BLUE SHIELD OF MI MUTUAL INS	10	0	0.0%	1	-0.73	
BTR01	BUILDERS TRUST	45	1	2.2%	5	-0.58	
2081	CENTRAL MUTUAL INSURANCE COMPANY	1	0	0.0%	0		
85512	CHANDLER INSURANCE COMPANY, LTD.	5	0	0.0%	1		
CHR01	CHRISTUS ST VINCENT HOSPITAL	1	0	0.0%	0		
58303	CHUBB LIMITED	45	6	13.3%	5	0.18	
58704	CINCINNATI FINANCIAL CORPORATION	4	0	0.0%	0		
ABQ01	CITY OF ALBUQUERQUE	20	10	50.0%	2	2.68	*****
CAR01	CITY OF CARLSBAD	1	0	0.0%	0		
FAR01	CITY OF FARMINGTON	1	0	0.0%	0		
CLC01	CITY OF LAS CRUCES	1	0	0.0%	0		
CSF01	CITY OF SANTA FE	2	0	0.0%	0		
3633	COLUMBIA MUTUAL INSURANCE COMPANY	1	1	100.0%	0		
44179	COPPERPOINT MUTUAL INSURANCE HOLDING CO	1	0	0.0%	0		
COS01	COSTCO WHOLESALE	4	2	50.0%	0		
318	DONEGAL MUTUAL INSURANCE COMPANY	3	0	0.0%	0		
51243	EMPLOYERS HOLDINGS, INC.	3	1	33.3%	0		
2161	EMPLOYERS MUTUAL CASUALTY COMPANY	1	0	0.0%	0		
55579	ENSTAR GROUP LIMITED	5	0	0.0%	1		
Total		861	92	10.7%			

LATE FILING SROI ITEMIZED – Q4: Subsequent Report of Injury (CONT.)

Carrier ID	Carrier Name	Number of ttd-ptd claims	Number Late	Late Ratio	Expected	Z-Score	Z > 2
58455	EVEREST RE GROUP LTD	4	0	0.0%	0		
58364	FAIRFAX FINANCIAL HOLDINGS LIMITED	9	0	0.0%	1		
52562	FARM BUREAU MUTUAL HOLDING COMPANY	1	1	100.0%	0		
FEX01	FEDERAL EXPRESS CORP POB 727	3	0	0.0%	0		
FED01	FEDERAL EXPRESS GROUND	2	0	0.0%	0		
384	FEDERATED MUTUAL INSURANCE COMPANY	8	0	0.0%	1		
FIS01	FOOD INDUSTRY SELF INS FUND OF NM	29	1	3.4%	3	-0.49	
59492	FOSUN INTERNATIONAL HOLDINGS LTD	1	0	0.0%	0		
54044	GROUP ONE THOUSAND ONE, LLC	1	0	0.0%	0		
58707	HARTFORD FINANCIAL SERVICES GROUP INC	26	2	7.7%	3	-0.20	
51391	JAMESTOWN HOLDINGS CORP.	1	0	0.0%	0		
51114	LIBERTY MUTUAL HOLDING COMPANY INC.	17	6	35.3%	2	1.68	
50177	LOEWS CORPORATION	10	2	20.0%	1	0.63	
LAN01	LOS ALAMOS LABS	3	0	0.0%	0		
58405	MARKEL CORPORATION	9	0	0.0%	1		
02327	MIDWEST FAMILY MUTUAL INSURANCE CO	1	1	100.0%	0		
HCW01	N M HEALTHCARE W C GROUP	2	0	0.0%	0		
PSI01	N M PUBLIC SCHOOLS	52	0	0.0%	6	-0.73	
RUR01	N M RURAL ELECTRIC COOP ASSOC	1	0	0.0%	0		
2358	NATIONWIDE MUTUAL INSURANCE COMPANY	1	1	100.0%	0		
CIA01	NEW MEXICO ASSN. OF COUNTIES	29	1	3.4%	3	-0.49	
HWG01	NEW MEXICO HOSPITAL WORK COMP GROUP	4	0	0.0%	0		
11527	NEW MEXICO MUTUAL CASUALTY COMPANY	132	0	0.0%	14	-0.73	
AGC01	NM BUILDING BRANCH AGC	2	0	0.0%	0		
2381	OHIO FARMERS INSURANCE COMPANY	2	0	0.0%	0		
58439	OLD REPUBLIC INTERNATIONAL CORPORATION	9	0	0.0%	1		
PWC01	PINNACLE WEST CAPITAL CORP	1	0	0.0%	0		
PRE01	PRESBYTERIAN HEALTHCARE SERVICES	11	0	0.0%	1	-0.73	
59716	PROSIGHT GLOBAL HOLDINGS LTD	1	0	0.0%	0		
58332	PROTECTIVE INSURANCE CORPORATION	5	3	60.0%	1		
85434	QBE INSURANCE GROUP LIMITED	6	0	0.0%	1		
Total		861	92	10.7%			

4th QUARTER CY 2021
 New Mexico Workers' Compensation Administration

LATE FILING SROI ITEMIZED – Q4: Subsequent Report of Injury (CONT.)

Carrier ID	Carrier Name	Number of ttd-ptd claims	Number Late	Late Ratio	Expected	Z-Score	Z > 2
SJR01	SAN JUAN REGIONAL MEDICAL CENTER	3	0	0.0%	0		
SAN01	SANDIA CORPORATION	1	0	0.0%	0		
2466	SENTRY INSURANCE A MUTUAL COMPANY	13	2	15.4%	1	0.32	
46834	SERVICE INSURANCE HOLDINGS, INC	1	0	0.0%	0		
52641	SOMPO HOLDINGS INC	1	0	0.0%	0		
55404	STARR INTERNATIONAL COMPANY, INC.	7	0	0.0%	1		
2479	STATE FARM MUTUAL AUTOMOBILE INS CO	1	0	0.0%	0		
SNM01	STATE OF NEW MEXICO RISK MGMT DIVISION	64	27	42.2%	7	2.15	*****
58505	THE HANOVER INSURANCE GROUP, INC.	2	0	0.0%	0		
KRO01	THE KROGER CO.	5	0	0.0%	1		
58633	TOKIO MARINE HOLDINGS, INC.	13	3	23.1%	1	0.84	
58470	TRAVELERS COMPANIES, INC.	30	2	6.7%	3	-0.27	
58496	W. R. BERKLEY CORPORATION	11	1	9.1%	1	-0.11	
50457	ZURICH INSURANCE GROUP LTD	44	6	13.6%	5	0.20	
Total		861	92	10.7%			

4th QUARTER CY 2021
New Mexico Workers' Compensation Administration

12 QUARTER LEGAL ACTIVITY REPORT

Carrier ID	Carrier Name	Total	No Legal Activity	Legal Activity	% Legal Activity
ABF01	ABF FREIGHT SYSTEM INC	24	20	4	16.7%
H2001	ABQ/BERNCO WATER UTILITY AUTHORITY	12	9	3	25.0%
33652	ACCIDENT INSURANCE COMPANY, INC. HOLDING CO	1	1	0	0.0%
468	ACUITY A MUTUAL INS COMPANY	34	27	7	20.6%
APS01	ALBUQUERQUE PUBLIC SCHOOLS	156	139	17	10.9%
85449	ALLIANZ SE	2	1	1	50.0%
ALL01	ALLSUP ENTERPRISES INC	26	21	5	19.2%
86794	AMERICAN CONTRACTORS INSURANCE GROUP LTD	1	0	1	100.0%
58317	AMERICAN FINANCIAL GROUP, INC	18	15	3	16.7%
58702	AMERICAN INTERNATIONAL GROUP, INC	1,018	854	164	16.1%
6087	AMERICAN NATIONAL INSURANCE COMPANY	5	5	0	0.0%
58459	ARCH CAPITAL GROUP LTD.	160	140	20	12.5%
ASF01	ARCHDIOCESE OF SANTA FE	8	8	0	0.0%
58448	ARGO GROUP INTERNATIONAL HOLDINGS, LTD	82	66	16	19.5%
ABC01	ASSOC BUILDERS & CONTRACTORS	25	19	6	24.0%
85085	AXA S.A.	142	113	29	20.4%
58334	BERKSHIRE HATHAWAY INC	154	132	22	14.3%
46512	BIC HOLDINGS LLC	22	19	3	13.6%
60081	BLUE CROSS BLUE SHIELD OF MI MUTUAL INS	74	60	14	18.9%
221	BROTHERHOOD MUTUAL INSURANCE COMPANY	13	6	7	53.8%
BTR01	BUILDERS TRUST	524	431	93	17.7%
2081	CENTRAL MUTUAL INSURANCE COMPANY	4	3	1	25.0%
85512	CHANDLER INSURANCE COMPANY, LTD.	41	26	15	36.6%
CHE01	CHEVRON USA	2	0	2	100.0%
CHR01	CHRISTUS ST VINCENT HOSPITAL	34	29	5	14.7%
58303	CHUBB LIMITED	827	669	158	19.1%
259	CHURCH MUTUAL INSURANCE COMPANY	11	8	3	27.3%
12205	CIMARRON INSURANCE COMPANY	9	8	1	11.1%
58704	CINCINNATI FINANCIAL CORPORATION	20	12	8	40.0%
ABQ01	CITY OF ALBUQUERQUE	179	149	30	16.8%
CAR01	CITY OF CARLSBAD	19	17	2	10.5%
12 Quarter Total		12,137	9,925	2,212	18.2%

4th QUARTER CY 2021
New Mexico Workers' Compensation Administration

12 QUARTER LEGAL ACTIVITY REPORT (CONT.)

Carrier ID	Carrier Name	Total	No Legal Activity	Legal Activity	% Legal Activity
FAR01	CITY OF FARMINGTON	24	22	2	8.3%
CLC01	CITY OF LAS CRUCES	51	46	5	9.8%
CSF01	CITY OF SANTA FE	34	29	5	14.7%
3633	COLUMBIA MUTUAL INSURANCE COMPANY	1	1	0	0.0%
44179	COPPERPOINT MUTUAL INSURANCE HOLDING CO	22	18	4	18.2%
COS01	COSTCO WHOLESALE	29	24	5	17.2%
11130	DAKOTA TRUCK UNDERWRITERS	1	0	1	100.0%
DOL01	DOLLAR GENERAL(DOLGEN CORP)	14	12	2	14.3%
318	DONEGAL MUTUAL INSURANCE COMPANY	68	48	20	29.4%
51243	EMPLOYERS HOLDINGS, INC.	83	62	21	25.3%
2161	EMPLOYERS MUTUAL CASUALTY COMPANY	7	2	5	71.4%
55579	ENSTAR GROUP LIMITED	41	30	11	26.8%
58455	EVEREST RE GROUP LTD	38	34	4	10.5%
44385	EVERGREEN PARENT, L.P.	14	9	5	35.7%
58364	FAIRFAX FINANCIAL HOLDINGS LIMITED	54	38	16	29.6%
52562	FARM BUREAU MUTUAL HOLDING COMPANY	52	39	13	25.0%
FEX01	FEDERAL EXPRESS CORP POB 727	44	38	6	13.6%
FED01	FEDERAL EXPRESS GROUND	21	20	1	4.8%
384	FEDERATED MUTUAL INSURANCE COMPANY	63	50	13	20.6%
385	FEDERATED RURAL ELECTRIC INSURANCE EXCH	1	0	1	100.0%
FIS01	FOOD INDUSTRY SELF INS FUND OF NM	354	296	58	16.4%
59492	FOSUN INTERNATIONAL HOLDINGS LTD	1	0	1	100.0%
FMM01	FREEPORT-MCMORAN CORP	30	25	5	16.7%
50408	GENERAL ELECTRIC COMPANY	2	2	0	0.0%
54044	GROUP ONE THOUSAND ONE, LLC	3	3	0	0.0%
58707	HARTFORD FINANCIAL SERVICES GROUP INC	437	350	87	19.9%
HEA01	HEALTHSOUTH REHAB CORP	5	3	2	40.0%
HON01	HONEYWELL INC, RISK MGMT AB3-D	1	0	1	100.0%
51160	INTACT FINANCIAL CORPORATION	7	4	3	42.9%
ITL01	INTEL CORPORATION	24	24	0	0.0%
51391	JAMESTOWN HOLDINGS CORP.	2	2	0	0.0%
12 Quarter Total		12,137	9,925	2,212	18.2%

4th QUARTER CY 2021
 New Mexico Workers' Compensation Administration

12 QUARTER LEGAL ACTIVITY REPORT (CONT.)

Carrier ID	Carrier Name	Total	No Legal Activity	Legal Activity	% Legal Activity
KIE01	KIEWIT CONSTRUCTION GROUP INC	1	1	0	0.0%
51114	LIBERTY MUTUAL HOLDING COMPANY INC.	424	343	81	19.1%
50177	LOEWS CORPORATION	115	85	30	26.1%
LAN01	LOS ALAMOS LABS	37	32	5	13.5%
MAC01	MACYS INC	1	0	1	100.0%
11387	MAINE EMPLOYERS MUTUAL INSURANCE COMPANY	1	1	0	0.0%
58405	MARKEL CORPORATION	62	53	9	14.5%
MCA01	MECH CONTRACTORS ASSOC OF NM	8	8	0	0.0%
02327	MIDWEST FAMILY MUTUAL INSURANCE CO	1	1	0	0.0%
52662	MS&AD INSURANCE GROUP HOLDINGS, INC.	1	0	1	100.0%
HCW01	N M HEALTHCARE W C GROUP	30	25	5	16.7%
PSI01	N M PUBLIC SCHOOLS	521	455	66	12.7%
RUR01	N M RURAL ELECTRIC COOP ASSOC	18	16	2	11.1%
SIF01	N M SELF INSURERS FUND	87	77	10	11.5%
02358	NATIONWIDE MUTUAL INSURANCE COMPANY	1	1	0	0.0%
2358	NATIONWIDE MUTUAL INSURANCE COMPANY	26	20	6	23.1%
CIA01	NEW MEXICO ASSN. OF COUNTIES	424	346	78	18.4%
HWG01	NEW MEXICO HOSPITAL WORK COMP GROUP	73	66	7	9.6%
11527	NEW MEXICO MUTUAL CASUALTY COMPANY	2,149	1,720	429	20.0%
AGC01	NM BUILDING BRANCH AGC	18	14	4	22.2%
2381	OHIO FARMERS INSURANCE COMPANY	7	6	1	14.3%
58439	OLD REPUBLIC INTERNATIONAL CORPORATION	209	154	55	26.3%
PWC01	PINNACLE WEST CAPITAL CORP	10	9	1	10.0%
PRE01	PRESBYTERIAN HEALTHCARE SERVICES	166	146	20	12.0%
59716	PROSIGHT GLOBAL HOLDINGS LTD	1	1	0	0.0%
58332	PROTECTIVE INSURANCE CORPORATION	30	20	10	33.3%
85434	QBE INSURANCE GROUP LIMITED	30	27	3	10.0%
QCI01	QWEST COMMUNICATIONS INTERNATIONAL	1	0	1	100.0%
RYD01	RYDER SYSTEMS INC	1	0	1	100.0%
SJR01	SAN JUAN REGIONAL MEDICAL CENTER	51	48	3	5.9%
SAN01	SANDIA CORPORATION	35	33	2	5.7%
12 Quarter Total		12,137	9,925	2,212	18.2%

12 QUARTER LEGAL ACTIVITY REPORT (CONT.)

Carrier ID	Carrier Name	Total	No Legal Activity	Legal Activity	% Legal Activity
58466	SELECTIVE INSURANCE GROUP INC	10	5	5	50.0%
2466	SENTRY INSURANCE A MUTUAL COMPANY	83	71	12	14.5%
46834	SERVICE INSURANCE HOLDINGS, INC	13	11	2	15.4%
52641	SOMPO HOLDINGS INC	19	16	3	15.8%
55404	STARR INTERNATIONAL COMPANY, INC.	121	103	18	14.9%
2479	STATE FARM MUTUAL AUTOMOBILE INS CO	23	18	5	21.7%
SNM01	STATE OF NEW MEXICO RISK MGMT DIVISION	565	472	93	16.5%
TAR01	TARGET STORES/DAYTON HUDSON	12	10	2	16.7%
58505	THE HANOVER INSURANCE GROUP, INC.	24	17	7	29.2%
KRO01	THE KROGER CO.	61	49	12	19.7%
58633	TOKIO MARINE HOLDINGS, INC.	196	166	30	15.3%
58470	TRAVELERS COMPANIES, INC.	586	467	119	20.3%
58496	W. R. BERKLEY CORPORATION	121	79	42	34.7%
46966	WESTAIM HIIG LP	1	1	0	0.0%
WES01	WESTERN REFINING	6	3	3	50.0%
50457	ZURICH INSURANCE GROUP LTD	582	491	91	15.6%
12 Quarter Total		12,137	9,925	2,212	18.2%