



STATE OF NEW MEXICO  
**Workers' Compensation  
 Administration**

**3rd QUARTER CY 2021  
 INSURER SCORECARD**

**CONTENTS**

SCORECARD PROCESS AND NOTES .....1

LATE FILING FROI TREND – 12 QTRS: First Report of Injury or Illness .....2

LATE FILING FROI ITEMIZED: First Report of Injury or Illness – Q3 (CONT.) .....3

LATE FILING FROI ITEMIZED: First Report of Injury or Illness – Q3 (CONT.) .....4

LATE FILING FROI ITEMIZED: First Report of Injury or Illness – Q3 (CONT.) .....5

LATE PAYMENT OF INITIAL BENEFITS TREND – 12 QTRS .....6

LATE PAYMENT OF INITIAL BENEFITS ITEMIZED – Q3 (CONT.) .....7

LATE PAYMENT OF INITIAL BENEFITS ITEMIZED – Q3 (CONT.) .....8

LATE PAYMENT OF INITIAL BENEFITS ITEMIZED – Q3 (CONT.) .....9

LATE FILING SROI TREND – 12 QTRS: Subsequent Report of Injury.....10

LATE FILING SROI ITEMIZED – Q3: Subsequent Report of Injury (CONT.) .....11

LATE FILING SROI ITEMIZED – Q3: Subsequent Report of Injury (CONT.) .....12

LATE FILING SROI ITEMIZED – Q3: Subsequent Report of Injury (CONT.) .....13

12 QUARTER LEGAL ACTIVITY REPORT.....14

12 QUARTER LEGAL ACTIVITY REPORT (CONT.).....15

12 QUARTER LEGAL ACTIVITY REPORT (CONT.).....16

12 QUARTER LEGAL ACTIVITY REPORT (CONT.).....17

**\*\*The New Mexico Workers' Compensation Administration relies on carriers to accurately report their data to the agency. Carrier submissions are subject to computer edits and review by WCA staff. However, the data used in this report remains unaltered by the WCA. As such, data reporting errors can occur and may result in skewed scorecard results.**

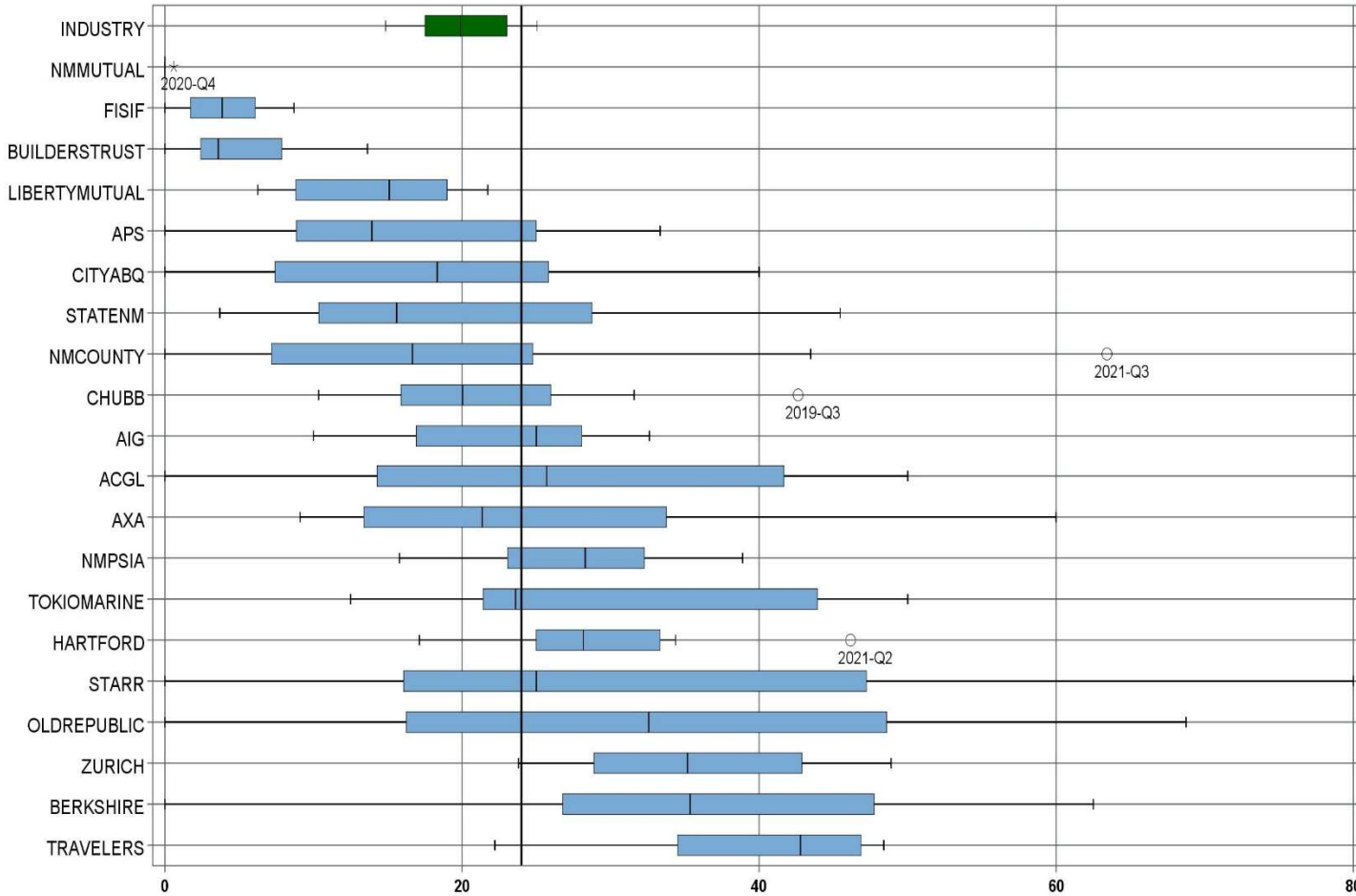
Produced by the Economic Research & Policy Bureau  
 Richard Adu-Asamoah, Bureau Chief  
 Ruili Yan, Economist

## **SCORECARD PROCESS AND NOTES**

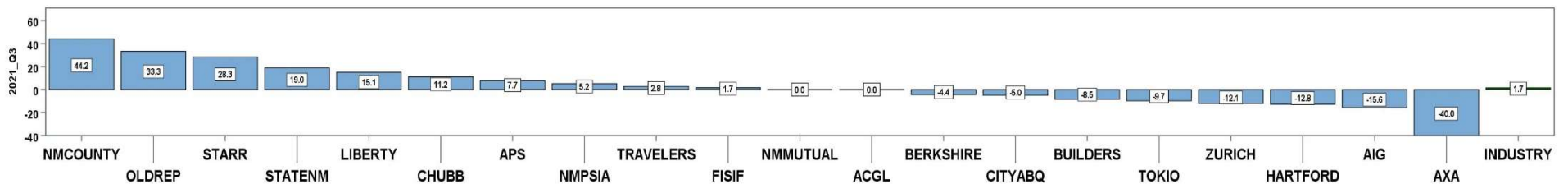
- ❖ Carriers are grouped by the uppermost parent company identified by AM Best Corporation, rather than by the NM WCA-assigned carrier number.
- ❖ The graphic information presented on the first page of each section is based on the 20 entities with the highest volume of indemnity SROI reports submitted for the preceding 12 quarters, rather than the same fixed 20 entities. The process will automatically “phase-out” companies that cease doing business in New Mexico, and “phase-in” companies that increase volume or become active, as needed.
- ❖ Each quarter is presented as a stand-alone quarter which only includes data for that quarter. Additionally, a summary report for the year is prepared alongside Q4 to give reporters the whole picture of the year.
- ❖ The detailed listing of reporting results is listed alphabetically, rather than by Z-score.

**3<sup>rd</sup> QUARTER CY 2021**  
New Mexico Workers' Compensation Administration

**LATE FILING FROI TREND – 12 QTRS: First Report of Injury or Illness**



Q3 CY 2021 Claim Summary		
Carrier Name	No.	% Late
ACGL	10	50
AIG	57	12
APS	13	15
AXA	5	20
BERKSHIRE	13	38
BUILDERSTRUST	49	2
CHUBB LIMITED	57	32
CITYABQ	5	20
FISIF	38	5
HARTFORD	27	33
LIBERTYMUTUAL	23	22
NMCOUNTY	41	63
NMMUTUAL	139	0
NMPSIA	45	29
OLDREPUBLIC	12	33
STARR	12	58
STATENM	44	45
TOKIO MARINE	8	13
TRAVELERS	32	25
ZURICH	32	31
<b>Industry Average</b>	<b>820</b>	<b>24.0%</b>



**3<sup>rd</sup> QUARTER CY 2021**  
 New Mexico Workers' Compensation Administration

**LATE FILING FROI ITEMIZED: First Report of Injury or Illness – Q3 (CONT.)**

Carrier ID	Carrier Name	Number of ttd-ptd claims	Number Late	Late Ratio	Expected	Z-Score	Z > 2
468	ACUITY A MUTUAL INS COMPANY	2	1	50.0%	0		
APS01	ALBUQUERQUE PUBLIC SCHOOLS	13	2	15.4%	3	-0.44	
58702	AMERICAN INTERNATIONAL GROUP, INC	57	7	12.3%	14	-0.60	
58459	ARCH CAPITAL GROUP LTD.	10	5	50.0%	2	1.32	
ASF01	ARCHDIOCESE OF SANTA FE	1	0	0.0%	0		
58448	ARGO GROUP INTERNATIONAL HOLDINGS, LTD	3	3	100.0%	1		
ABC01	ASSOC BUILDERS & CONTRACTORS	3	2	66.7%	1		
85085	AXA S.A.	5	1	20.0%	1		
58334	BERKSHIRE HATHAWAY INC	13	5	38.5%	3	0.74	
46512	BIC HOLDINGS LLC	1	0	0.0%	0		
60081	BLUE CROSS BLUE SHIELD OF MI MUTUAL INS	9	3	33.3%	2		
221	BROTHERHOOD MUTUAL INSURANCE COMPANY	1	0	0.0%	0		
BTR01	BUILDERS TRUST	49	1	2.0%	12	-1.12	
85512	CHANDLER INSURANCE COMPANY, LTD.	5	0	0.0%	1		
CHR01	CHRISTUS ST VINCENT HOSPITAL	2	1	50.0%	0		
58303	CHUBB LIMITED	57	18	31.6%	14	0.38	
259	CHURCH MUTUAL INSURANCE COMPANY	1	0	0.0%	0		
58704	CINCINNATI FINANCIAL CORPORATION	1	0	0.0%	0		
ABQ01	CITY OF ALBUQUERQUE	5	1	20.0%	1		
CAR01	CITY OF CARLSBAD	2	0	0.0%	0		
FAR01	CITY OF FARMINGTON	1	0	0.0%	0		
CLC01	CITY OF LAS CRUCES	3	0	0.0%	1		
44179	COPPERPOINT MUTUAL INSURANCE HOLDING CO	2	2	100.0%	0		
318	DONEGAL MUTUAL INSURANCE COMPANY	4	1	25.0%	1		
51243	EMPLOYERS HOLDINGS, INC.	1	1	100.0%	0		
55579	ENSTAR GROUP LIMITED	7	2	28.6%	2		
58455	EVEREST RE GROUP LTD	7	2	28.6%	2		
58364	FAIRFAX FINANCIAL HOLDINGS LIMITED	7	3	42.9%	2		
52562	FARM BUREAU MUTUAL HOLDING COMPANY	1	0	0.0%	0		
FEX01	FEDERAL EXPRESS CORP POB 727	6	1	16.7%	1		
FED01	FEDERAL EXPRESS GROUND	2	0	0.0%	0		
<b>Total</b>		<b>820</b>	<b>197</b>	<b>24.0%</b>			

**3<sup>rd</sup> QUARTER CY 2021**  
 New Mexico Workers' Compensation Administration

**LATE FILING FROI ITEMIZED: First Report of Injury or Illness – Q3 (CONT.)**

Carrier ID	Carrier Name	Number of ttd-ptd claims	Number Late	Late Ratio	Expected	Z-Score	Z > 2
384	FEDERATED MUTUAL INSURANCE COMPANY	4	0	0.0%	1		
FIS01	FOOD INDUSTRY SELF INS FUND OF NM	38	2	5.3%	9	-0.96	
FMM01	FREEMPORT-MCMORAN CORP	3	1	33.3%	1		
54044	GROUP ONE THOUSAND ONE, LLC	2	0	0.0%	0		
58707	HARTFORD FINANCIAL SERVICES GROUP INC	27	9	33.3%	6	0.47	
ITL01	INTEL CORPORATION	2	1	50.0%	0		
51114	LIBERTY MUTUAL HOLDING COMPANY INC.	23	5	21.7%	6	-0.12	
50177	LOEWS CORPORATION	9	7	77.8%	2		
LAN01	LOS ALAMOS LABS	4	0	0.0%	1		
58405	MARKEL CORPORATION	4	1	25.0%	1		
MCA01	MECH CONTRACTORS ASSOC OF NM	1	0	0.0%	0		
HCW01	N M HEALTHCARE W C GROUP	4	0	0.0%	1		
PSI01	N M PUBLIC SCHOOLS	45	13	28.9%	11	0.25	
RUR01	N M RURAL ELECTRIC COOP ASSOC	1	1	100.0%	0		
2358	NATIONWIDE MUTUAL INSURANCE COMPANY	1	1	100.0%	0		
CIA01	NEW MEXICO ASSN. OF COUNTIES	41	26	63.4%	10	2.01	*****
HWG01	NEW MEXICO HOSPITAL WORK COMP GROUP	7	2	28.6%	2		
11527	NEW MEXICO MUTUAL CASUALTY COMPANY	139	0	0.0%	33	-1.22	
AGC01	NM BUILDING BRANCH AGC	1	0	0.0%	0		
2381	OHIO FARMERS INSURANCE COMPANY	1	1	100.0%	0		
58439	OLD REPUBLIC INTERNATIONAL CORPORATION	12	4	33.3%	3	0.47	
PWC01	PINNACLE WEST CAPITAL CORP	1	1	100.0%	0		
PRE01	PRESBYTERIAN HEALTHCARE SERVICES	7	0	0.0%	2		
58332	PROTECTIVE INSURANCE CORPORATION	2	1	50.0%	0		
85434	QBE INSURANCE GROUP LIMITED	7	1	14.3%	2		
SJR01	SAN JUAN REGIONAL MEDICAL CENTER	2	0	0.0%	0		
SAN01	SANDIA CORPORATION	1	0	0.0%	0		
2466	SENTRY INSURANCE A MUTUAL COMPANY	2	0	0.0%	0		
46834	SERVICE INSURANCE HOLDINGS, INC	2	2	100.0%	0		
52641	SOMPO HOLDINGS INC	3	2	66.7%	1		
55404	STARR INTERNATIONAL COMPANY, INC.	12	7	58.3%	3	1.75	
<b>Total</b>		<b>820</b>	<b>197</b>	<b>24.0%</b>			

**3<sup>rd</sup> QUARTER CY 2021**  
 New Mexico Workers' Compensation Administration

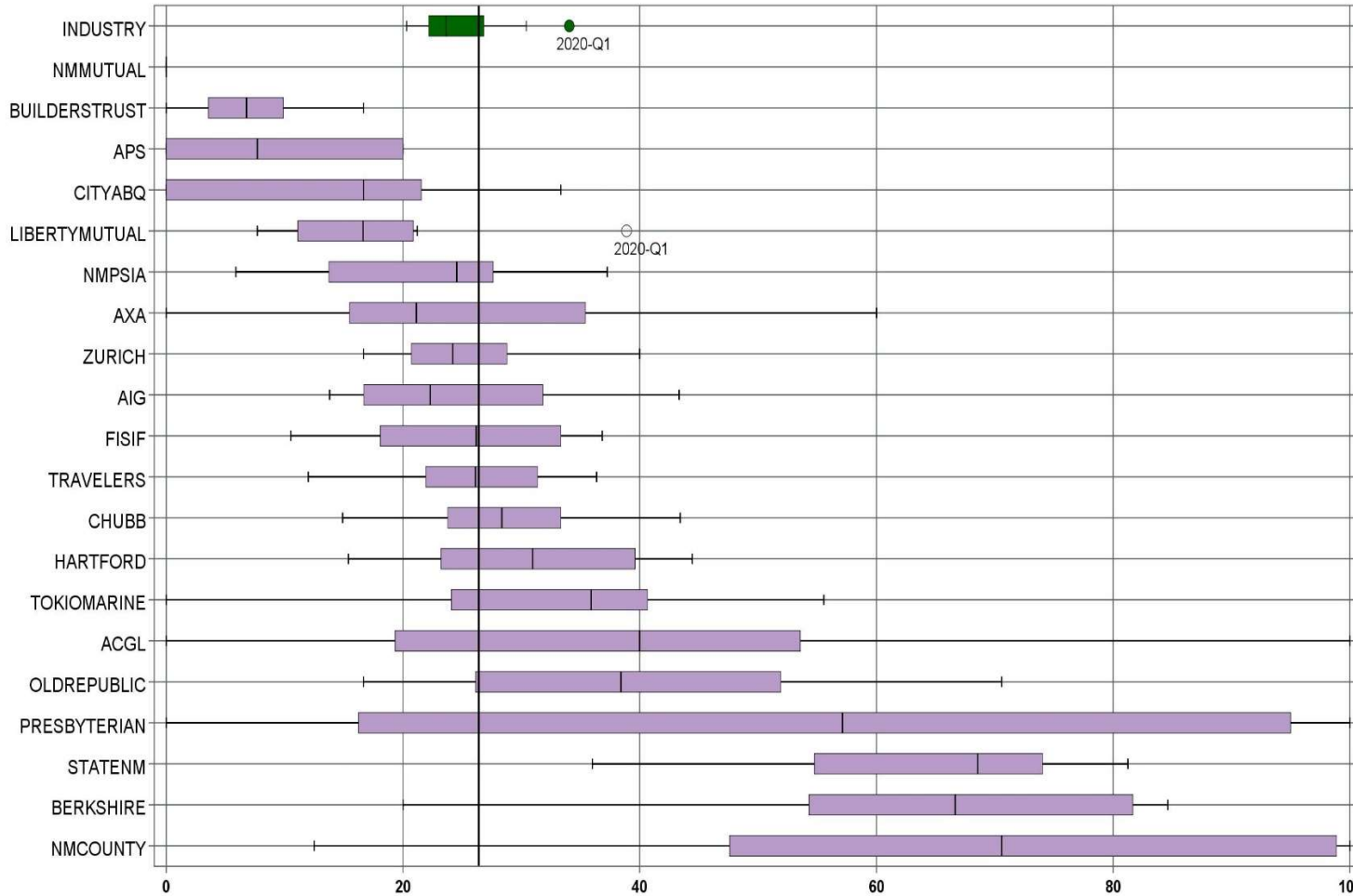
**LATE FILING FROI ITEMIZED: First Report of Injury or Illness – Q3 (CONT.)**

Carrier ID	Carrier Name	Number of ttd-ptd claims	Number Late	Late Ratio	Expected	Z-Score	Z > 2
SNM01	STATE OF NEW MEXICO RISK MGMT DIVISION	44	20	45.5%	11	1.09	
KRO01	THE KROGER CO.	2	0	0.0%	0		
58633	TOKIO MARINE HOLDINGS, INC.	8	1	12.5%	2		
58470	TRAVELERS COMPANIES, INC.	32	8	25.0%	8	0.05	
58496	W. R. BERKLEY CORPORATION	13	8	61.5%	3	1.91	
50457	ZURICH INSURANCE GROUP LTD	32	10	31.3%	8	0.37	

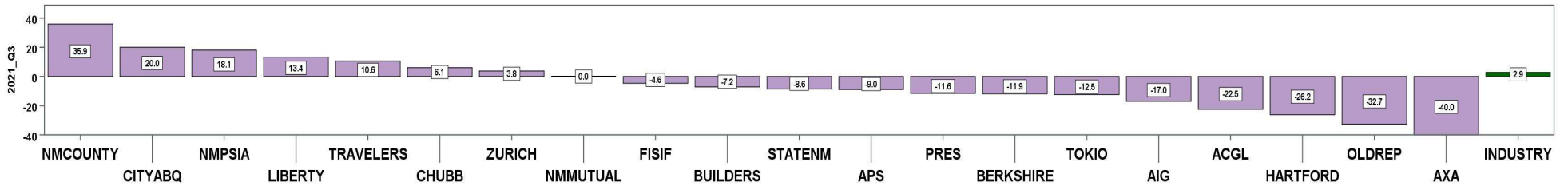
<b>Total</b>		<b>820</b>	<b>197</b>	<b>24.0%</b>			
--------------	--	------------	------------	--------------	--	--	--

3<sup>rd</sup> QUARTER CY 2021  
New Mexico Workers' Compensation Administration

LATE PAYMENT OF INITIAL BENEFITS TREND – 12 QTRS



Q3 CY 2021 Claim Summary		
Carrier Name	No.	% Late
ACGL	10	40
AIG	47	23
APS	13	8
AXA	5	20
BERKSHIRE	11	73
BUILDERSTRUST	47	4
CHUBB LIMITED	51	33
CITYABQ	5	20
FISIF	36	14
HARTFORD	24	17
LIBERTYMUTUAL	19	21
NMCOUNTY	41	71
NMMUTUAL	134	0
NMPSIA	45	29
OLDREPUBLIC	11	27
PRESBYTERIAN	7	57
STATENM	37	51
TOKIO MARINE	7	0
TRAVELERS	31	23
ZURICH	30	27
<b>Industry Average</b>	<b>753</b>	<b>26.4%</b>



LATE PAYMENT OF INITIAL BENEFITS ITEMIZED – Q3 (CONT.)

Carrier ID	Carrier Name	Number of ttd-ptd claims	Number Late	Late Ratio	Expected	Z-Score	Z > 2
468	ACUITY A MUTUAL INS COMPANY	1	0	0.0%	0		
APS01	ALBUQUERQUE PUBLIC SCHOOLS	13	1	7.7%	3	-0.74	
58702	AMERICAN INTERNATIONAL GROUP, INC	47	11	23.4%	12	-0.12	
58459	ARCH CAPITAL GROUP LTD.	10	4	40.0%	3	0.53	
ASF01	ARCHDIOCESE OF SANTA FE	1	0	0.0%	0		
58448	ARGO GROUP INTERNATIONAL HOLDINGS, LTD	3	0	0.0%	1		
ABC01	ASSOC BUILDERS & CONTRACTORS	2	0	0.0%	1		
85085	AXA S.A.	5	1	20.0%	1		
58334	BERKSHIRE HATHAWAY INC	11	8	72.7%	3	1.82	
46512	BIC HOLDINGS LLC	1	1	100.0%	0		
60081	BLUE CROSS BLUE SHIELD OF MI MUTUAL INS	8	4	50.0%	2		
221	BROTHERHOOD MUTUAL INSURANCE COMPANY	1	1	100.0%	0		
BTR01	BUILDERS TRUST	47	2	4.3%	12	-0.87	
85512	CHANDLER INSURANCE COMPANY, LTD.	4	0	0.0%	1		
CHR01	CHRISTUS ST VINCENT HOSPITAL	2	2	100.0%	1		
58303	CHUBB LIMITED	51	17	33.3%	13	0.27	
259	CHURCH MUTUAL INSURANCE COMPANY	1	0	0.0%	0		
58704	CINCINNATI FINANCIAL CORPORATION	1	1	100.0%	0		
ABQ01	CITY OF ALBUQUERQUE	5	1	20.0%	1		
CAR01	CITY OF CARLSBAD	2	0	0.0%	1		
FAR01	CITY OF FARMINGTON	1	0	0.0%	0		
CLC01	CITY OF LAS CRUCES	3	0	0.0%	1		
44179	COPPERPOINT MUTUAL INSURANCE HOLDING CO	2	0	0.0%	1		
318	DONEGAL MUTUAL INSURANCE COMPANY	4	4	100.0%	1		
51243	EMPLOYERS HOLDINGS, INC.	1	0	0.0%	0		
55579	ENSTAR GROUP LIMITED	6	5	83.3%	2		
58455	EVEREST RE GROUP LTD	6	2	33.3%	2		
58364	FAIRFAX FINANCIAL HOLDINGS LIMITED	1	0	0.0%	0		
52562	FARM BUREAU MUTUAL HOLDING COMPANY	1	0	0.0%	0		
FEX01	FEDERAL EXPRESS CORP POB 727	6	1	16.7%	2		
<b>Total</b>		<b>753</b>	<b>199</b>	<b>26.4%</b>			



LATE PAYMENT OF INITIAL BENEFITS ITEMIZED – Q3 (CONT.)

Carrier ID	Carrier Name	Number of ttd-ptd claims	Number Late	Late Ratio	Expected	Z-Score	Z > 2
FED01	FEDERAL EXPRESS GROUND	2	0	0.0%	1		
384	FEDERATED MUTUAL INSURANCE COMPANY	4	4	100.0%	1		
FIS01	FOOD INDUSTRY SELF INS FUND OF NM	36	5	13.9%	10	-0.49	
FMM01	FREEMPORT-MCMORAN CORP	3	0	0.0%	1		
54044	GROUP ONE THOUSAND ONE, LLC	2	0	0.0%	1		
58707	HARTFORD FINANCIAL SERVICES GROUP INC	24	4	16.7%	6	-0.38	
ITL01	INTEL CORPORATION	2	1	50.0%	1		
51114	LIBERTY MUTUAL HOLDING COMPANY INC.	19	4	21.1%	5	-0.21	
50177	LOEWS CORPORATION	8	7	87.5%	2		
LAN01	LOS ALAMOS LABS	4	0	0.0%	1		
58405	MARKEL CORPORATION	4	0	0.0%	1		
MCA01	MECH CONTRACTORS ASSOC OF NM	1	0	0.0%	0		
HCW01	N M HEALTHCARE W C GROUP	4	0	0.0%	1		
PSI01	N M PUBLIC SCHOOLS	45	13	28.9%	12	0.10	
RUR01	N M RURAL ELECTRIC COOP ASSOC	1	1	100.0%	0		
2358	NATIONWIDE MUTUAL INSURANCE COMPANY	1	1	100.0%	0		
CIA01	NEW MEXICO ASSN. OF COUNTIES	41	29	70.7%	11	1.74	
HWG01	NEW MEXICO HOSPITAL WORK COMP GROUP	6	1	16.7%	2		
11527	NEW MEXICO MUTUAL CASUALTY COMPANY	134	0	0.0%	35	-1.04	
AGC01	NM BUILDING BRANCH AGC	1	0	0.0%	0		
58439	OLD REPUBLIC INTERNATIONAL CORPORATION	11	3	27.3%	3	0.03	
PRE01	PRESBYTERIAN HEALTHCARE SERVICES	7	4	57.1%	2		
58332	PROTECTIVE INSURANCE CORPORATION	2	0	0.0%	1		
85434	QBE INSURANCE GROUP LIMITED	5	3	60.0%	1		
SJR01	SAN JUAN REGIONAL MEDICAL CENTER	2	0	0.0%	1		
SAN01	SANDIA CORPORATION	1	0	0.0%	0		
2466	SENTRY INSURANCE A MUTUAL COMPANY	2	1	50.0%	1		
46834	SERVICE INSURANCE HOLDINGS, INC	2	1	50.0%	1		
52641	SOMPO HOLDINGS INC	2	0	0.0%	1		
55404	STARR INTERNATIONAL COMPANY, INC.	12	7	58.3%	3	1.25	
<b>Total</b>		<b>753</b>	<b>199</b>	<b>26.4%</b>			

**3<sup>rd</sup> QUARTER CY 2021**  
 New Mexico Workers' Compensation Administration

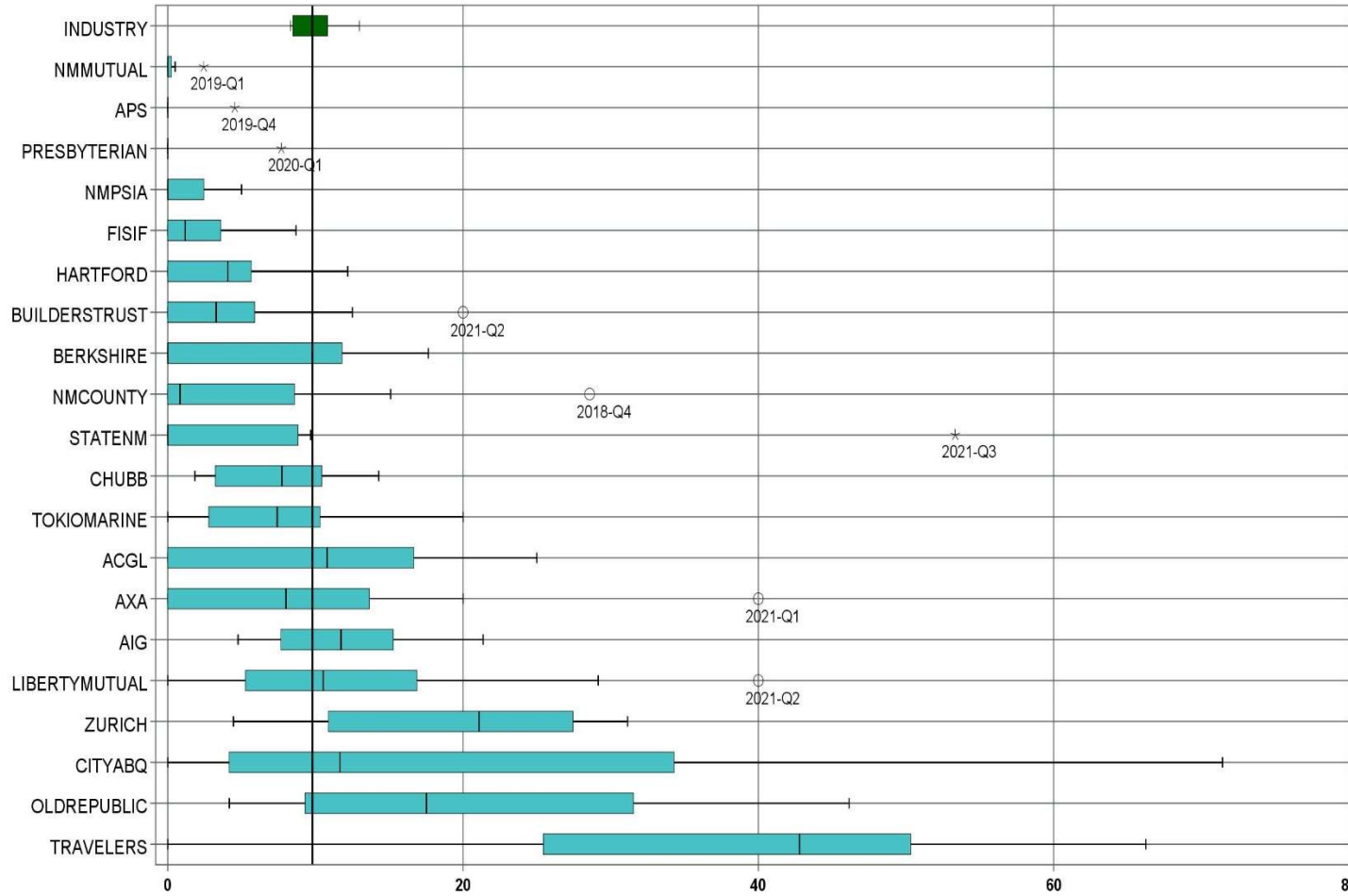
**LATE PAYMENT OF INITIAL BENEFITS ITEMIZED – Q3 (CONT.)**

Carrier ID	Carrier Name	Number of ttd-ptd claims	Number Late	Late Ratio	Expected	Z-Score	Z > 2
SNM01	STATE OF NEW MEXICO RISK MGMT DIVISION	37	19	51.4%	10	0.98	
KRO01	THE KROGER CO.	2	0	0.0%	1		
58633	TOKIO MARINE HOLDINGS, INC.	7	0	0.0%	2		
58470	TRAVELERS COMPANIES, INC.	31	7	22.6%	8	-0.15	
58496	W. R. BERKLEY CORPORATION	11	10	90.9%	3	2.54	*****
50457	ZURICH INSURANCE GROUP LTD	30	8	26.7%	8	0.01	

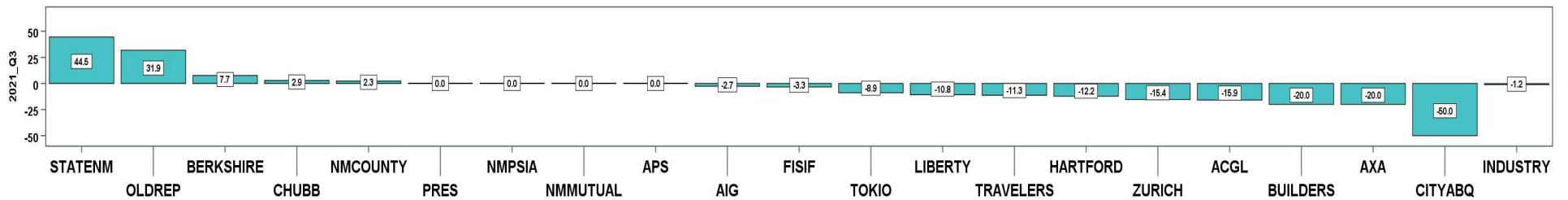
<b>Total</b>		<b>753</b>	<b>199</b>	<b>26.4%</b>			
--------------	--	------------	------------	--------------	--	--	--

3<sup>rd</sup> QUARTER CY 2021  
New Mexico Workers' Compensation Administration

LATE FILING SROI TREND – 12 QTRS: Subsequent Report of Injury



Q3 CY 2021 Claim Summary		
Carrier Name	No.	% Late
ACGL	11	9
AIG	63	5
APS	13	0
AXA	6	0
BERKSHIRE	13	8
BUILDERSTRUST	53	0
CHUBB LIMITED	64	13
CITYABQ	5	0
FISIF	38	0
HARTFORD	28	0
LIBERTYMUTUAL	24	29
NMCOUNTY	41	10
NMMUTUAL	147	0
NMPSIA	45	0
OLDREPUBLIC	13	46
PRESBYTERIAN	13	0
STATENM	45	53
TOKIO MARINE	9	11
TRAVELERS	37	5
ZURICH	38	16
<b>Industry Average</b>	<b>886</b>	<b>9.8%</b>



**LATE FILING SROI ITEMIZED – Q3: Subsequent Report of Injury (CONT.)**

Carrier ID	Carrier Name	Number of ttd-ptd claims	Number Late	Late Ratio	Expected	Z-Score	Z > 2
468	ACUITY A MUTUAL INS COMPANY	3	2	66.7%	0		
APS01	ALBUQUERQUE PUBLIC SCHOOLS	13	0	0.0%	1	-0.61	
58702	AMERICAN INTERNATIONAL GROUP, INC	63	3	4.8%	6	-0.32	
58459	ARCH CAPITAL GROUP LTD.	11	1	9.1%	1	-0.05	
ASF01	ARCHDIOCESE OF SANTA FE	1	0	0.0%	0		
58448	ARGO GROUP INTERNATIONAL HOLDINGS, LTD	3	2	66.7%	0		
ABC01	ASSOC BUILDERS & CONTRACTORS	3	0	0.0%	0		
85085	AXA S.A.	6	0	0.0%	1		
58334	BERKSHIRE HATHAWAY INC	13	1	7.7%	1	-0.13	
46512	BIC HOLDINGS LLC	1	1	100.0%	0		
60081	BLUE CROSS BLUE SHIELD OF MI MUTUAL INS	9	1	11.1%	1		
221	BROTHERHOOD MUTUAL INSURANCE COMPANY	1	0	0.0%	0		
BTR01	BUILDERS TRUST	53	0	0.0%	5	-0.61	
85512	CHANDLER INSURANCE COMPANY, LTD.	5	0	0.0%	0		
CHR01	CHRISTUS ST VINCENT HOSPITAL	2	0	0.0%	0		
58303	CHUBB LIMITED	64	8	12.5%	6	0.17	
259	CHURCH MUTUAL INSURANCE COMPANY	1	1	100.0%	0		
58704	CINCINNATI FINANCIAL CORPORATION	1	0	0.0%	0		
ABQ01	CITY OF ALBUQUERQUE	5	0	0.0%	0		
CAR01	CITY OF CARLSBAD	2	0	0.0%	0		
FAR01	CITY OF FARMINGTON	1	0	0.0%	0		
CLC01	CITY OF LAS CRUCES	3	0	0.0%	0		
44179	COPPERPOINT MUTUAL INSURANCE HOLDING CO	2	0	0.0%	0		
318	DONEGAL MUTUAL INSURANCE COMPANY	5	2	40.0%	0		
51243	EMPLOYERS HOLDINGS, INC.	1	0	0.0%	0		
55579	ENSTAR GROUP LIMITED	8	0	0.0%	1		
58455	EVEREST RE GROUP LTD	7	0	0.0%	1		
58364	FAIRFAX FINANCIAL HOLDINGS LIMITED	8	0	0.0%	1		
52562	FARM BUREAU MUTUAL HOLDING COMPANY	1	1	100.0%	0		
FEX01	FEDERAL EXPRESS CORP POB 727	6	1	16.7%	1		
FED01	FEDERAL EXPRESS GROUND	2	0	0.0%	0		
<b>Total</b>		<b>886</b>	<b>87</b>	<b>9.8%</b>			

**LATE FILING SROI ITEMIZED – Q3: Subsequent Report of Injury (CONT.)**

Carrier ID	Carrier Name	Number of ttd-ptd claims	Number Late	Late Ratio	Expected	Z-Score	Z > 2
384	FEDERATED MUTUAL INSURANCE COMPANY	5	1	20.0%	0		
FIS01	FOOD INDUSTRY SELF INS FUND OF NM	38	0	0.0%	4	-0.61	
FMM01	FREEPART-MCMORAN CORP	3	1	33.3%	0		
50408	GENERAL ELECTRIC COMPANY	1	0	0.0%	0		
54044	GROUP ONE THOUSAND ONE, LLC	2	0	0.0%	0		
58707	HARTFORD FINANCIAL SERVICES GROUP INC	28	0	0.0%	3	-0.61	
ITL01	INTEL CORPORATION	2	1	50.0%	0		
51114	LIBERTY MUTUAL HOLDING COMPANY INC.	24	7	29.2%	2	1.21	
50177	LOEWS CORPORATION	10	3	30.0%	1	1.26	
LAN01	LOS ALAMOS LABS	5	0	0.0%	0		
58405	MARKEL CORPORATION	4	1	25.0%	0		
MCA01	MECH CONTRACTORS ASSOC OF NM	1	0	0.0%	0		
HCW01	N M HEALTHCARE W C GROUP	4	0	0.0%	0		
PSI01	N M PUBLIC SCHOOLS	45	0	0.0%	4	-0.61	
RUR01	N M RURAL ELECTRIC COOP ASSOC	1	0	0.0%	0		
2358	NATIONWIDE MUTUAL INSURANCE COMPANY	2	1	50.0%	0		
CIA01	NEW MEXICO ASSN. OF COUNTIES	41	4	9.8%	4	0.00	
HWG01	NEW MEXICO HOSPITAL WORK COMP GROUP	8	0	0.0%	1		
11527	NEW MEXICO MUTUAL CASUALTY COMPANY	147	0	0.0%	14	-0.61	
AGC01	NM BUILDING BRANCH AGC	1	1	100.0%	0		
2381	OHIO FARMERS INSURANCE COMPANY	1	0	0.0%	0		
58439	OLD REPUBLIC INTERNATIONAL CORPORATION	13	6	46.2%	1	2.27	*****
PWC01	PINNACLE WEST CAPITAL CORP	1	0	0.0%	0		
PRE01	PRESBYTERIAN HEALTHCARE SERVICES	13	0	0.0%	1	-0.61	
58332	PROTECTIVE INSURANCE CORPORATION	3	0	0.0%	0		
85434	QBE INSURANCE GROUP LIMITED	7	0	0.0%	1		
SJR01	SAN JUAN REGIONAL MEDICAL CENTER	2	0	0.0%	0		
SAN01	SANDIA CORPORATION	1	0	0.0%	0		
2466	SENTRY INSURANCE A MUTUAL COMPANY	6	0	0.0%	1		
46834	SERVICE INSURANCE HOLDINGS, INC	2	0	0.0%	0		
52641	SOMPO HOLDINGS INC	3	1	33.3%	0		
<b>Total</b>		<b>886</b>	<b>87</b>	<b>9.8%</b>			

**3<sup>rd</sup> QUARTER CY 2021**  
 New Mexico Workers' Compensation Administration

**LATE FILING SROI ITEMIZED – Q3: Subsequent Report of Injury (CONT.)**

Carrier ID	Carrier Name	Number of ttd-ptd claims	Number Late	Late Ratio	Expected	Z-Score	Z > 2
55404	STARR INTERNATIONAL COMPANY, INC.	13	0	0.0%	1	-0.61	
SNM01	STATE OF NEW MEXICO RISK MGMT DIVISION	45	24	53.3%	4	2.72	*****
KRO01	THE KROGER CO.	2	0	0.0%	0		
58633	TOKIO MARINE HOLDINGS, INC.	9	1	11.1%	1		
58470	TRAVELERS COMPANIES, INC.	37	2	5.4%	4	-0.28	
58496	W. R. BERKLEY CORPORATION	14	3	21.4%	1	0.72	
50457	ZURICH INSURANCE GROUP LTD	38	6	15.8%	4	0.37	

<b>Total</b>	<b>886</b>	<b>87</b>	<b>9.8%</b>				
--------------	------------	-----------	-------------	--	--	--	--

**3<sup>rd</sup> QUARTER CY 2021**  
New Mexico Workers' Compensation Administration

**12 QUARTER LEGAL ACTIVITY REPORT**

Carrier ID	Carrier Name	Total	No Legal Activity	Legal Activity	% Legal Activity
ABF01	ABF FREIGHT SYSTEM INC	24	20	4	16.7%
H2001	ABQ/BERNCO WATER UTILITY AUTHORITY	13	9	4	30.8%
33652	ACCIDENT INSURANCE COMPANY, INC. HOLDING CO	1	1	0	0.0%
468	ACUITY A MUTUAL INS COMPANY	28	23	5	17.9%
APS01	ALBUQUERQUE PUBLIC SCHOOLS	142	123	19	13.4%
85449	ALLIANZ SE	2	1	1	50.0%
ALL01	ALLSUP ENTERPRISES INC	33	26	7	21.2%
86794	AMERICAN CONTRACTORS INSURANCE GROUP LTD	1	0	1	100.0%
58317	AMERICAN FINANCIAL GROUP, INC	18	15	3	16.7%
58702	AMERICAN INTERNATIONAL GROUP, INC	1,003	843	160	16.0%
6087	AMERICAN NATIONAL INSURANCE COMPANY	7	7	0	0.0%
58459	ARCH CAPITAL GROUP LTD.	158	138	20	12.7%
ASF01	ARCHDIOCESE OF SANTA FE	7	7	0	0.0%
58448	ARGO GROUP INTERNATIONAL HOLDINGS, LTD	78	61	17	21.8%
ABC01	ASSOC BUILDERS & CONTRACTORS	21	15	6	28.6%
85085	AXA S.A.	142	114	28	19.7%
58334	BERKSHIRE HATHAWAY INC	153	130	23	15.0%
46512	BIC HOLDINGS LLC	22	18	4	18.2%
60081	BLUE CROSS BLUE SHIELD OF MI MUTUAL INS	71	57	14	19.7%
221	BROTHERHOOD MUTUAL INSURANCE COMPANY	14	7	7	50.0%
BTR01	BUILDERS TRUST	527	438	89	16.9%
2081	CENTRAL MUTUAL INSURANCE COMPANY	3	2	1	33.3%
85512	CHANDLER INSURANCE COMPANY, LTD.	42	28	14	33.3%
CHE01	CHEVRON USA	2	0	2	100.0%
CHR01	CHRISTUS ST VINCENT HOSPITAL	35	31	4	11.4%
58303	CHUBB LIMITED	837	691	146	17.4%
259	CHURCH MUTUAL INSURANCE COMPANY	14	9	5	35.7%
12205	CIMARRON INSURANCE COMPANY	9	8	1	11.1%
58704	CINCINNATI FINANCIAL CORPORATION	16	9	7	43.8%
ABQ01	CITY OF ALBUQUERQUE	181	150	31	17.1%
CAR01	CITY OF CARLSBAD	17	15	2	11.8%
<b>12 Quarter Total</b>		<b>12,168</b>	<b>9,903</b>	<b>2,265</b>	<b>18.6%</b>

## 12 QUARTER LEGAL ACTIVITY REPORT (CONT.)

Carrier ID	Carrier Name	Total	No Legal Activity	Legal Activity	% Legal Activity
FAR01	CITY OF FARMINGTON	25	23	2	8.0%
CLC01	CITY OF LAS CRUCES	51	46	5	9.8%
CSF01	CITY OF SANTA FE	36	28	8	22.2%
44179	COPPERPOINT MUTUAL INSURANCE HOLDING CO	21	18	3	14.3%
COS01	COSTCO WHOLESALE	28	24	4	14.3%
11130	DAKOTA TRUCK UNDERWRITERS	1	0	1	100.0%
DOL01	DOLLAR GENERAL(DOLGEN CORP)	20	18	2	10.0%
318	DONEGAL MUTUAL INSURANCE COMPANY	70	49	21	30.0%
51243	EMPLOYERS HOLDINGS, INC.	88	67	21	23.9%
2161	EMPLOYERS MUTUAL CASUALTY COMPANY	6	1	5	83.3%
55579	ENSTAR GROUP LIMITED	37	25	12	32.4%
58455	EVEREST RE GROUP LTD	34	31	3	8.8%
44385	EVERGREEN PARENT, L.P.	16	11	5	31.3%
58364	FAIRFAX FINANCIAL HOLDINGS LIMITED	49	31	18	36.7%
52562	FARM BUREAU MUTUAL HOLDING COMPANY	54	41	13	24.1%
FEX01	FEDERAL EXPRESS CORP POB 727	44	39	5	11.4%
FED01	FEDERAL EXPRESS GROUND	19	18	1	5.3%
384	FEDERATED MUTUAL INSURANCE COMPANY	59	46	13	22.0%
385	FEDERATED RURAL ELECTRIC INSURANCE EXCH	1	0	1	100.0%
FIS01	FOOD INDUSTRY SELF INS FUND OF NM	354	296	58	16.4%
FMM01	FREEPOR-T-MCMORAN CORP	30	26	4	13.3%
50408	GENERAL ELECTRIC COMPANY	3	3	0	0.0%
54044	GROUP ONE THOUSAND ONE, LLC	2	2	0	0.0%
58707	HARTFORD FINANCIAL SERVICES GROUP INC	454	359	95	20.9%
HEA01	HEALTHSOUTH REHAB CORP	7	5	2	28.6%
HON01	HONEYWELL INC, RISK MGMT AB3-D	1	0	1	100.0%
51160	INTACT FINANCIAL CORPORATION	7	4	3	42.9%
ITL01	INTEL CORPORATION	25	25	0	0.0%
51391	JAMESTOWN HOLDINGS CORP.	1	1	0	0.0%
KIE01	KIEWIT CONSTRUCTION GROUP INC	1	1	0	0.0%
51114	LIBERTY MUTUAL HOLDING COMPANY INC.	446	362	84	18.8%
<b>12 Quarter Total</b>		<b>12,168</b>	<b>9,903</b>	<b>2,265</b>	<b>18.6%</b>



**3<sup>rd</sup> QUARTER CY 2021**  
 New Mexico Workers' Compensation Administration

**12 QUARTER LEGAL ACTIVITY REPORT (CONT.)**

Carrier ID	Carrier Name	Total	No Legal Activity	Legal Activity	% Legal Activity
50177	LOEWS CORPORATION	114	79	35	30.7%
LAN01	LOS ALAMOS LABS	36	30	6	16.7%
MAC01	MACYS INC	1	0	1	100.0%
11387	MAINE EMPLOYERS MUTUAL INSURANCE COMPANY	1	1	0	0.0%
58405	MARKEL CORPORATION	55	46	9	16.4%
MTT01	MARRIOTT INTERNATIONAL INC	2	2	0	0.0%
MCA01	MECH CONTRACTORS ASSOC OF NM	8	8	0	0.0%
52662	MS&AD INSURANCE GROUP HOLDINGS, INC.	1	0	1	100.0%
HCW01	N M HEALTHCARE W C GROUP	29	24	5	17.2%
PSI01	N M PUBLIC SCHOOLS	526	454	72	13.7%
RUR01	N M RURAL ELECTRIC COOP ASSOC	21	19	2	9.5%
SIF01	N M SELF INSURERS FUND	93	83	10	10.8%
02358	NATIONWIDE MUTUAL INSURANCE COMPANY	1	1	0	0.0%
2358	NATIONWIDE MUTUAL INSURANCE COMPANY	26	19	7	26.9%
CIA01	NEW MEXICO ASSN. OF COUNTIES	403	325	78	19.4%
HWG01	NEW MEXICO HOSPITAL WORK COMP GROUP	76	69	7	9.2%
11527	NEW MEXICO MUTUAL CASUALTY COMPANY	2,211	1,738	473	21.4%
AGC01	NM BUILDING BRANCH AGC	17	13	4	23.5%
2381	OHIO FARMERS INSURANCE COMPANY	5	4	1	20.0%
58439	OLD REPUBLIC INTERNATIONAL CORPORATION	217	160	57	26.3%
PWC01	PINNACLE WEST CAPITAL CORP	9	8	1	11.1%
PRE01	PRESBYTERIAN HEALTHCARE SERVICES	160	142	18	11.3%
59716	PROSIGHT GLOBAL HOLDINGS LTD	1	1	0	0.0%
58332	PROTECTIVE INSURANCE CORPORATION	25	17	8	32.0%
85434	QBE INSURANCE GROUP LIMITED	24	21	3	12.5%
QCI01	QWEST COMMUNICATIONS INTERNATIONAL	1	0	1	100.0%
RYD01	RYDER SYSTEMS INC	2	1	1	50.0%
SJR01	SAN JUAN REGIONAL MEDICAL CENTER	52	49	3	5.8%
SAN01	SANDIA CORPORATION	36	34	2	5.6%
58466	SELECTIVE INSURANCE GROUP INC	10	6	4	40.0%
2466	SENTRY INSURANCE A MUTUAL COMPANY	72	61	11	15.3%
<b>12 Quarter Total</b>		<b>12,168</b>	<b>9,903</b>	<b>2,265</b>	<b>18.6%</b>

**3<sup>rd</sup> QUARTER CY 2021**  
 New Mexico Workers' Compensation Administration

**12 QUARTER LEGAL ACTIVITY REPORT (CONT.)**

Carrier ID	Carrier Name	Total	No Legal Activity	Legal Activity	% Legal Activity
46834	SERVICE INSURANCE HOLDINGS, INC	11	9	2	18.2%
52641	SOMPO HOLDINGS INC	19	16	3	15.8%
55404	STARR INTERNATIONAL COMPANY, INC.	119	104	15	12.6%
2479	STATE FARM MUTUAL AUTOMOBILE INS CO	22	18	4	18.2%
SNM01	STATE OF NEW MEXICO RISK MGMT DIVISION	523	440	83	15.9%
TAR01	TARGET STORES/DAYTON HUDSON	14	12	2	14.3%
58505	THE HANOVER INSURANCE GROUP, INC.	23	16	7	30.4%
KRO01	THE KROGER CO.	62	50	12	19.4%
58633	TOKIO MARINE HOLDINGS, INC.	194	164	30	15.5%
58470	TRAVELERS COMPANIES, INC.	616	485	131	21.3%
58496	W. R. BERKLEY CORPORATION	117	74	43	36.8%
46966	WESTAIM HIIG LP	1	1	0	0.0%
WES01	WESTERN REFINING	12	7	5	41.7%
50457	ZURICH INSURANCE GROUP LTD	589	496	93	15.8%
<b>12 Quarter Total</b>		<b>12,168</b>	<b>9,903</b>	<b>2,265</b>	<b>18.6%</b>