



STATE OF NEW MEXICO
Workers' Compensation
Administration

2nd QUARTER CY 2021
INSURER SCORECARD

CONTENTS

SCORECARD PROCESS AND NOTES1

LATE FILING FROI TREND – 12 QTRS: First Report of Injury or Illness2

LATE FILING FROI ITEMIZED: First Report of Injury or Illness – Q2 (CONT.)3

LATE FILING FROI ITEMIZED: First Report of Injury or Illness – Q2 (CONT.)4

LATE FILING FROI ITEMIZED: First Report of Injury or Illness – Q2 (CONT.)5

LATE PAYMENT OF INITIAL BENEFITS TREND – 12 QTRS6

LATE PAYMENT OF INITIAL BENEFITS ITEMIZED – Q2 (CONT.)7

LATE PAYMENT OF INITIAL BENEFITS ITEMIZED – Q2 (CONT.)8

LATE PAYMENT OF INITIAL BENEFITS ITEMIZED – Q2 (CONT.)9

LATE FILING SROI TREND – 12 QTRS: Subsequent Report of Injury.....10

LATE FILING SROI ITEMIZED – Q2: Subsequent Report of Injury (CONT.)11

LATE FILING SROI ITEMIZED – Q2: Subsequent Report of Injury (CONT.)12

LATE FILING SROI ITEMIZED – Q2: Subsequent Report of Injury (CONT.)13

12 QUARTER LEGAL ACTIVITY REPORT.....14

12 QUARTER LEGAL ACTIVITY REPORT (CONT.).....15

12 QUARTER LEGAL ACTIVITY REPORT (CONT.).....16

12 QUARTER LEGAL ACTIVITY REPORT (CONT.).....17

****The New Mexico Workers' Compensation Administration relies on carriers to accurately report their data to the agency. Carrier submissions are subject to computer edits and review by WCA staff. However, the data used in this report remains unaltered by the WCA. As such, data reporting errors can occur and may result in skewed scorecard results.**

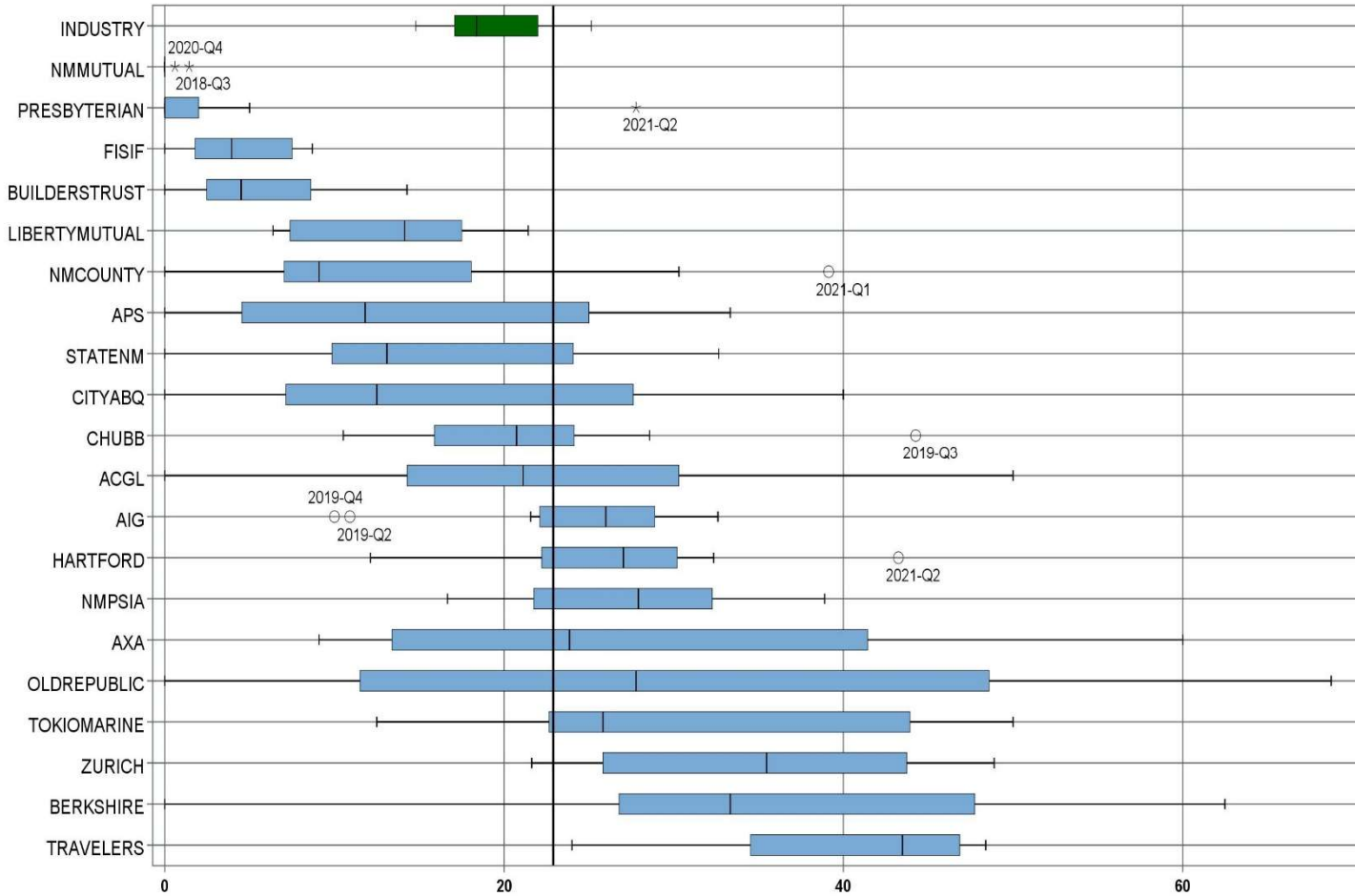
Produced by the Economic Research & Policy Bureau
Richard Adu-Asamoah, Bureau Chief
Ruili Yan, Economist

SCORECARD PROCESS AND NOTES

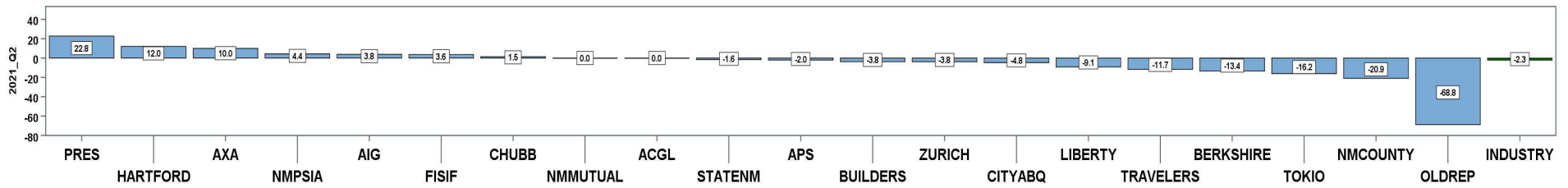
- ❖ Carriers are grouped by the uppermost parent company identified by AM Best Corporation, rather than by the NM WCA-assigned carrier number.
- ❖ The graphic information presented on the first page of each section is based on the 20 entities with the highest volume of indemnity SROI reports submitted for the preceding 12 quarters, rather than the same fixed 20 entities. The process will automatically “phase-out” companies that cease doing business in New Mexico, and “phase-in” companies that increase volume or become active, as needed.
- ❖ Each quarter is presented as a stand-alone quarter which only includes data for that quarter. Additionally, a summary report for the year is prepared alongside Q4 to give reporters the whole picture of the year.
- ❖ The detailed listing of reporting results is listed alphabetically, rather than by Z-score.

2nd QUARTER CY 2021
New Mexico Workers' Compensation Administration

LATE FILING FROI TREND – 12 QTRS: First Report of Injury or Illness



Q2 CY 2021 Claim Summary		
Carrier Name	No.	% Late
ACGL	8	50
AIG	59	29
APS	11	9
AXA	5	60
BERKSHIRE	14	43
BUILDERSTRUST	38	11
CHUBB LIMITED	43	23
CITYABQ	7	29
FISIF	28	4
HARTFORD	37	43
LIBERTYMUTUAL	15	7
NMCOUNTY	22	18
NMMUTUAL	142	0
NMPSIA	38	21
OLDREPUBLIC	5	0
PRESBYTERIAN	18	28
STATENM	34	29
TOKIO MARINE	8	25
TRAVELERS	25	24
ZURICH	51	45
Industry Average	747	22.9%



2nd QUARTER CY 2021
 New Mexico Workers' Compensation Administration

LATE FILING FROI ITEMIZED: First Report of Injury or Illness – Q2 (CONT.)

Carrier ID	Carrier Name	Number of ttd-ptd claims	Number Late	Late Ratio	Expected	Z-Score	Z > 2
ABF01	ABF FREIGHT SYSTEM INC	2	1	50.0%	0		
H2O01	ABQ/BERNCO WATER UTILITY AUTHORITY	3	0	0.0%	1		
468	ACUITY A MUTUAL INS COMPANY	4	0	0.0%	1		
APS01	ALBUQUERQUE PUBLIC SCHOOLS	11	1	9.1%	3	-0.95	
58317	AMERICAN FINANCIAL GROUP, INC	1	0	0.0%	0		
58702	AMERICAN INTERNATIONAL GROUP, INC	59	17	28.8%	14	0.41	
6087	AMERICAN NATIONAL INSURANCE COMPANY	1	0	0.0%	0		
58459	ARCH CAPITAL GROUP LTD.	8	4	50.0%	2		
58448	ARGO GROUP INTERNATIONAL HOLDINGS, LTD	7	7	100.0%	2		
85085	AXA S.A.	5	3	60.0%	1		
58334	BERKSHIRE HATHAWAY INC	14	6	42.9%	3	1.38	
60081	BLUE CROSS BLUE SHIELD OF MI MUTUAL INS	3	1	33.3%	1		
221	BROTHERHOOD MUTUAL INSURANCE COMPANY	1	0	0.0%	0		
BTR01	BUILDERS TRUST	38	4	10.5%	9	-0.85	
85512	CHANDLER INSURANCE COMPANY, LTD.	3	0	0.0%	1		
CHR01	CHRISTUS ST VINCENT HOSPITAL	1	1	100.0%	0		
58303	CHUBB LIMITED	43	10	23.3%	10	0.03	
58704	CINCINNATI FINANCIAL CORPORATION	1	1	100.0%	0		
ABQ01	CITY OF ALBUQUERQUE	7	2	28.6%	2		
CAR01	CITY OF CARLSBAD	2	0	0.0%	0		
FAR01	CITY OF FARMINGTON	2	0	0.0%	0		
CLC01	CITY OF LAS CRUCES	1	0	0.0%	0		
CSF01	CITY OF SANTA FE	1	0	0.0%	0		
44179	COPPERPOINT MUTUAL INSURANCE HOLDING CO	2	1	50.0%	0		
COS01	COSTCO WHOLESALE	1	0	0.0%	0		
318	DONEGAL MUTUAL INSURANCE COMPANY	4	1	25.0%	1		
51243	EMPLOYERS HOLDINGS, INC.	6	3	50.0%	1		
58455	EVEREST RE GROUP LTD	6	1	16.7%	1		
44385	EVERGREEN PARENT, L.P.	3	2	66.7%	1		
58364	FAIRFAX FINANCIAL HOLDINGS LIMITED	3	0	0.0%	1		
52562	FARM BUREAU MUTUAL HOLDING COMPANY	7	3	42.9%	2		
Total		747	171	22.9%			

2nd QUARTER CY 2021
 New Mexico Workers' Compensation Administration

LATE FILING FROI ITEMIZED: First Report of Injury or Illness – Q2 (CONT.)

Carrier ID	Carrier Name	Number of ttd-ptd claims	Number Late	Late Ratio	Expected	Z-Score	Z > 2
FEX01	FEDERAL EXPRESS CORP POB 727	1	0	0.0%	0		
384	FEDERATED MUTUAL INSURANCE COMPANY	4	0	0.0%	1		
FIS01	FOOD INDUSTRY SELF INS FUND OF NM	28	1	3.6%	6	-1.34	
FMM01	FREERPORT-MCMORAN CORP	4	0	0.0%	1		
58707	HARTFORD FINANCIAL SERVICES GROUP INC	37	16	43.2%	8	1.41	
ITL01	INTEL CORPORATION	2	1	50.0%	0		
51114	LIBERTY MUTUAL HOLDING COMPANY INC.	15	1	6.7%	3	-1.12	
50177	LOEWS CORPORATION	4	4	100.0%	1		
LAN01	LOS ALAMOS LABS	4	0	0.0%	1		
58405	MARKEL CORPORATION	5	3	60.0%	1		
HCW01	N M HEALTHCARE W C GROUP	2	0	0.0%	0		
PSI01	N M PUBLIC SCHOOLS	38	8	21.1%	9	-0.13	
RUR01	N M RURAL ELECTRIC COOP ASSOC	3	0	0.0%	1		
2358	NATIONWIDE MUTUAL INSURANCE COMPANY	3	3	100.0%	1		
CIA01	NEW MEXICO ASSN. OF COUNTIES	22	4	18.2%	5	-0.33	
HWG01	NEW MEXICO HOSPITAL WORK COMP GROUP	7	0	0.0%	2		
11527	NEW MEXICO MUTUAL CASUALTY COMPANY	142	0	0.0%	33	-1.58	
58439	OLD REPUBLIC INTERNATIONAL CORPORATION	5	0	0.0%	1		
PWC01	PINNACLE WEST CAPITAL CORP	1	1	100.0%	0		
PRE01	PRESBYTERIAN HEALTHCARE SERVICES	18	5	27.8%	4	0.34	
58332	PROTECTIVE INSURANCE CORPORATION	4	1	25.0%	1		
85434	QBE INSURANCE GROUP LIMITED	1	0	0.0%	0		
SJR01	SAN JUAN REGIONAL MEDICAL CENTER	5	3	60.0%	1		
SAN01	SANDIA CORPORATION	1	0	0.0%	0		
2466	SENTRY INSURANCE A MUTUAL COMPANY	1	0	0.0%	0		
46834	SERVICE INSURANCE HOLDINGS, INC	2	1	50.0%	0		
52641	SOMPO HOLDINGS INC	1	0	0.0%	0		
55404	STARR INTERNATIONAL COMPANY, INC.	9	3	33.3%	2		
2479	STATE FARM MUTUAL AUTOMOBILE INS CO	2	0	0.0%	0		
SNM01	STATE OF NEW MEXICO RISK MGMT DIVISION	34	10	29.4%	8	0.45	
58505	THE HANOVER INSURANCE GROUP, INC.	2	2	100.0%	0		
Total		747	171	22.9%			

2nd QUARTER CY 2021
 New Mexico Workers' Compensation Administration

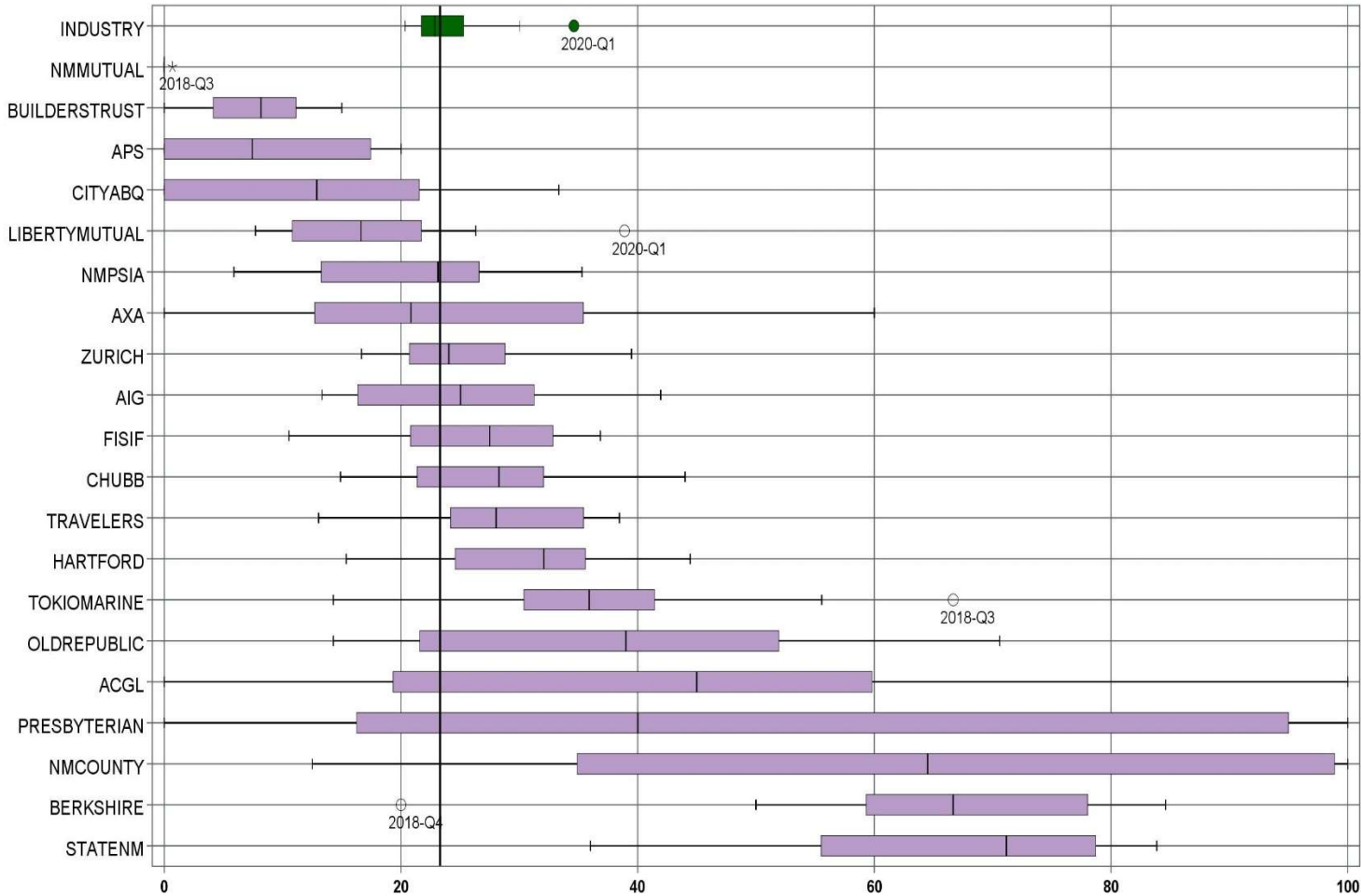
LATE FILING FROI ITEMIZED: First Report of Injury or Illness – Q2 (CONT.)

Carrier ID	Carrier Name	Number of ttd-ptd claims	Number Late	Late Ratio	Expected	Z-Score	Z > 2
KRO01	THE KROGER CO.	1	1	100.0%	0		
58633	TOKIO MARINE HOLDINGS, INC.	8	2	25.0%	2		
58470	TRAVELERS COMPANIES, INC.	25	6	24.0%	6	0.08	
58496	W. R. BERKLEY CORPORATION	5	3	60.0%	1		
50457	ZURICH INSURANCE GROUP LTD	51	23	45.1%	12	1.53	

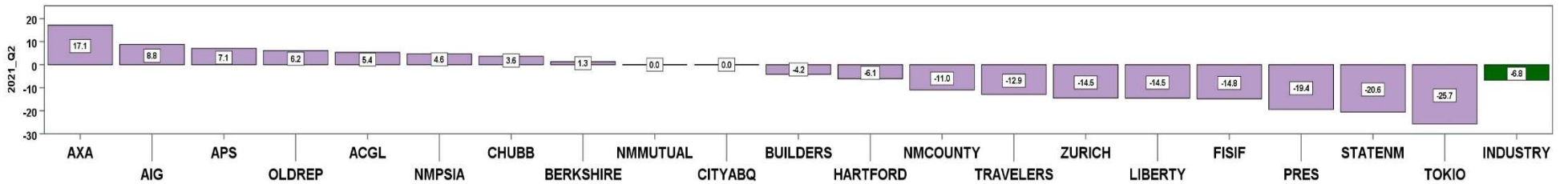
Total		747	171	22.9%			
--------------	--	------------	------------	--------------	--	--	--

2nd QUARTER CY 2021
New Mexico Workers' Compensation Administration

LATE PAYMENT OF INITIAL BENEFITS TREND – 12 QTRS



Q2 CY 2021 Claim Summary		
Carrier Name	No.	% Late
ACGL	8	63
AIG	46	39
APS	11	18
AXA	5	60
BERKSHIRE	13	85
BUILDERSTRUST	37	11
CHUBB LIMITED	39	31
CITYABQ	7	0
FISIF	27	19
HARTFORD	34	32
LIBERTYMUTUAL	13	8
NMCOUNTY	21	24
NMMUTUAL	136	0
NMPSIA	38	11
OLDREPUBLIC	5	60
PRESBYTERIAN	17	71
STATENM	26	62
TOKIO MARINE	7	14
TRAVELERS	23	13
ZURICH	48	25
Industry Average	675	23.3%



LATE PAYMENT OF INITIAL BENEFITS ITEMIZED – Q2 (CONT.)

Carrier ID	Carrier Name	Number of ttd-ptd claims	Number Late	Late Ratio	Expected	Z-Score	Z > 2
ABF01	ABF FREIGHT SYSTEM INC	2	1	50.0%	0		
H2001	ABQ/BERNCO WATER UTILITY AUTHORITY	3	0	0.0%	1		
468	ACUITY A MUTUAL INS COMPANY	3	2	66.7%	1		
APS01	ALBUQUERQUE PUBLIC SCHOOLS	11	2	18.2%	3	-0.21	
58317	AMERICAN FINANCIAL GROUP, INC	1	0	0.0%	0		
58702	AMERICAN INTERNATIONAL GROUP, INC	46	18	39.1%	11	0.64	
58459	ARCH CAPITAL GROUP LTD.	8	5	62.5%	2		
58448	ARGO GROUP INTERNATIONAL HOLDINGS, LTD	5	0	0.0%	1		
85085	AXA S.A.	5	3	60.0%	1		
58334	BERKSHIRE HATHAWAY INC	13	11	84.6%	3	2.49	*****
60081	BLUE CROSS BLUE SHIELD OF MI MUTUAL INS	3	0	0.0%	1		
221	BROTHERHOOD MUTUAL INSURANCE COMPANY	1	0	0.0%	0		
BTR01	BUILDERS TRUST	37	4	10.8%	9	-0.51	
85512	CHANDLER INSURANCE COMPANY, LTD.	3	1	33.3%	1		
CHR01	CHRISTUS ST VINCENT HOSPITAL	1	1	100.0%	0		
58303	CHUBB LIMITED	39	12	30.8%	9	0.31	
58704	CINCINNATI FINANCIAL CORPORATION	1	1	100.0%	0		
ABQ01	CITY OF ALBUQUERQUE	7	0	0.0%	2		
CAR01	CITY OF CARLSBAD	2	0	0.0%	0		
FAR01	CITY OF FARMINGTON	2	0	0.0%	0		
CLC01	CITY OF LAS CRUCES	1	0	0.0%	0		
CSF01	CITY OF SANTA FE	1	0	0.0%	0		
44179	COPPERPOINT MUTUAL INSURANCE HOLDING CO	2	0	0.0%	0		
COS01	COSTCO WHOLESALE	1	0	0.0%	0		
318	DONEGAL MUTUAL INSURANCE COMPANY	3	1	33.3%	1		
51243	EMPLOYERS HOLDINGS, INC.	4	1	25.0%	1		
58455	EVEREST RE GROUP LTD	6	1	16.7%	1		
44385	EVERGREEN PARENT, L.P.	3	3	100.0%	1		
58364	FAIRFAX FINANCIAL HOLDINGS LIMITED	1	0	0.0%	0		
52562	FARM BUREAU MUTUAL HOLDING COMPANY	6	1	16.7%	1		
Total		675	157	23.3%			

2nd QUARTER CY 2021
 New Mexico Workers' Compensation Administration

LATE PAYMENT OF INITIAL BENEFITS ITEMIZED – Q2 (CONT.)

Carrier ID	Carrier Name	Number of ttd-ptd claims	Number Late	Late Ratio	Expected	Z-Score	Z > 2
FEX01	FEDERAL EXPRESS CORP POB 727	1	0	0.0%	0		
384	FEDERATED MUTUAL INSURANCE COMPANY	3	0	0.0%	1		
FIS01	FOOD INDUSTRY SELF INS FUND OF NM	27	5	18.5%	6	-0.19	
FMM01	FREEMPORT-MCMORAN CORP	4	0	0.0%	1		
58707	HARTFORD FINANCIAL SERVICES GROUP INC	34	11	32.4%	8	0.37	
ITL01	INTEL CORPORATION	1	0	0.0%	0		
51114	LIBERTY MUTUAL HOLDING COMPANY INC.	13	1	7.7%	3	-0.63	
50177	LOEWS CORPORATION	2	2	100.0%	0		
LAN01	LOS ALAMOS LABS	4	0	0.0%	1		
58405	MARKEL CORPORATION	4	4	100.0%	1		
HCW01	N M HEALTHCARE W C GROUP	2	0	0.0%	0		
PSI01	N M PUBLIC SCHOOLS	38	4	10.5%	9	-0.52	
RUR01	N M RURAL ELECTRIC COOP ASSOC	3	1	33.3%	1		
2358	NATIONWIDE MUTUAL INSURANCE COMPANY	3	1	33.3%	1		
CIA01	NEW MEXICO ASSN. OF COUNTIES	21	5	23.8%	5	0.02	
HWG01	NEW MEXICO HOSPITAL WORK COMP GROUP	6	1	16.7%	1		
11527	NEW MEXICO MUTUAL CASUALTY COMPANY	136	0	0.0%	32	-0.95	
58439	OLD REPUBLIC INTERNATIONAL CORPORATION	5	3	60.0%	1		
PRE01	PRESBYTERIAN HEALTHCARE SERVICES	17	12	70.6%	4	1.92	
58332	PROTECTIVE INSURANCE CORPORATION	3	0	0.0%	1		
85434	QBE INSURANCE GROUP LIMITED	1	0	0.0%	0		
SJR01	SAN JUAN REGIONAL MEDICAL CENTER	4	2	50.0%	1		
SAN01	SANDIA CORPORATION	1	0	0.0%	0		
2466	SENTRY INSURANCE A MUTUAL COMPANY	1	0	0.0%	0		
46834	SERVICE INSURANCE HOLDINGS, INC	1	0	0.0%	0		
52641	SOMPO HOLDINGS INC	1	0	0.0%	0		
55404	STARR INTERNATIONAL COMPANY, INC.	6	1	16.7%	1		
2479	STATE FARM MUTUAL AUTOMOBILE INS CO	2	0	0.0%	0		
SNM01	STATE OF NEW MEXICO RISK MGMT DIVISION	26	16	61.5%	6	1.56	
58505	THE HANOVER INSURANCE GROUP, INC.	2	2	100.0%	0		
Total		675	157	23.3%			

2nd QUARTER CY 2021
 New Mexico Workers' Compensation Administration

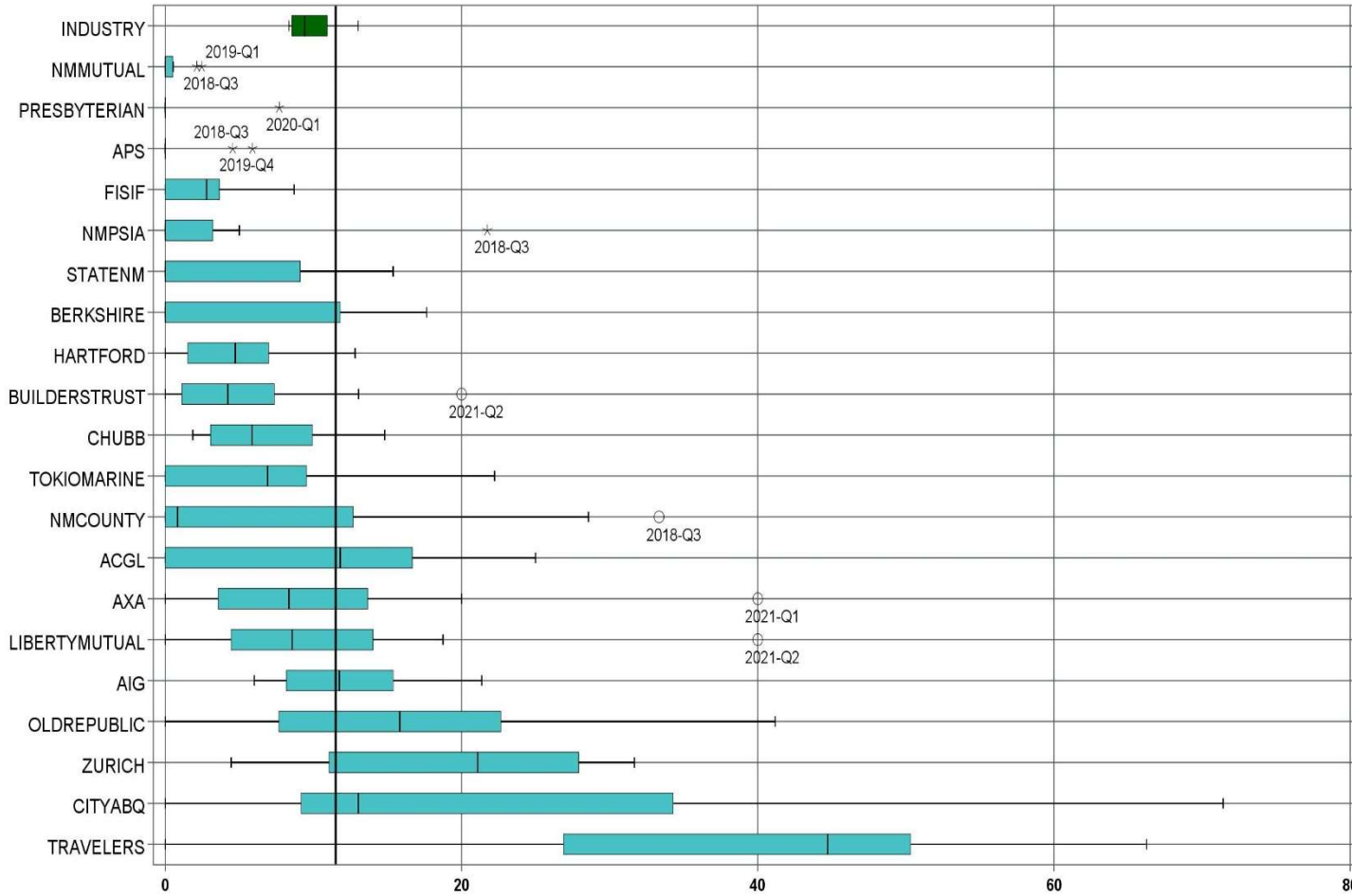
LATE PAYMENT OF INITIAL BENEFITS ITEMIZED – Q2 (CONT.)

Carrier ID	Carrier Name	Number of ttd-ptd claims	Number Late	Late Ratio	Expected	Z-Score	Z > 2
KRO01	THE KROGER CO.	1	1	100.0%	0		
58633	TOKIO MARINE HOLDINGS, INC.	7	1	14.3%	2		
58470	TRAVELERS COMPANIES, INC.	23	3	13.0%	5	-0.42	
58496	W. R. BERKLEY CORPORATION	3	1	33.3%	1		
50457	ZURICH INSURANCE GROUP LTD	48	12	25.0%	11	0.07	

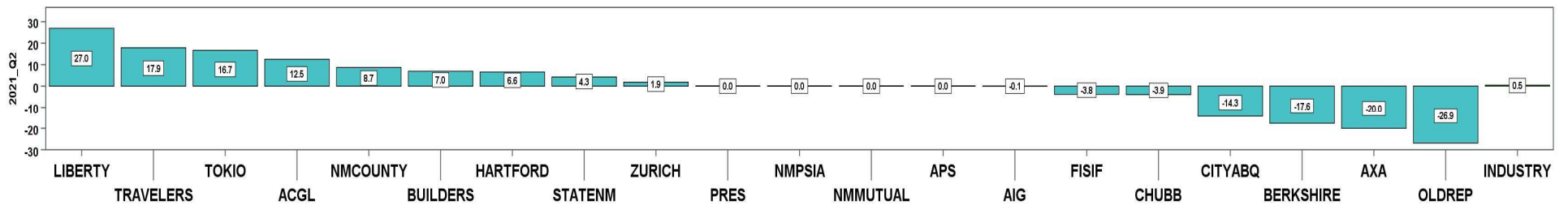
Total		675	157	23.3%			
--------------	--	------------	------------	--------------	--	--	--

2nd QUARTER CY 2021
New Mexico Workers' Compensation Administration

LATE FILING SROI TREND – 12 QTRS: Subsequent Report of Injury



Q2 CY 2021 Claim Summary		
Carrier Name	No.	% Late
ACGL	8	25
AIG	64	8
APS	11	0
AXA	5	20
BERKSHIRE	14	0
BUILDERSTRUST	40	20
CHUBB LIMITED	46	11
CITYABQ	7	57
FISIF	30	3
HARTFORD	39	13
LIBERTYMUTUAL	15	40
NMCOUNTY	23	9
NMMUTUAL	143	0
NMPSIA	38	0
OLDREPUBLIC	7	14
PRESBYTERIAN	21	0
STATENM	34	9
TOKIO MARINE	9	22
TRAVELERS	28	18
ZURICH	60	32
Industry Average	798	11.5%



2nd QUARTER CY 2021
 New Mexico Workers' Compensation Administration

LATE FILING SROI ITEMIZED – Q2: Subsequent Report of Injury (CONT.)

Carrier ID	Carrier Name	Number of ttd-ptd claims	Number Late	Late Ratio	Expected	Z-Score	Z > 2
ABF01	ABF FREIGHT SYSTEM INC	2	0	0.0%	0		
H2001	ABQ/BERNCO WATER UTILITY AUTHORITY	3	0	0.0%	0		
468	ACUITY A MUTUAL INS COMPANY	4	0	0.0%	0		
APS01	ALBUQUERQUE PUBLIC SCHOOLS	11	0	0.0%	1	-0.95	
ALL01	ALLSUP ENTERPRISES INC	1	0	0.0%	0		
58317	AMERICAN FINANCIAL GROUP, INC	1	0	0.0%	0		
58702	AMERICAN INTERNATIONAL GROUP, INC	64	5	7.8%	7	-0.30	
6087	AMERICAN NATIONAL INSURANCE COMPANY	1	0	0.0%	0		
58459	ARCH CAPITAL GROUP LTD.	8	2	25.0%	1		
58448	ARGO GROUP INTERNATIONAL HOLDINGS, LTD	8	5	62.5%	1		
85085	AXA S.A.	5	1	20.0%	1		
58334	BERKSHIRE HATHAWAY INC	14	0	0.0%	2	-0.95	
60081	BLUE CROSS BLUE SHIELD OF MI MUTUAL INS	3	1	33.3%	0		
221	BROTHERHOOD MUTUAL INSURANCE COMPANY	3	1	33.3%	0		
BTR01	BUILDERS TRUST	40	8	20.0%	5	0.69	
85512	CHANDLER INSURANCE COMPANY, LTD.	3	0	0.0%	0		
CHR01	CHRISTUS ST VINCENT HOSPITAL	1	1	100.0%	0		
58303	CHUBB LIMITED	46	5	10.9%	5	-0.05	
58704	CINCINNATI FINANCIAL CORPORATION	5	0	0.0%	1		
ABQ01	CITY OF ALBUQUERQUE	7	4	57.1%	1		
CAR01	CITY OF CARLSBAD	2	0	0.0%	0		
FAR01	CITY OF FARMINGTON	2	0	0.0%	0		
CLC01	CITY OF LAS CRUCES	1	0	0.0%	0		
CSF01	CITY OF SANTA FE	1	0	0.0%	0		
44179	COPPERPOINT MUTUAL INSURANCE HOLDING CO	2	1	50.0%	0		
COS01	COSTCO WHOLESALE	1	0	0.0%	0		
318	DONEGAL MUTUAL INSURANCE COMPANY	5	1	20.0%	1		
51243	EMPLOYERS HOLDINGS, INC.	6	0	0.0%	1		
58455	EVEREST RE GROUP LTD	6	0	0.0%	1		
44385	EVERGREEN PARENT, L.P.	3	1	33.3%	0		
58364	FAIRFAX FINANCIAL HOLDINGS LIMITED	3	0	0.0%	0		
Total		798	92	11.5%			

2nd QUARTER CY 2021
 New Mexico Workers' Compensation Administration

LATE FILING SROI ITEMIZED – Q2: Subsequent Report of Injury (CONT.)

Carrier ID	Carrier Name	Number of ttd-ptd claims	Number Late	Late Ratio	Expected	Z-Score	Z > 2
52562	FARM BUREAU MUTUAL HOLDING COMPANY	8	5	62.5%	1		
FEX01	FEDERAL EXPRESS CORP POB 727	1	0	0.0%	0		
384	FEDERATED MUTUAL INSURANCE COMPANY	4	0	0.0%	0		
FIS01	FOOD INDUSTRY SELF INS FUND OF NM	30	1	3.3%	3	-0.67	
FMM01	FREEPART-MCMORAN CORP	4	0	0.0%	0		
58707	HARTFORD FINANCIAL SERVICES GROUP INC	39	5	12.8%	4	0.11	
ITL01	INTEL CORPORATION	2	0	0.0%	0		
51114	LIBERTY MUTUAL HOLDING COMPANY INC.	15	6	40.0%	2	2.33	*****
50177	LOEWS CORPORATION	5	2	40.0%	1		
LAN01	LOS ALAMOS LABS	4	0	0.0%	0		
58405	MARKEL CORPORATION	5	0	0.0%	1		
HCW01	N M HEALTHCARE W C GROUP	4	0	0.0%	0		
PSI01	N M PUBLIC SCHOOLS	38	0	0.0%	4	-0.95	
RUR01	N M RURAL ELECTRIC COOP ASSOC	3	0	0.0%	0		
2358	NATIONWIDE MUTUAL INSURANCE COMPANY	3	1	33.3%	0		
CIA01	NEW MEXICO ASSN. OF COUNTIES	23	2	8.7%	3	-0.23	
HWG01	NEW MEXICO HOSPITAL WORK COMP GROUP	7	0	0.0%	1		
11527	NEW MEXICO MUTUAL CASUALTY COMPANY	143	0	0.0%	16	-0.95	
58439	OLD REPUBLIC INTERNATIONAL CORPORATION	7	1	14.3%	1		
PWC01	PINNACLE WEST CAPITAL CORP	1	1	100.0%	0		
PRE01	PRESBYTERIAN HEALTHCARE SERVICES	21	0	0.0%	2	-0.95	
58332	PROTECTIVE INSURANCE CORPORATION	4	1	25.0%	0		
85434	QBE INSURANCE GROUP LIMITED	1	0	0.0%	0		
SJR01	SAN JUAN REGIONAL MEDICAL CENTER	5	0	0.0%	1		
SAN01	SANDIA CORPORATION	2	0	0.0%	0		
2466	SENTRY INSURANCE A MUTUAL COMPANY	2	0	0.0%	0		
46834	SERVICE INSURANCE HOLDINGS, INC	2	0	0.0%	0		
52641	SOMPO HOLDINGS INC	1	0	0.0%	0		
55404	STARR INTERNATIONAL COMPANY, INC.	9	0	0.0%	1		
2479	STATE FARM MUTUAL AUTOMOBILE INS CO	3	0	0.0%	0		
SNM01	STATE OF NEW MEXICO RISK MGMT DIVISION	34	3	8.8%	4	-0.22	
Total		798	92	11.5%			

2nd QUARTER CY 2021
 New Mexico Workers' Compensation Administration

LATE FILING SROI ITEMIZED – Q2: Subsequent Report of Injury (CONT.)

Carrier ID	Carrier Name	Number of ttd-ptd claims	Number Late	Late Ratio	Expected	Z-Score	Z > 2
TAR01	TARGET STORES/DAYTON HUDSON	1	0	0.0%	0		
58505	THE HANOVER INSURANCE GROUP, INC.	2	1	50.0%	0		
KRO01	THE KROGER CO.	1	1	100.0%	0		
58633	TOKIO MARINE HOLDINGS, INC.	9	2	22.2%	1		
58470	TRAVELERS COMPANIES, INC.	28	5	17.9%	3	0.52	
58496	W. R. BERKLEY CORPORATION	5	0	0.0%	1		
50457	ZURICH INSURANCE GROUP LTD	60	19	31.7%	7	1.65	

Total		798	92	11.5%			
--------------	--	------------	-----------	--------------	--	--	--

2nd QUARTER CY 2021
New Mexico Workers' Compensation Administration

12 QUARTER LEGAL ACTIVITY REPORT

Carrier ID	Carrier Name	Total	No Legal Activity	Legal Activity	% Legal Activity
ABF01	ABF FREIGHT SYSTEM INC	25	21	4	16.0%
H2001	ABQ/BERNCO WATER UTILITY AUTHORITY	15	12	3	20.0%
33652	ACCIDENT INSURANCE COMPANY, INC. HOLDING CO	1	1	0	0.0%
468	ACUITY A MUTUAL INS COMPANY	25	23	2	8.0%
APS01	ALBUQUERQUE PUBLIC SCHOOLS	143	125	18	12.6%
85449	ALLIANZ SE	2	1	1	50.0%
ALL01	ALLSUP ENTERPRISES INC	38	29	9	23.7%
86794	AMERICAN CONTRACTORS INSURANCE GROUP LTD	1	0	1	100.0%
58317	AMERICAN FINANCIAL GROUP, INC	20	16	4	20.0%
58702	AMERICAN INTERNATIONAL GROUP, INC	991	836	155	15.6%
6087	AMERICAN NATIONAL INSURANCE COMPANY	7	7	0	0.0%
58459	ARCH CAPITAL GROUP LTD.	156	134	22	14.1%
ASF01	ARCHDIOCESE OF SANTA FE	7	7	0	0.0%
58448	ARGO GROUP INTERNATIONAL HOLDINGS, LTD	82	64	18	22.0%
ABC01	ASSOC BUILDERS & CONTRACTORS	20	15	5	25.0%
85085	AXA S.A.	147	116	31	21.1%
58334	BERKSHIRE HATHAWAY INC	142	122	20	14.1%
46512	BIC HOLDINGS LLC	23	18	5	21.7%
60081	BLUE CROSS BLUE SHIELD OF MI MUTUAL INS	62	50	12	19.4%
221	BROTHERHOOD MUTUAL INSURANCE COMPANY	14	8	6	42.9%
BTR01	BUILDERS TRUST	532	438	94	17.7%
2081	CENTRAL MUTUAL INSURANCE COMPANY	3	2	1	33.3%
85512	CHANDLER INSURANCE COMPANY, LTD.	45	31	14	31.1%
CHE01	CHEVRON USA	2	0	2	100.0%
CHR01	CHRISTUS ST VINCENT HOSPITAL	36	32	4	11.1%
58303	CHUBB LIMITED	841	688	153	18.2%
259	CHURCH MUTUAL INSURANCE COMPANY	13	9	4	30.8%
12205	CIMARRON INSURANCE COMPANY	9	8	1	11.1%
58704	CINCINNATI FINANCIAL CORPORATION	15	8	7	46.7%
ABQ01	CITY OF ALBUQUERQUE	212	172	40	18.9%
CAR01	CITY OF CARLSBAD	18	15	3	16.7%
12 Quarter Total		12,223	9,929	2,294	18.8%

2nd QUARTER CY 2021
 New Mexico Workers' Compensation Administration

12 QUARTER LEGAL ACTIVITY REPORT (CONT.)

Carrier ID	Carrier Name	Total	No Legal Activity	Legal Activity	% Legal Activity
FAR01	CITY OF FARMINGTON	24	21	3	12.5%
CLC01	CITY OF LAS CRUCES	51	46	5	9.8%
CSF01	CITY OF SANTA FE	39	29	10	25.6%
44179	COPPERPOINT MUTUAL INSURANCE HOLDING CO	19	17	2	10.5%
COS01	COSTCO WHOLESALE	27	23	4	14.8%
11130	DAKOTA TRUCK UNDERWRITERS	1	0	1	100.0%
DOL01	DOLLAR GENERAL(DOLGEN CORP)	22	20	2	9.1%
318	DONEGAL MUTUAL INSURANCE COMPANY	74	46	28	37.8%
51243	EMPLOYERS HOLDINGS, INC.	91	71	20	22.0%
2161	EMPLOYERS MUTUAL CASUALTY COMPANY	7	2	5	71.4%
55579	ENSTAR GROUP LIMITED	31	19	12	38.7%
58455	EVEREST RE GROUP LTD	31	28	3	9.7%
44385	EVERGREEN PARENT, L.P.	16	11	5	31.3%
58364	FAIRFAX FINANCIAL HOLDINGS LIMITED	42	24	18	42.9%
52562	FARM BUREAU MUTUAL HOLDING COMPANY	56	44	12	21.4%
FEX01	FEDERAL EXPRESS CORP POB 727	42	38	4	9.5%
FED01	FEDERAL EXPRESS GROUND	16	15	1	6.3%
384	FEDERATED MUTUAL INSURANCE COMPANY	59	45	14	23.7%
385	FEDERATED RURAL ELECTRIC INSURANCE EXCH	1	0	1	100.0%
FIS01	FOOD INDUSTRY SELF INS FUND OF NM	342	286	56	16.4%
59492	FOSUN INTERNATIONAL HOLDINGS LTD	2	2	0	0.0%
46317	FRANK WINSTON CRUM INSURANCE HOLDINGS	1	1	0	0.0%
FMM01	FREEMPORT-MCMORAN CORP	29	25	4	13.8%
50408	GENERAL ELECTRIC COMPANY	2	2	0	0.0%
58707	HARTFORD FINANCIAL SERVICES GROUP INC	460	367	93	20.2%
HEA01	HEALTHSOUTH REHAB CORP	11	8	3	27.3%
HON01	HONEYWELL INC, RISK MGMT AB3-D	1	0	1	100.0%
51160	INTACT FINANCIAL CORPORATION	7	4	3	42.9%
ITL01	INTEL CORPORATION	24	24	0	0.0%
51391	JAMESTOWN HOLDINGS CORP.	1	1	0	0.0%
KIE01	KIEWIT CONSTRUCTION GROUP INC	1	1	0	0.0%
12 Quarter Total		12,223	9,929	2,294	18.8%

2nd QUARTER CY 2021
New Mexico Workers' Compensation Administration

12 QUARTER LEGAL ACTIVITY REPORT (CONT.)

Carrier ID	Carrier Name	Total	No Legal Activity	Legal Activity	% Legal Activity
51114	LIBERTY MUTUAL HOLDING COMPANY INC.	473	392	81	17.1%
50177	LOEWS CORPORATION	110	77	33	30.0%
LAN01	LOS ALAMOS LABS	35	29	6	17.1%
MAC01	MACYS INC	1	0	1	100.0%
11387	MAINE EMPLOYERS MUTUAL INSURANCE COMPANY	1	1	0	0.0%
58405	MARKEL CORPORATION	53	42	11	20.8%
MTT01	MARRIOTT INTERNATIONAL INC	2	2	0	0.0%
MCA01	MECH CONTRACTORS ASSOC OF NM	8	8	0	0.0%
52662	MS&AD INSURANCE GROUP HOLDINGS, INC.	1	0	1	100.0%
HCW01	N M HEALTHCARE W C GROUP	31	28	3	9.7%
PSI01	N M PUBLIC SCHOOLS	523	445	78	14.9%
RUR01	N M RURAL ELECTRIC COOP ASSOC	25	23	2	8.0%
SIF01	N M SELF INSURERS FUND	97	85	12	12.4%
02358	NATIONWIDE MUTUAL INSURANCE COMPANY	1	1	0	0.0%
2358	NATIONWIDE MUTUAL INSURANCE COMPANY	29	21	8	27.6%
CIA01	NEW MEXICO ASSN. OF COUNTIES	369	299	70	19.0%
HWG01	NEW MEXICO HOSPITAL WORK COMP GROUP	73	66	7	9.6%
11527	NEW MEXICO MUTUAL CASUALTY COMPANY	2,281	1,795	486	21.3%
AGC01	NM BUILDING BRANCH AGC	17	14	3	17.6%
2381	OHIO FARMERS INSURANCE COMPANY	4	4	0	0.0%
58439	OLD REPUBLIC INTERNATIONAL CORPORATION	215	157	58	27.0%
PWC01	PINNACLE WEST CAPITAL CORP	8	7	1	12.5%
PRE01	PRESBYTERIAN HEALTHCARE SERVICES	185	163	22	11.9%
59716	PROSIGHT GLOBAL HOLDINGS LTD	1	1	0	0.0%
58332	PROTECTIVE INSURANCE CORPORATION	24	17	7	29.2%
85434	QBE INSURANCE GROUP LIMITED	19	16	3	15.8%
QCI01	QWEST COMMUNICATIONS INTERNATIONAL	1	0	1	100.0%
RYD01	RYDER SYSTEMS INC	2	1	1	50.0%
SJR01	SAN JUAN REGIONAL MEDICAL CENTER	52	49	3	5.8%
SAN01	SANDIA CORPORATION	36	34	2	5.6%
58466	SELECTIVE INSURANCE GROUP INC	9	7	2	22.2%
12 Quarter Total		12,223	9,929	2,294	18.8%

2nd QUARTER CY 2021
 New Mexico Workers' Compensation Administration

12 QUARTER LEGAL ACTIVITY REPORT (CONT.)

Carrier ID	Carrier Name	Total	No Legal Activity	Legal Activity	% Legal Activity
2466	SENTRY INSURANCE A MUTUAL COMPANY	71	59	12	16.9%
46834	SERVICE INSURANCE HOLDINGS, INC	9	7	2	22.2%
52641	SOMPO HOLDINGS INC	16	14	2	12.5%
55404	STARR INTERNATIONAL COMPANY, INC.	113	96	17	15.0%
2479	STATE FARM MUTUAL AUTOMOBILE INS CO	22	18	4	18.2%
SNM01	STATE OF NEW MEXICO RISK MGMT DIVISION	498	423	75	15.1%
TAR01	TARGET STORES/DAYTON HUDSON	13	11	2	15.4%
58505	THE HANOVER INSURANCE GROUP, INC.	23	17	6	26.1%
KRO01	THE KROGER CO.	65	53	12	18.5%
58633	TOKIO MARINE HOLDINGS, INC.	192	160	32	16.7%
58470	TRAVELERS COMPANIES, INC.	617	487	130	21.1%
58496	W. R. BERKLEY CORPORATION	112	68	44	39.3%
46966	WESTAIM HIIG LP	1	1	0	0.0%
WES01	WESTERN REFINING	16	8	8	50.0%
50457	ZURICH INSURANCE GROUP LTD	592	495	97	16.4%
12 Quarter Total		12,223	9,929	2,294	18.8%