



STATE OF NEW MEXICO  
**Workers' Compensation  
 Administration**

**1st QUARTER CY 2021  
 INSURER SCORECARD**

**CONTENTS**

SCORECARD PROCESS AND NOTES .....1

LATE FILING FROI TREND – 12 QTRS: First Report of Injury or Illness .....2

LATE FILING FROI ITEMIZED: First Report of Injury or Illness – Q1 (CONT.) .....3

LATE FILING FROI ITEMIZED: First Report of Injury or Illness – Q1 (CONT.) .....4

LATE FILING FROI ITEMIZED: First Report of Injury or Illness – Q1 (CONT.) .....5

LATE PAYMENT OF INITIAL BENEFITS TREND – 12 QTRS .....6

LATE PAYMENT OF INITIAL BENEFITS ITEMIZED – Q1 (CONT.) .....7

LATE PAYMENT OF INITIAL BENEFITS ITEMIZED – Q1 (CONT.) .....8

LATE PAYMENT OF INITIAL BENEFITS ITEMIZED – Q1 (CONT.) .....9

LATE FILING SROI TREND – 12 QTRS: Subsequent Report of Injury.....10

LATE FILING SROI ITEMIZED – Q1: Subsequent Report of Injury (CONT.) .....11

LATE FILING SROI ITEMIZED – Q1: Subsequent Report of Injury (CONT.) .....12

LATE FILING SROI ITEMIZED – Q1: Subsequent Report of Injury (CONT.) .....13

12 QUARTER LEGAL ACTIVITY REPORT.....14

12 QUARTER LEGAL ACTIVITY REPORT (CONT.) .....15

12 QUARTER LEGAL ACTIVITY REPORT (CONT.) .....16

12 QUARTER LEGAL ACTIVITY REPORT (CONT.) .....17

**\*\*The New Mexico Workers' Compensation Administration relies on carriers to accurately report their data to the agency. Carrier submissions are subject to computer edits and review by WCA staff. However, the data used in this report remains unaltered by the WCA. As such, data reporting errors can occur and may result in skewed scorecard results.**

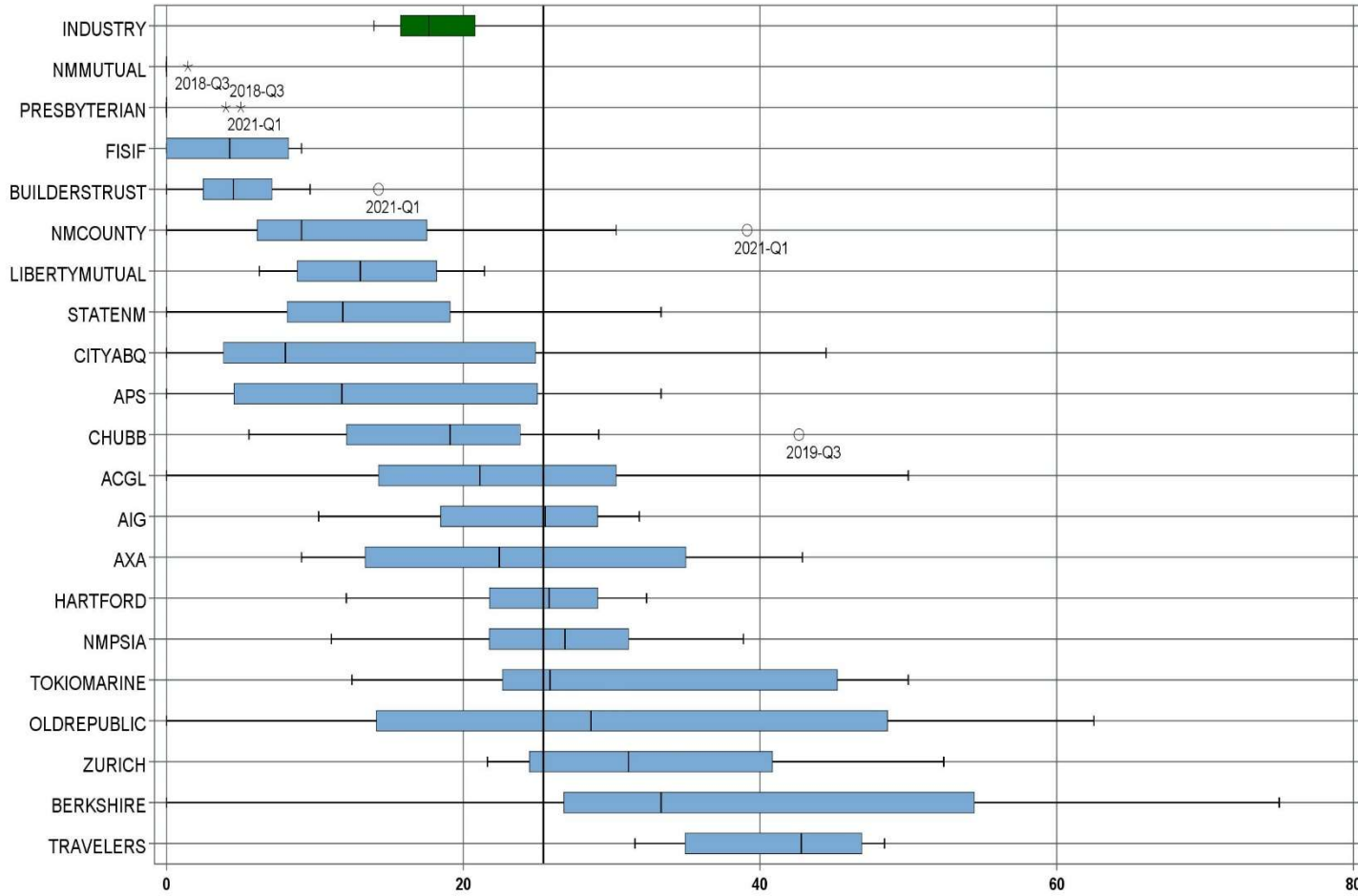
Produced by the Economic Research & Policy Bureau  
 Richard Adu-Asamoah, Bureau Chief  
 Ruili Yan, Economist

## **SCORECARD PROCESS AND NOTES**

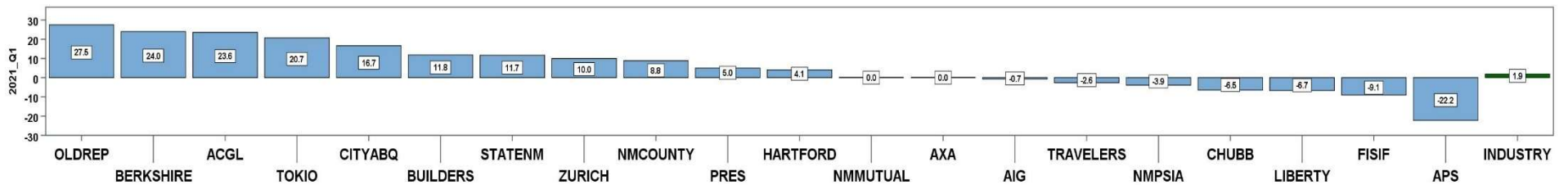
- ❖ Carriers are grouped by the uppermost parent company identified by AM Best Corporation, rather than by the NM WCA-assigned carrier number.
- ❖ The graphic information presented on the first page of each section is based on the 20 entities with the highest volume of indemnity SROI reports submitted for the preceding 12 quarters, rather than the same fixed 20 entities. The process will automatically “phase-out” companies that cease doing business in New Mexico, and “phase-in” companies that increase volume or become active, as needed.
- ❖ Each quarter is presented as a stand-alone quarter which only includes data for that quarter. Additionally, a summary report for the year is prepared alongside Q4 to give reporters the whole picture of the year.
- ❖ The detailed listing of reporting results is listed alphabetically, rather than by Z-score.

**1<sup>st</sup> QUARTER CY 2021**  
New Mexico Workers' Compensation Administration

**LATE FILING FROI TREND – 12 QTRS: First Report of Injury or Illness**



Q1 CY 2021 Claim Summary		
Carrier Name	No.	% Late
ACGL	8	50
AIG	119	26
APS	9	11
AXA	7	43
BERKSHIRE	16	56
BUILDERSTRUST	21	14
CHUBB LIMITED	75	23
CITYABQ	6	33
FISIF	11	0
HARTFORD	30	30
LIBERTYMUTUAL	16	13
NMCOUNTY	23	39
NMMUTUAL	151	0
NMPSIA	18	11
OLDREPUBLIC	16	63
PRESBYTERIAN	20	5
STATENM	29	31
TOKIO MARINE	16	44
TRAVELERS	26	35
ZURICH	42	52
<b>Industry Average</b>	<b>822</b>	<b>25.4%</b>



**1<sup>st</sup> QUARTER CY 2021**  
 New Mexico Workers' Compensation Administration

**LATE FILING FROI ITEMIZED: First Report of Injury or Illness – Q1 (CONT.)**

Carrier ID	Carrier Name	Number of ttd-ptd claims	Number Late	Late Ratio	Expected	Z-Score	Z > 2
ABF01	ABF FREIGHT SYSTEM INC	1	0	0.0%	0		
33652	ACCIDENT INSURANCE COMPANY, INC. HOLDING COMPANY	1	0	0.0%	0		
468	ACUITY A MUTUAL INS COMPANY	5	3	60.0%	1		
APS01	ALBUQUERQUE PUBLIC SCHOOLS	9	1	11.1%	2		
86794	AMERICAN CONTRACTORS INSURANCE GROUP LTD	1	0	0.0%	0		
58702	AMERICAN INTERNATIONAL GROUP, INC	119	31	26.1%	30	0.03	
58459	ARCH CAPITAL GROUP LTD.	8	4	50.0%	2		
ASF01	ARCHDIOCESE OF SANTA FE	1	0	0.0%	0		
58448	ARGO GROUP INTERNATIONAL HOLDINGS, LTD	6	5	83.3%	2		
ABC01	ASSOC BUILDERS & CONTRACTORS	1	1	100.0%	0		
85085	AXA S.A.	7	3	42.9%	2		
58334	BERKSHIRE HATHAWAY INC	16	9	56.3%	4	1.61	
46512	BIC HOLDINGS LLC	1	1	100.0%	0		
60081	BLUE CROSS BLUE SHIELD OF MI MUTUAL INS	12	5	41.7%	3	0.85	
BTR01	BUILDERS TRUST	21	3	14.3%	5	-0.58	
85512	CHANDLER INSURANCE COMPANY, LTD.	1	0	0.0%	0		
CHR01	CHRISTUS ST VINCENT HOSPITAL	4	3	75.0%	1		
58303	CHUBB LIMITED	75	17	22.7%	19	-0.14	
259	CHURCH MUTUAL INSURANCE COMPANY	2	1	50.0%	1		
12205	CIMARRON INSURANCE COMPANY	3	0	0.0%	1		
ABQ01	CITY OF ALBUQUERQUE	6	2	33.3%	2		
FAR01	CITY OF FARMINGTON	1	0	0.0%	0		
CLC01	CITY OF LAS CRUCES	7	1	14.3%	2		
CSF01	CITY OF SANTA FE	4	2	50.0%	1		
44179	COPPERPOINT MUTUAL INSURANCE HOLDING CO	3	3	100.0%	1		
COS01	COSTCO WHOLESALE	1	0	0.0%	0		
DOL01	DOLLAR GENERAL(DOLGEN CORP)	1	0	0.0%	0		
318	DONEGAL MUTUAL INSURANCE COMPANY	6	5	83.3%	2		
51243	EMPLOYERS HOLDINGS, INC.	2	1	50.0%	1		
55579	ENSTAR GROUP LIMITED	3	1	33.3%	1		
58455	EVEREST RE GROUP LTD	4	1	25.0%	1		
<b>Total</b>		<b>822</b>	<b>209</b>	<b>25.4%</b>			

**1<sup>st</sup> QUARTER CY 2021**  
New Mexico Workers' Compensation Administration

**LATE FILING FROI ITEMIZED: First Report of Injury or Illness – Q1 (CONT.)**

Carrier ID	Carrier Name	Number of ttd-ptd claims	Number Late	Late Ratio	Expected	Z-Score	Z > 2
44385	EVERGREEN PARENT, L.P.	1	0	0.0%	0		
58364	FAIRFAX FINANCIAL HOLDINGS LIMITED	1	1	100.0%	0		
52562	FARM BUREAU MUTUAL HOLDING COMPANY	4	2	50.0%	1		
FEX01	FEDERAL EXPRESS CORP POB 727	4	2	50.0%	1		
FED01	FEDERAL EXPRESS GROUND	5	1	20.0%	1		
384	FEDERATED MUTUAL INSURANCE COMPANY	6	0	0.0%	2		
FIS01	FOOD INDUSTRY SELF INS FUND OF NM	11	0	0.0%	3	-1.33	
58707	HARTFORD FINANCIAL SERVICES GROUP INC	30	9	30.0%	8	0.24	
51160	INTACT FINANCIAL CORPORATION	1	1	100.0%	0		
51114	LIBERTY MUTUAL HOLDING COMPANY INC.	16	2	12.5%	4	-0.67	
50177	LOEWS CORPORATION	3	0	0.0%	1		
58405	MARKEL CORPORATION	6	1	16.7%	2		
MCA01	MECH CONTRACTORS ASSOC OF NM	1	0	0.0%	0		
HCW01	N M HEALTHCARE W C GROUP	4	1	25.0%	1		
PSI01	N M PUBLIC SCHOOLS	18	2	11.1%	5	-0.75	
RUR01	N M RURAL ELECTRIC COOP ASSOC	2	0	0.0%	1		
2358	NATIONWIDE MUTUAL INSURANCE COMPANY	3	2	66.7%	1		
CIA01	NEW MEXICO ASSN. OF COUNTIES	23	9	39.1%	6	0.72	
HWG01	NEW MEXICO HOSPITAL WORK COMP GROUP	6	2	33.3%	2		
11527	NEW MEXICO MUTUAL CASUALTY COMPANY	151	0	0.0%	38	-1.33	
58439	OLD REPUBLIC INTERNATIONAL CORPORATION	16	10	62.5%	4	1.94	
PWC01	PINNACLE WEST CAPITAL CORP	3	1	33.3%	1		
PRE01	PRESBYTERIAN HEALTHCARE SERVICES	20	1	5.0%	5	-1.07	
85434	QBE INSURANCE GROUP LIMITED	1	1	100.0%	0		
RYD01	RYDER SYSTEMS INC	1	1	100.0%	0		
SJR01	SAN JUAN REGIONAL MEDICAL CENTER	2	0	0.0%	1		
SAN01	SANDIA CORPORATION	4	1	25.0%	1		
2466	SENTRY INSURANCE A MUTUAL COMPANY	4	0	0.0%	1		
55404	STARR INTERNATIONAL COMPANY, INC.	10	5	50.0%	3	1.28	
2479	STATE FARM MUTUAL AUTOMOBILE INS CO	1	0	0.0%	0		
SNM01	STATE OF NEW MEXICO RISK MGMT DIVISION	29	9	31.0%	7	0.29	
<b>Total</b>		<b>822</b>	<b>209</b>	<b>25.4%</b>			

**1<sup>st</sup> QUARTER CY 2021**  
 New Mexico Workers' Compensation Administration

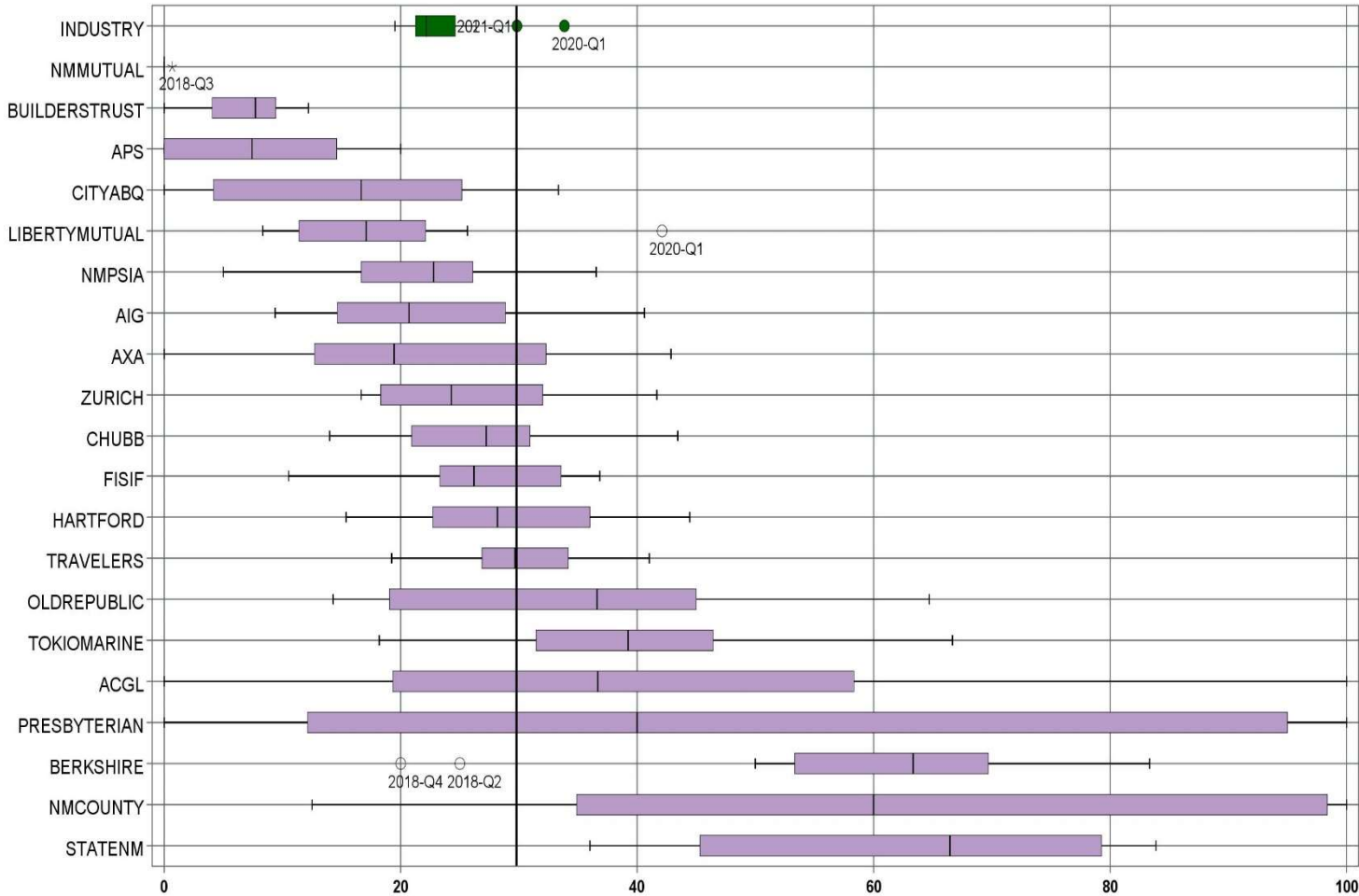
**LATE FILING FROI ITEMIZED: First Report of Injury or Illness – Q1 (CONT.)**

Carrier ID	Carrier Name	Number of ttd-ptd claims	Number Late	Late Ratio	Expected	Z-Score	Z > 2
58505	THE HANOVER INSURANCE GROUP, INC.	1	1	100.0%	0		
KRO01	THE KROGER CO.	7	1	14.3%	2		
58633	TOKIO MARINE HOLDINGS, INC.	16	7	43.8%	4	0.96	
58470	TRAVELERS COMPANIES, INC.	26	9	34.6%	7	0.48	
58496	W. R. BERKLEY CORPORATION	11	2	18.2%	3	-0.38	
50457	ZURICH INSURANCE GROUP LTD	42	22	52.4%	11	1.41	

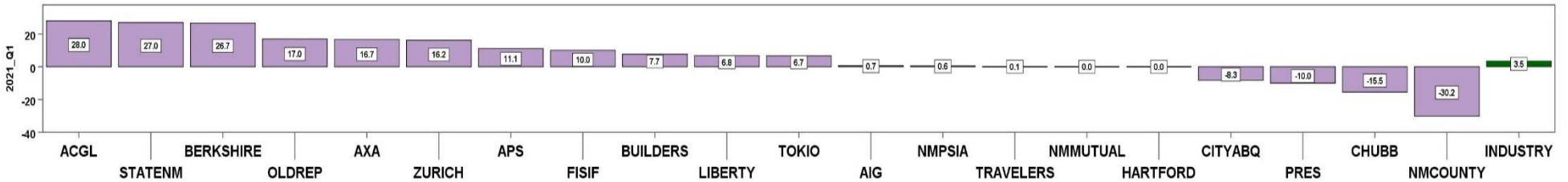
<b>Total</b>		<b>822</b>	<b>209</b>	<b>25.4%</b>			
--------------	--	------------	------------	--------------	--	--	--

**1<sup>st</sup> QUARTER CY 2021**  
New Mexico Workers' Compensation Administration

**LATE PAYMENT OF INITIAL BENEFITS TREND – 12 QTRS**



Q1 CY 2021 Claim Summary		
Carrier Name	No.	% Late
ACGL	8	50
AIG	53	28
APS	9	11
AXA	6	33
BERKSHIRE	12	83
BUILDERSTRUST	19	11
CHUBB LIMITED	68	28
CITYABQ	4	0
FISIF	11	36
HARTFORD	25	36
LIBERTYMUTUAL	16	19
NMCOUNTY	23	35
NMMUTUAL	148	0
NMPSIA	18	6
OLDREPUBLIC	13	54
PRESBYTERIAN	20	90
STATENM	28	82
TOKIO MARINE	15	40
TRAVELERS	26	27
ZURICH	36	42
<b>Industry Average</b>	<b>714</b>	<b>29.8%</b>



LATE PAYMENT OF INITIAL BENEFITS ITEMIZED – Q1 (CONT.)

Carrier ID	Carrier Name	Number of ttd-ptd claims	Number Late	Late Ratio	Expected	Z-Score	Z > 2
ABF01	ABF FREIGHT SYSTEM INC	1	1	100.0%	0		
33652	ACCIDENT INSURANCE COMPANY, INC. HOLDING COMPANY	1	0	0.0%	0		
468	ACUITY A MUTUAL INS COMPANY	5	1	20.0%	1		
APS01	ALBUQUERQUE PUBLIC SCHOOLS	9	1	11.1%	3		
58702	AMERICAN INTERNATIONAL GROUP, INC	53	15	28.3%	16	-0.06	
58459	ARCH CAPITAL GROUP LTD.	8	4	50.0%	2		
ASF01	ARCHDIOCESE OF SANTA FE	1	0	0.0%	0		
58448	ARGO GROUP INTERNATIONAL HOLDINGS, LTD	6	2	33.3%	2		
ABC01	ASSOC BUILDERS & CONTRACTORS	1	1	100.0%	0		
85085	AXA S.A.	6	2	33.3%	2		
58334	BERKSHIRE HATHAWAY INC	12	10	83.3%	4	2.10	*****
46512	BIC HOLDINGS LLC	1	1	100.0%	0		
60081	BLUE CROSS BLUE SHIELD OF MI MUTUAL INS	12	6	50.0%	4	0.79	
BTR01	BUILDERS TRUST	19	2	10.5%	6	-0.76	
85512	CHANDLER INSURANCE COMPANY, LTD.	1	0	0.0%	0		
CHR01	CHRISTUS ST VINCENT HOSPITAL	4	3	75.0%	1		
58303	CHUBB LIMITED	68	19	27.9%	20	-0.07	
259	CHURCH MUTUAL INSURANCE COMPANY	2	1	50.0%	1		
12205	CIMARRON INSURANCE COMPANY	3	1	33.3%	1		
ABQ01	CITY OF ALBUQUERQUE	4	0	0.0%	1		
FAR01	CITY OF FARMINGTON	1	0	0.0%	0		
CLC01	CITY OF LAS CRUCES	7	0	0.0%	2		
CSF01	CITY OF SANTA FE	4	1	25.0%	1		
44179	COPPERPOINT MUTUAL INSURANCE HOLDING CO	3	1	33.3%	1		
COS01	COSTCO WHOLESALE	1	0	0.0%	0		
DOL01	DOLLAR GENERAL(DOLGEN CORP)	1	0	0.0%	0		
318	DONEGAL MUTUAL INSURANCE COMPANY	5	3	60.0%	1		
51243	EMPLOYERS HOLDINGS, INC.	2	1	50.0%	1		
55579	ENSTAR GROUP LIMITED	3	3	100.0%	1		
58455	EVEREST RE GROUP LTD	4	1	25.0%	1		
<b>Total</b>		<b>714</b>	<b>213</b>	<b>29.8%</b>			



LATE PAYMENT OF INITIAL BENEFITS ITEMIZED – Q1 (CONT.)

Carrier ID	Carrier Name	Number of ttd-ptd claims	Number Late	Late Ratio	Expected	Z-Score	Z > 2
44385	EVERGREEN PARENT, L.P.	1	1	100.0%	0		
52562	FARM BUREAU MUTUAL HOLDING COMPANY	4	3	75.0%	1		
FEX01	FEDERAL EXPRESS CORP POB 727	4	2	50.0%	1		
FED01	FEDERAL EXPRESS GROUND	5	2	40.0%	1		
384	FEDERATED MUTUAL INSURANCE COMPANY	6	1	16.7%	2		
FIS01	FOOD INDUSTRY SELF INS FUND OF NM	11	4	36.4%	3	0.26	
58707	HARTFORD FINANCIAL SERVICES GROUP INC	25	9	36.0%	7	0.24	
51160	INTACT FINANCIAL CORPORATION	1	1	100.0%	0		
51114	LIBERTY MUTUAL HOLDING COMPANY INC.	16	3	18.8%	5	-0.43	
50177	LOEWS CORPORATION	3	1	33.3%	1		
58405	MARKEL CORPORATION	6	1	16.7%	2		
MCA01	MECH CONTRACTORS ASSOC OF NM	1	0	0.0%	0		
HCW01	N M HEALTHCARE W C GROUP	4	0	0.0%	1		
PSI01	N M PUBLIC SCHOOLS	18	1	5.6%	5	-0.95	
RUR01	N M RURAL ELECTRIC COOP ASSOC	2	0	0.0%	1		
2358	NATIONWIDE MUTUAL INSURANCE COMPANY	3	1	33.3%	1		
CIA01	NEW MEXICO ASSN. OF COUNTIES	23	8	34.8%	7	0.19	
HWG01	NEW MEXICO HOSPITAL WORK COMP GROUP	5	1	20.0%	1		
11527	NEW MEXICO MUTUAL CASUALTY COMPANY	148	0	0.0%	44	-1.17	
58439	OLD REPUBLIC INTERNATIONAL CORPORATION	13	7	53.8%	4	0.94	
PWC01	PINNACLE WEST CAPITAL CORP	1	0	0.0%	0		
PRE01	PRESBYTERIAN HEALTHCARE SERVICES	20	18	90.0%	6	2.36	*****
85434	QBE INSURANCE GROUP LIMITED	1	1	100.0%	0		
RYD01	RYDER SYSTEMS INC	1	1	100.0%	0		
SJR01	SAN JUAN REGIONAL MEDICAL CENTER	2	0	0.0%	1		
SAN01	SANDIA CORPORATION	4	1	25.0%	1		
2466	SENTRY INSURANCE A MUTUAL COMPANY	4	2	50.0%	1		
55404	STARR INTERNATIONAL COMPANY, INC.	9	7	77.8%	3		
2479	STATE FARM MUTUAL AUTOMOBILE INS CO	1	0	0.0%	0		
SNM01	STATE OF NEW MEXICO RISK MGMT DIVISION	28	23	82.1%	8	2.05	*****
<b>Total</b>		<b>714</b>	<b>213</b>	<b>29.8%</b>			

**1<sup>st</sup> QUARTER CY 2021**  
 New Mexico Workers' Compensation Administration

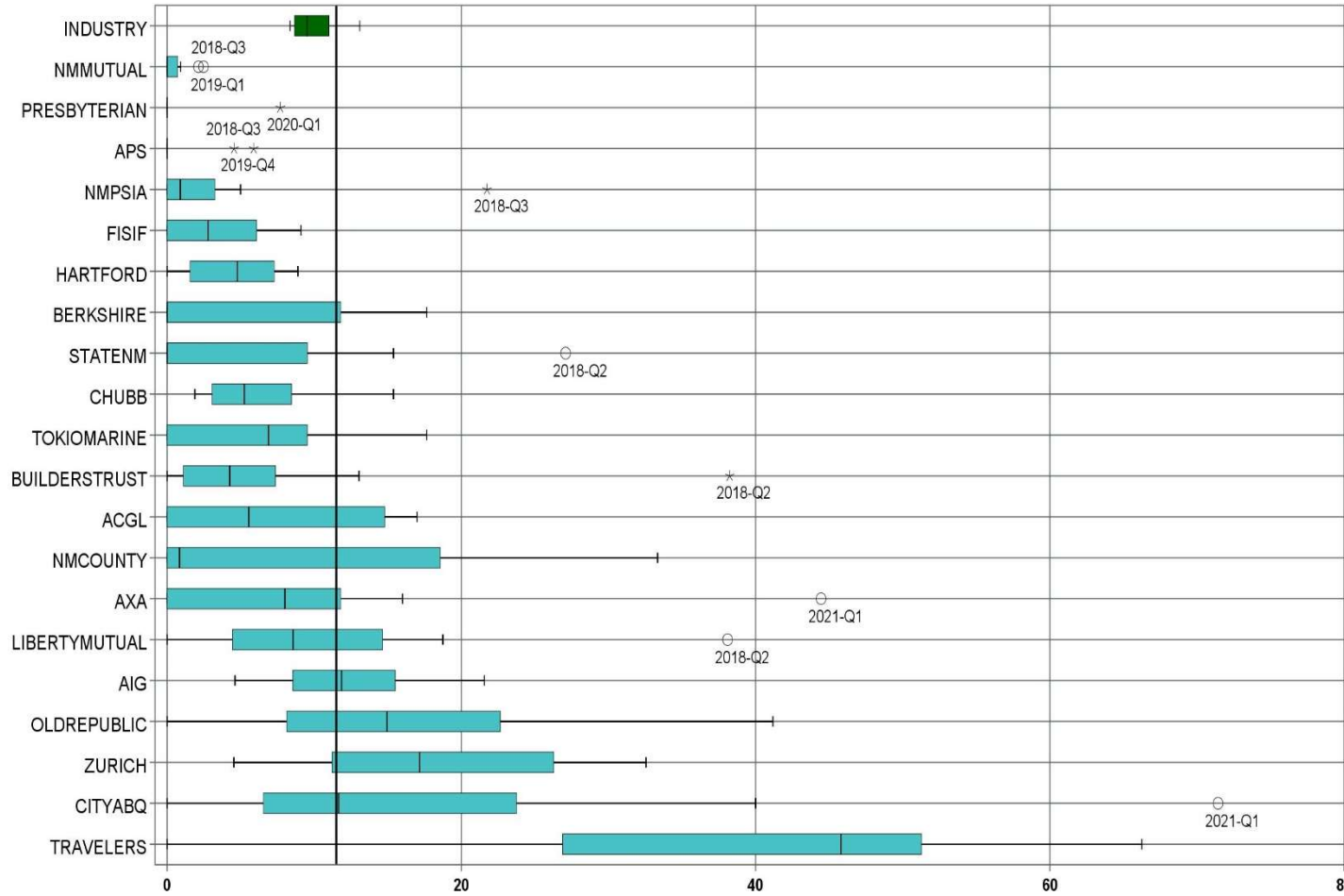
**LATE PAYMENT OF INITIAL BENEFITS ITEMIZED – Q1 (CONT.)**

Carrier ID	Carrier Name	Number of ttd-ptd claims	Number Late	Late Ratio	Expected	Z-Score	Z > 2
58505	THE HANOVER INSURANCE GROUP, INC.	1	0	0.0%	0		
KRO01	THE KROGER CO.	7	2	28.6%	2		
58633	TOKIO MARINE HOLDINGS, INC.	15	6	40.0%	4	0.40	
58470	TRAVELERS COMPANIES, INC.	26	7	26.9%	8	-0.11	
58496	W. R. BERKLEY CORPORATION	11	4	36.4%	3	0.26	
50457	ZURICH INSURANCE GROUP LTD	36	15	41.7%	11	0.46	

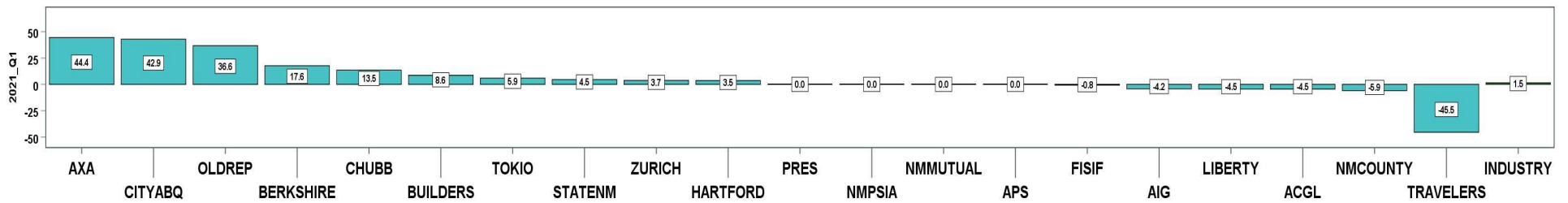
<b>Total</b>	<b>714</b>	<b>213</b>	<b>29.8%</b>				
--------------	------------	------------	--------------	--	--	--	--

**1<sup>st</sup> QUARTER CY 2021**  
New Mexico Workers' Compensation Administration

**LATE FILING SROI TREND – 12 QTRS: Subsequent Report of Injury**



Q1 CY 2021 Claim Summary		
Carrier Name	No.	% Late
ACGL	8	13
AIG	120	8
APS	9	0
AXA	9	44
BERKSHIRE	17	18
BUILDERSTRUST	23	13
CHUBB LIMITED	78	15
CITYABQ	7	71
FISIF	12	8
HARTFORD	30	7
LIBERTYMUTUAL	21	14
NMCOUNTY	23	0
NMMUTUAL	157	0
NMPSIA	18	0
OLDREPUBLIC	17	41
PRESBYTERIAN	28	0
STATENM	44	5
TOKIO MARINE	17	6
TRAVELERS	31	0
ZURICH	43	33
<b>Industry Average</b>	<b>903</b>	<b>11.5%</b>



LATE FILING SROI ITEMIZED – Q1: Subsequent Report of Injury (CONT.)

Carrier ID	Carrier Name	Number of ttd-ptd claims	Number Late	Late Ratio	Expected	Z-Score	Z > 2
ABF01	ABF FREIGHT SYSTEM INC	3	0	0.0%	0		
H2001	ABQ/BERNCO WATER UTILITY AUTHORITY	1	0	0.0%	0		
33652	ACCIDENT INSURANCE COMPANY, INC. HOLDING COMPANY	1	0	0.0%	0		
468	ACUITY A MUTUAL INS COMPANY	6	5	83.3%	1		
APS01	ALBUQUERQUE PUBLIC SCHOOLS	9	0	0.0%	1		
86794	AMERICAN CONTRACTORS INSURANCE GROUP LTD	1	1	100.0%	0		
58317	AMERICAN FINANCIAL GROUP, INC	1	0	0.0%	0		
58702	AMERICAN INTERNATIONAL GROUP, INC	120	10	8.3%	14	-0.29	
58459	ARCH CAPITAL GROUP LTD.	8	1	12.5%	1		
ASF01	ARCHDIOCESE OF SANTA FE	1	1	100.0%	0		
58448	ARGO GROUP INTERNATIONAL HOLDINGS, LTD	6	3	50.0%	1		
ABC01	ASSOC BUILDERS & CONTRACTORS	1	0	0.0%	0		
85085	AXA S.A.	9	4	44.4%	1		
58334	BERKSHIRE HATHAWAY INC	17	3	17.6%	2	0.56	
46512	BIC HOLDINGS LLC	1	1	100.0%	0		
60081	BLUE CROSS BLUE SHIELD OF MI MUTUAL INS	13	2	15.4%	1	0.35	
BTR01	BUILDERS TRUST	23	3	13.0%	3	0.14	
85512	CHANDLER INSURANCE COMPANY, LTD.	3	0	0.0%	0		
CHR01	CHRISTUS ST VINCENT HOSPITAL	4	2	50.0%	0		
58303	CHUBB LIMITED	78	12	15.4%	9	0.35	
259	CHURCH MUTUAL INSURANCE COMPANY	2	1	50.0%	0		
12205	CIMARRON INSURANCE COMPANY	3	3	100.0%	0		
58704	CINCINNATI FINANCIAL CORPORATION	3	0	0.0%	0		
ABQ01	CITY OF ALBUQUERQUE	7	5	71.4%	1		
FAR01	CITY OF FARMINGTON	1	0	0.0%	0		
CLC01	CITY OF LAS CRUCES	7	0	0.0%	1		
CSF01	CITY OF SANTA FE	4	0	0.0%	0		
44179	COPPERPOINT MUTUAL INSURANCE HOLDING CO	3	0	0.0%	0		
COS01	COSTCO WHOLESALE	1	1	100.0%	0		
DOL01	DOLLAR GENERAL(DOLGEN CORP)	1	0	0.0%	0		
318	DONEGAL MUTUAL INSURANCE COMPANY	7	5	71.4%	1		
<b>Total</b>		<b>903</b>	<b>104</b>	<b>11.5%</b>			

**1<sup>st</sup> QUARTER CY 2021**  
 New Mexico Workers' Compensation Administration

**LATE FILING SROI ITEMIZED – Q1: Subsequent Report of Injury (CONT.)**

Carrier ID	Carrier Name	Number of ttd-ptd claims	Number Late	Late Ratio	Expected	Z-Score	Z > 2
51243	EMPLOYERS HOLDINGS, INC.	2	0	0.0%	0		
55579	ENSTAR GROUP LIMITED	3	0	0.0%	0		
58455	EVEREST RE GROUP LTD	5	0	0.0%	1		
44385	EVERGREEN PARENT, L.P.	1	0	0.0%	0		
58364	FAIRFAX FINANCIAL HOLDINGS LIMITED	1	0	0.0%	0		
52562	FARM BUREAU MUTUAL HOLDING COMPANY	4	2	50.0%	0		
FEX01	FEDERAL EXPRESS CORP POB 727	4	1	25.0%	0		
FED01	FEDERAL EXPRESS GROUND	5	1	20.0%	1		
384	FEDERATED MUTUAL INSURANCE COMPANY	9	0	0.0%	1		
FIS01	FOOD INDUSTRY SELF INS FUND OF NM	12	1	8.3%	1	-0.29	
58707	HARTFORD FINANCIAL SERVICES GROUP INC	30	2	6.7%	3	-0.44	
51160	INTACT FINANCIAL CORPORATION	1	0	0.0%	0		
51114	LIBERTY MUTUAL HOLDING COMPANY INC.	21	3	14.3%	2	0.25	
50177	LOEWS CORPORATION	3	0	0.0%	0		
58405	MARKEL CORPORATION	6	0	0.0%	1		
MCA01	MECH CONTRACTORS ASSOC OF NM	1	0	0.0%	0		
HCW01	N M HEALTHCARE W C GROUP	4	0	0.0%	0		
PSI01	N M PUBLIC SCHOOLS	18	0	0.0%	2	-1.04	
RUR01	N M RURAL ELECTRIC COOP ASSOC	2	0	0.0%	0		
2358	NATIONWIDE MUTUAL INSURANCE COMPANY	3	1	33.3%	0		
CIA01	NEW MEXICO ASSN. OF COUNTIES	23	0	0.0%	3	-1.04	
HWG01	NEW MEXICO HOSPITAL WORK COMP GROUP	7	0	0.0%	1		
11527	NEW MEXICO MUTUAL CASUALTY COMPANY	157	0	0.0%	18	-1.04	
58439	OLD REPUBLIC INTERNATIONAL CORPORATION	17	7	41.2%	2	2.69	*****
PWC01	PINNACLE WEST CAPITAL CORP	3	1	33.3%	0		
PRE01	PRESBYTERIAN HEALTHCARE SERVICES	28	0	0.0%	3	-1.04	
85434	QBE INSURANCE GROUP LIMITED	1	0	0.0%	0		
QCI01	QWEST COMMUNICATIONS INTERNATIONAL	1	0	0.0%	0		
RYD01	RYDER SYSTEMS INC	1	0	0.0%	0		
SJR01	SAN JUAN REGIONAL MEDICAL CENTER	2	0	0.0%	0		
SAN01	SANDIA CORPORATION	5	0	0.0%	1		
<b>Total</b>		<b>903</b>	<b>104</b>	<b>11.5%</b>			

**1<sup>st</sup> QUARTER CY 2021**  
 New Mexico Workers' Compensation Administration

**LATE FILING SROI ITEMIZED – Q1: Subsequent Report of Injury (CONT.)**

Carrier ID	Carrier Name	Number of ttd-ptd claims	Number Late	Late Ratio	Expected	Z-Score	Z > 2
2466	SENTRY INSURANCE A MUTUAL COMPANY	10	1	10.0%	1	-0.14	
46834	SERVICE INSURANCE HOLDINGS, INC	1	0	0.0%	0		
55404	STARR INTERNATIONAL COMPANY, INC.	10	0	0.0%	1	-1.04	
2479	STATE FARM MUTUAL AUTOMOBILE INS CO	1	0	0.0%	0		
SNM01	STATE OF NEW MEXICO RISK MGMT DIVISION	44	2	4.5%	5	-0.63	
58505	THE HANOVER INSURANCE GROUP, INC.	1	0	0.0%	0		
KRO01	THE KROGER CO.	7	2	28.6%	1		
58633	TOKIO MARINE HOLDINGS, INC.	17	1	5.9%	2	-0.51	
58470	TRAVELERS COMPANIES, INC.	31	0	0.0%	4	-1.04	
58496	W. R. BERKLEY CORPORATION	13	2	15.4%	1	0.35	
50457	ZURICH INSURANCE GROUP LTD	43	14	32.6%	5	1.91	

<b>Total</b>	<b>903</b>	<b>104</b>	<b>11.5%</b>				
--------------	------------	------------	--------------	--	--	--	--

**1<sup>st</sup> QUARTER CY 2021**  
New Mexico Workers' Compensation Administration

**12 QUARTER LEGAL ACTIVITY REPORT**

Carrier ID	Carrier Name	Total	No Legal Activity	Legal Activity	% Legal Activity
ABF01	ABF FREIGHT SYSTEM INC	26	22	4	15.4%
H2001	ABQ/BERNCO WATER UTILITY AUTHORITY	11	8	3	27.3%
33652	ACCIDENT INSURANCE COMPANY, INC. HOLDING COM	1	1	0	0.0%
468	ACUITY A MUTUAL INS COMPANY	21	20	1	4.8%
55353	ALASKA NATIONAL CORPORATION	2	2	0	0.0%
APS01	ALBUQUERQUE PUBLIC SCHOOLS	143	124	19	13.3%
85449	ALLIANZ SE	2	1	1	50.0%
ALL01	ALLSUP ENTERPRISES INC	41	32	9	22.0%
86794	AMERICAN CONTRACTORS INSURANCE GROUP LTD	1	0	1	100.0%
58317	AMERICAN FINANCIAL GROUP, INC	23	17	6	26.1%
58702	AMERICAN INTERNATIONAL GROUP, INC	975	817	158	16.2%
6087	AMERICAN NATIONAL INSURANCE COMPANY	7	7	0	0.0%
58459	ARCH CAPITAL GROUP LTD.	157	134	23	14.6%
ASF01	ARCHDIOCESE OF SANTA FE	8	8	0	0.0%
58448	ARGO GROUP INTERNATIONAL HOLDINGS, LTD	82	64	18	22.0%
ABC01	ASSOC BUILDERS & CONTRACTORS	23	17	6	26.1%
85085	AXA S.A.	163	133	30	18.4%
58334	BERKSHIRE HATHAWAY INC	132	114	18	13.6%
46512	BIC HOLDINGS LLC	22	18	4	18.2%
60081	BLUE CROSS BLUE SHIELD OF MI MUTUAL INS	59	47	12	20.3%
221	BROTHERHOOD MUTUAL INSURANCE COMPANY	14	8	6	42.9%
BTR01	BUILDERS TRUST	556	455	101	18.2%
2081	CENTRAL MUTUAL INSURANCE COMPANY	3	2	1	33.3%
85512	CHANDLER INSURANCE COMPANY, LTD.	52	38	14	26.9%
CHE01	CHEVRON USA	2	0	2	100.0%
CHR01	CHRISTUS ST VINCENT HOSPITAL	37	33	4	10.8%
58303	CHUBB LIMITED	868	708	160	18.4%
259	CHURCH MUTUAL INSURANCE COMPANY	13	9	4	30.8%
12205	CIMARRON INSURANCE COMPANY	9	8	1	11.1%
58704	CINCINNATI FINANCIAL CORPORATION	10	4	6	60.0%
ABQ01	CITY OF ALBUQUERQUE	228	188	40	17.5%
<b>12 Quarter Total</b>		<b>12,414</b>	<b>10,076</b>	<b>2,338</b>	<b>18.8%</b>

**1<sup>st</sup> QUARTER CY 2021**  
 New Mexico Workers' Compensation Administration

**12 QUARTER LEGAL ACTIVITY REPORT (CONT.)**

Carrier ID	Carrier Name	Total	No Legal Activity	Legal Activity	% Legal Activity
CAR01	CITY OF CARLSBAD	17	14	3	17.6%
FAR01	CITY OF FARMINGTON	22	20	2	9.1%
CLC01	CITY OF LAS CRUCES	53	48	5	9.4%
CSF01	CITY OF SANTA FE	40	30	10	25.0%
44179	COPPERPOINT MUTUAL INSURANCE HOLDING CO	17	16	1	5.9%
COS01	COSTCO WHOLESALE	26	23	3	11.5%
11130	DAKOTA TRUCK UNDERWRITERS	1	0	1	100.0%
DOL01	DOLLAR GENERAL(DOLGEN CORP)	25	21	4	16.0%
318	DONEGAL MUTUAL INSURANCE COMPANY	79	49	30	38.0%
51243	EMPLOYERS HOLDINGS, INC.	92	70	22	23.9%
2161	EMPLOYERS MUTUAL CASUALTY COMPANY	7	2	5	71.4%
55579	ENSTAR GROUP LIMITED	32	20	12	37.5%
58455	EVEREST RE GROUP LTD	29	25	4	13.8%
44385	EVERGREEN PARENT, L.P.	16	9	7	43.8%
58364	FAIRFAX FINANCIAL HOLDINGS LIMITED	43	25	18	41.9%
52562	FARM BUREAU MUTUAL HOLDING COMPANY	50	40	10	20.0%
FEX01	FEDERAL EXPRESS CORP POB 727	41	41	0	0.0%
FED01	FEDERAL EXPRESS GROUND	19	18	1	5.3%
384	FEDERATED MUTUAL INSURANCE COMPANY	58	43	15	25.9%
385	FEDERATED RURAL ELECTRIC INSURANCE EXCH	1	0	1	100.0%
FIS01	FOOD INDUSTRY SELF INS FUND OF NM	341	282	59	17.3%
59492	FOSUN INTERNATIONAL HOLDINGS LTD	2	2	0	0.0%
46317	FRANK WINSTON CRUM INSURANCE HOLDINGS	2	1	1	50.0%
FMM01	FREEPORT-MCMORAN CORP	31	26	5	16.1%
50408	GENERAL ELECTRIC COMPANY	2	2	0	0.0%
58707	HARTFORD FINANCIAL SERVICES GROUP INC	461	360	101	21.9%
HEA01	HEALTHSOUTH REHAB CORP	13	10	3	23.1%
HON01	HONEYWELL INC, RISK MGMT AB3-D	1	0	1	100.0%
51160	INTACT FINANCIAL CORPORATION	8	5	3	37.5%
ITL01	INTEL CORPORATION	24	24	0	0.0%
51391	JAMESTOWN HOLDINGS CORP.	1	1	0	0.0%
<b>12 Quarter Total</b>		<b>12,414</b>	<b>10,076</b>	<b>2,338</b>	<b>18.8%</b>



**1<sup>st</sup> QUARTER CY 2021**  
New Mexico Workers' Compensation Administration

**12 QUARTER LEGAL ACTIVITY REPORT (CONT.)**

Carrier ID	Carrier Name	Total	No Legal Activity	Legal Activity	% Legal Activity
KIE01	KIEWIT CONSTRUCTION GROUP INC	1	1	0	0.0%
51114	LIBERTY MUTUAL HOLDING COMPANY INC.	477	402	75	15.7%
50177	LOEWS CORPORATION	117	87	30	25.6%
LAN01	LOS ALAMOS LABS	33	26	7	21.2%
MAC01	MACYS INC	2	1	1	50.0%
11387	MAINE EMPLOYERS MUTUAL INSURANCE COMPANY	2	2	0	0.0%
58405	MARKEL CORPORATION	59	47	12	20.3%
MTT01	MARRIOTT INTERNATIONAL INC	2	2	0	0.0%
MCA01	MECH CONTRACTORS ASSOC OF NM	8	8	0	0.0%
52662	MS&AD INSURANCE GROUP HOLDINGS, INC.	1	0	1	100.0%
HCW01	N M HEALTHCARE W C GROUP	33	31	2	6.1%
PSI01	N M PUBLIC SCHOOLS	528	447	81	15.3%
RUR01	N M RURAL ELECTRIC COOP ASSOC	23	21	2	8.7%
SIF01	N M SELF INSURERS FUND	110	96	14	12.7%
02358	NATIONWIDE MUTUAL INSURANCE COMPANY	1	1	0	0.0%
2358	NATIONWIDE MUTUAL INSURANCE COMPANY	29	20	9	31.0%
CIA01	NEW MEXICO ASSN. OF COUNTIES	390	324	66	16.9%
HWG01	NEW MEXICO HOSPITAL WORK COMP GROUP	74	67	7	9.5%
11527	NEW MEXICO MUTUAL CASUALTY COMPANY	2,330	1,828	502	21.5%
AGC01	NM BUILDING BRANCH AGC	16	13	3	18.8%
2381	OHIO FARMERS INSURANCE COMPANY	4	4	0	0.0%
58439	OLD REPUBLIC INTERNATIONAL CORPORATION	228	174	54	23.7%
PWC01	PINNACLE WEST CAPITAL CORP	7	7	0	0.0%
PRE01	PRESBYTERIAN HEALTHCARE SERVICES	173	152	21	12.1%
59716	PROSIGHT GLOBAL HOLDINGS LTD	2	2	0	0.0%
58332	PROTECTIVE INSURANCE CORPORATION	23	16	7	30.4%
85434	QBE INSURANCE GROUP LIMITED	19	15	4	21.1%
QCI01	QWEST COMMUNICATIONS INTERNATIONAL	1	0	1	100.0%
RYD01	RYDER SYSTEMS INC	2	2	0	0.0%
SJR01	SAN JUAN REGIONAL MEDICAL CENTER	50	46	4	8.0%
SAN01	SANDIA CORPORATION	37	35	2	5.4%
<b>12 Quarter Total</b>		<b>12,414</b>	<b>10,076</b>	<b>2,338</b>	<b>18.8%</b>

**1<sup>st</sup> QUARTER CY 2021**  
 New Mexico Workers' Compensation Administration

**12 QUARTER LEGAL ACTIVITY REPORT (CONT.)**

Carrier ID	Carrier Name	Total	No Legal Activity	Legal Activity	% Legal Activity
58466	SELECTIVE INSURANCE GROUP INC	9	8	1	11.1%
2466	SENTRY INSURANCE A MUTUAL COMPANY	72	60	12	16.7%
46834	SERVICE INSURANCE HOLDINGS, INC	7	6	1	14.3%
52641	SOMPO HOLDINGS INC	16	14	2	12.5%
55404	STARR INTERNATIONAL COMPANY, INC.	110	96	14	12.7%
2479	STATE FARM MUTUAL AUTOMOBILE INS CO	20	17	3	15.0%
SNM01	STATE OF NEW MEXICO RISK MGMT DIVISION	504	435	69	13.7%
TAR01	TARGET STORES/DAYTON HUDSON	12	10	2	16.7%
58505	THE HANOVER INSURANCE GROUP, INC.	24	18	6	25.0%
KRO01	THE KROGER CO.	65	52	13	20.0%
58633	TOKIO MARINE HOLDINGS, INC.	198	160	38	19.2%
58470	TRAVELERS COMPANIES, INC.	643	511	132	20.5%
58496	W. R. BERKLEY CORPORATION	111	69	42	37.8%
46966	WESTAIM HIIG LP	1	1	0	0.0%
WES01	WESTERN REFINING	17	8	9	52.9%
50457	ZURICH INSURANCE GROUP LTD	578	468	110	19.0%
<b>12 Quarter Total</b>		<b>12,414</b>	<b>10,076</b>	<b>2,338</b>	<b>18.8%</b>