



STATE OF NEW MEXICO  
Workers' Compensation  
Administration

3rd QUARTER CY 2020  
INSURER SCORECARD

**CONTENTS**

SCORECARD PROCESS AND NOTES .....1

LATE FILING FROI TREND – 12 QTRS: First Report of Injury or Illness .....2

LATE FILING FROI ITEMIZED: First Report of Injury or Illness – Q3 (CONT.) .....3

LATE FILING FROI ITEMIZED: First Report of Injury or Illness – Q3 (CONT.) .....4

LATE FILING FROI ITEMIZED: First Report of Injury or Illness – Q3 (CONT.) .....5

LATE PAYMENT OF INITIAL BENEFITS TREND – 12 QTRS .....6

LATE PAYMENT OF INITIAL BENEFITS ITEMIZED – Q3 (CONT.) .....7

LATE PAYMENT OF INITIAL BENEFITS ITEMIZED – Q3 (CONT.) .....8

LATE PAYMENT OF INITIAL BENEFITS ITEMIZED – Q3 (CONT.) .....9

LATE FILING SROI TREND – 12 QTRS: Subsequent Report of Injury.....10

LATE FILING SROI ITEMIZED – Q3: Subsequent Report of Injury (CONT.) .....11

LATE FILING SROI ITEMIZED – Q3: Subsequent Report of Injury (CONT.) .....12

LATE FILING SROI ITEMIZED – Q3: Subsequent Report of Injury (CONT.) .....13

12 QUARTER LEGAL ACTIVITY REPORT.....14

12 QUARTER LEGAL ACTIVITY REPORT (CONT.) .....15

12 QUARTER LEGAL ACTIVITY REPORT (CONT.) .....16

12 QUARTER LEGAL ACTIVITY REPORT (CONT.) .....17

**\*\*The New Mexico Workers' Compensation Administration relies on carriers to accurately report their data to the agency. Carrier submissions are subject to computer edits and review by WCA staff. However, the data used in this report remains unaltered by the WCA. As such, data reporting errors can occur and may result in skewed scorecard results.**

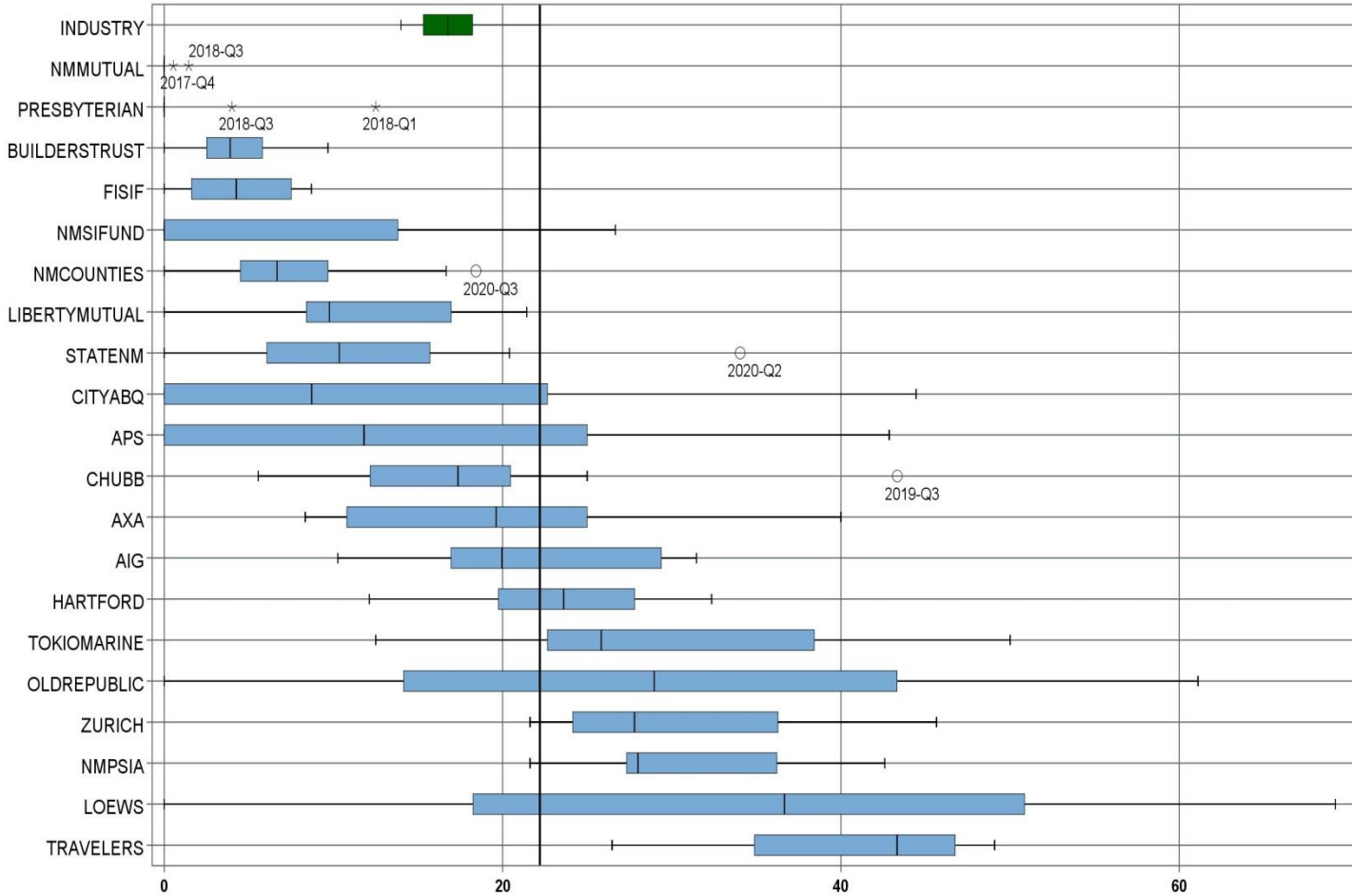
Produced by the Economic Research & Policy Bureau  
Richard Adu-Asamoah, Bureau Chief  
Ruili Yan, Economist

## **SCORECARD PROCESS AND NOTES**

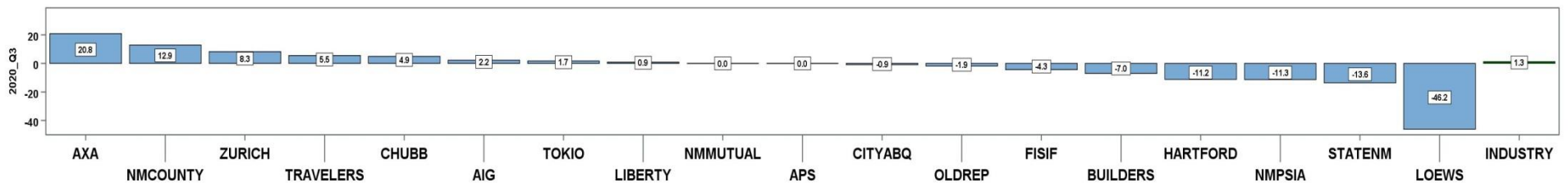
- ❖ Carriers are grouped by the uppermost parent company identified by AM Best Corporation, rather than by the NM WCA-assigned carrier number.
- ❖ The graphic information presented on the first page of each section is based on the 20 entities with the highest volume of indemnity SROI reports submitted for the preceding 12 quarters, rather than the same fixed 20 entities. The process will automatically “phase-out” companies that cease doing business in New Mexico, and “phase-in” companies that increase volume or become active, as needed.
- ❖ Each quarter is presented as a stand-alone quarter which only includes data for that quarter. Additionally, a summary report for the year is prepared alongside Q4 to give reporters the whole picture of the year.
- ❖ The detailed listing of reporting results is listed alphabetically, rather than by Z-score.

3<sup>rd</sup> QUARTER CY 2020  
New Mexico Workers' Compensation Administration

LATE FILING FROI TREND – 12 QTRS: First Report of Injury or Illness



Q3 CY 2020 Claim Summary		
Carrier Name	No.	% Late
AIG	89	31
APS	6	0
AXA	9	33
BUILDERSTRUST	38	3
CHUBB LIMITED	57	14
CITYABQ	11	9
FISIF	26	0
HARTFORD	34	21
LIBERTYMUTUAL	30	10
LOEWS	1	0
NMCOUNTIES	38	18
NMMUTUAL	156	0
NMPSIA	29	28
NMSIFUND	0	NA
OLDREPUBLIC	27	59
PRESBYTERIAN	0	NA
STATENM	49	20
TOKIO MARINE	14	50
TRAVELERS	55	49
ZURICH	57	37
<b>Industry Average</b>	<b>929</b>	<b>22.2%</b>



**3<sup>rd</sup> QUARTER CY 2020**  
 New Mexico Workers' Compensation Administration

**LATE FILING FROI ITEMIZED: First Report of Injury or Illness – Q3 (CONT.)**

Carrier ID	Carrier Name	Number of ttd-ptd claims	Number Late	Late Ratio	Expected	Z-Score	Z > 2
ABF01	ABF FREIGHT SYSTEM INC	2	0	0.0%	0		
H2O01	ABQ/BERNCO WATER UTILITY AUTHORITY	2	0	0.0%	0		
468	ACUITY A MUTUAL INS COMPANY	4	0	0.0%	1		
APS01	ALBUQUERQUE PUBLIC SCHOOLS	6	0	0.0%	1		
85449	ALLIANZ SE	1	1	100.0%	0		
58317	AMERICAN FINANCIAL GROUP, INC	2	0	0.0%	0		
58702	AMERICAN INTERNATIONAL GROUP, INC	89	28	31.5%	20	0.49	
58459	ARCH CAPITAL GROUP LTD.	29	5	17.2%	6	-0.26	
ASF01	ARCHDIOCESE OF SANTA FE	1	0	0.0%	0		
58448	ARGO GROUP INTERNATIONAL HOLDINGS, LTD	9	8	88.9%	2		
ABC01	ASSOC BUILDERS & CONTRACTORS	2	0	0.0%	0		
85085	AXA S.A.	9	3	33.3%	2		
58334	BERKSHIRE HATHAWAY INC	19	10	52.6%	4	1.60	
46512	BIC HOLDINGS LLC	6	2	33.3%	1		
60081	BLUE CROSS BLUE SHIELD OF MI MUTUAL INS	4	3	75.0%	1		
221	BROTHERHOOD MUTUAL INSURANCE COMPANY	1	0	0.0%	0		
BTR01	BUILDERS TRUST	38	1	2.6%	8	-1.02	
2081	CENTRAL MUTUAL INSURANCE COMPANY	1	0	0.0%	0		
85512	CHANDLER INSURANCE COMPANY, LTD.	1	0	0.0%	0		
CHR01	CHRISTUS ST VINCENT HOSPITAL	2	0	0.0%	0		
58303	CHUBB LIMITED	57	8	14.0%	13	-0.43	
12205	CIMARRON INSURANCE COMPANY	2	0	0.0%	0		
58704	CINCINNATI FINANCIAL CORPORATION	2	1	50.0%	0		
ABQ01	CITY OF ALBUQUERQUE	11	1	9.1%	2	-0.69	
FAR01	CITY OF FARMINGTON	2	0	0.0%	0		
CLC01	CITY OF LAS CRUCES	3	1	33.3%	1		
COS01	COSTCO WHOLESALE	4	1	25.0%	1		
DOL01	DOLLAR GENERAL(DOLGEN CORP)	5	4	80.0%	1		
318	DONEGAL MUTUAL INSURANCE COMPANY	6	1	16.7%	1		
51243	EMPLOYERS HOLDINGS, INC.	3	3	100.0%	1		
55579	ENSTAR GROUP LIMITED	1	0	0.0%	0		
<b>Total</b>		<b>929</b>	<b>206</b>	<b>22.2%</b>			

**3<sup>rd</sup> QUARTER CY 2020**  
 New Mexico Workers' Compensation Administration

**LATE FILING FROI ITEMIZED: First Report of Injury or Illness – Q3 (CONT.)**

Carrier ID	Carrier Name	Number of ttd-ptd claims	Number Late	Late Ratio	Expected	Z-Score	Z > 2
44385	EVERGREEN PARENT, L.P.	1	1	100.0%	0		
58364	FAIRFAX FINANCIAL HOLDINGS LIMITED	2	0	0.0%	0		
52562	FARM BUREAU MUTUAL HOLDING COMPANY	5	1	20.0%	1		
FEX01	FEDERAL EXPRESS CORP POB 727	4	0	0.0%	1		
FED01	FEDERAL EXPRESS GROUND	3	3	100.0%	1		
384	FEDERATED MUTUAL INSURANCE COMPANY	5	1	20.0%	1		
FIS01	FOOD INDUSTRY SELF INS FUND OF NM	26	0	0.0%	6	-1.16	
58707	HARTFORD FINANCIAL SERVICES GROUP INC	34	7	20.6%	8	-0.08	
HEA01	HEALTHSOUTH REHAB CORP	1	0	0.0%	0		
ITL01	INTEL CORPORATION	2	0	0.0%	0		
51114	LIBERTY MUTUAL HOLDING COMPANY INC.	30	3	10.0%	7	-0.64	
50177	LOEWS CORPORATION	1	0	0.0%	0		
LAN01	LOS ALAMOS LABS	1	0	0.0%	0		
58405	MARKEL CORPORATION	4	0	0.0%	1		
HCW01	N M HEALTHCARE W C GROUP	1	0	0.0%	0		
PSI01	N M PUBLIC SCHOOLS	29	8	27.6%	6	0.28	
RUR01	N M RURAL ELECTRIC COOP ASSOC	4	0	0.0%	1		
2358	NATIONWIDE MUTUAL INSURANCE COMPANY	2	1	50.0%	0		
CIA01	NEW MEXICO ASSN. OF COUNTIES	38	7	18.4%	8	-0.20	
HWG01	NEW MEXICO HOSPITAL WORK COMP GROUP	3	0	0.0%	1		
11527	NEW MEXICO MUTUAL CASUALTY COMPANY	156	0	0.0%	35	-1.16	
AGC01	NM BUILDING BRANCH AGC	4	0	0.0%	1		
2381	OHIO FARMERS INSURANCE COMPANY	1	0	0.0%	0		
58439	OLD REPUBLIC INTERNATIONAL CORPORATION	27	16	59.3%	6	1.94	
58332	PROTECTIVE INSURANCE CORPORATION	6	1	16.7%	1		
85434	QBE INSURANCE GROUP LIMITED	3	0	0.0%	1		
SJR01	SAN JUAN REGIONAL MEDICAL CENTER	4	1	25.0%	1		
SAN01	SANDIA CORPORATION	4	1	25.0%	1		
58466	SELECTIVE INSURANCE GROUP INC	1	0	0.0%	0		
2466	SENTRY INSURANCE A MUTUAL COMPANY	2	0	0.0%	0		
46834	SERVICE INSURANCE HOLDINGS, INC	2	1	50.0%	0		
<b>Total</b>		<b>929</b>	<b>206</b>	<b>22.2%</b>			

**3<sup>rd</sup> QUARTER CY 2020**  
 New Mexico Workers' Compensation Administration

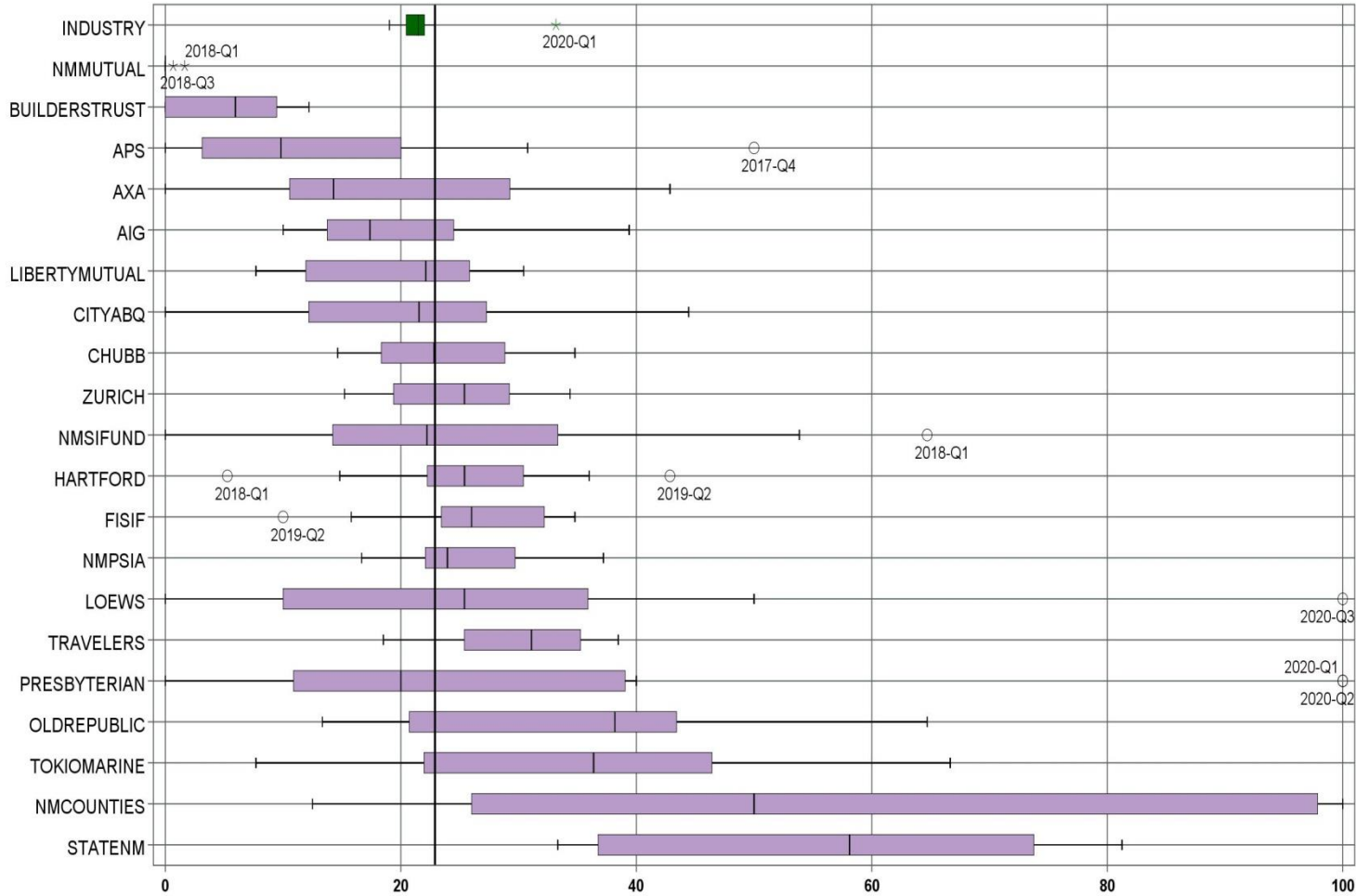
**LATE FILING FROI ITEMIZED: First Report of Injury or Illness – Q3 (CONT.)**

Carrier ID	Carrier Name	Number of ttd-ptd claims	Number Late	Late Ratio	Expected	Z-Score	Z > 2
52641	SOMPO HOLDINGS INC	2	1	50.0%	0		
55404	STARR INTERNATIONAL COMPANIES, INC	3	1	33.3%	1		
55404	STARR INTERNATIONAL COMPANY, INC.	3	1	33.3%	1		
2479	STATE FARM MUTUAL AUTOMOBILE INS CO	2	1	50.0%	0		
SNM01	STATE OF NEW MEXICO RISK MGMT DIVISION	49	10	20.4%	11	-0.09	
58505	THE HANOVER INSURANCE GROUP, INC.	2	0	0.0%	0		
KRO01	THE KROGER CO.	6	2	33.3%	1		
58633	TOKIO MARINE HOLDINGS, INC.	14	7	50.0%	3	1.46	
58470	TRAVELERS COMPANIES, INC.	55	27	49.1%	12	1.41	
58496	W. R. BERKLEY CORPORATION	6	2	33.3%	1		
50457	ZURICH INSURANCE GROUP LTD	57	21	36.8%	13	0.77	

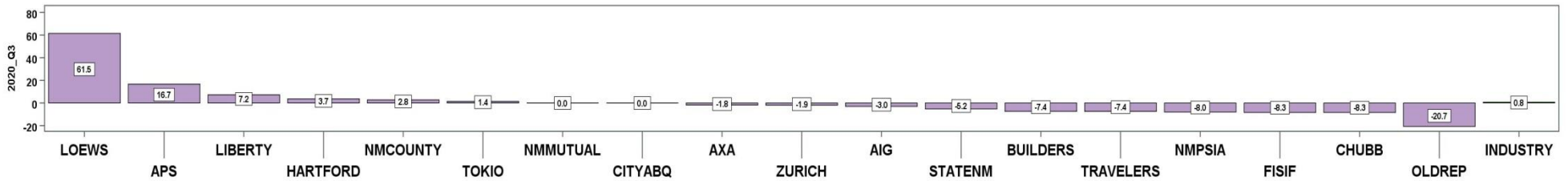
<b>Total</b>	<b>929</b>	<b>206</b>	<b>22.2%</b>				
--------------	------------	------------	--------------	--	--	--	--

3<sup>rd</sup> QUARTER CY 2020  
New Mexico Workers' Compensation Administration

LATE PAYMENT OF INITIAL BENEFITS TREND – 12 QTRS



Q3 CY 2020 Claim Summary		
Carrier Name	No.	% Late
AIG	72	13
APS	6	17
AXA	8	13
BUILDERSTRUST	32	0
CHUBB LIMITED	54	17
CITYABQ	11	0
FISIF	24	25
HARTFORD	31	32
LIBERTYMUTUAL	29	17
LOEWS	1	100
NMCOUNTIES	36	53
NMMUTUAL	155	0
NMPSIA	28	21
NMSIFUND	0	NA
OLDREPUBLIC	25	44
PRESBYTERIAN	0	NA
STATENM	47	64
TOKIO MARINE	13	38
TRAVELERS	50	24
ZURICH	46	15
<b>Industry Average</b>	<b>853</b>	<b>22.9%</b>



LATE PAYMENT OF INITIAL BENEFITS ITEMIZED – Q3 (CONT.)

Carrier ID	Carrier Name	Number of ttd-ptd claims	Number Late	Late Ratio	Expected	Z-Score	Z > 2
ABF01	ABF FREIGHT SYSTEM INC	2	0	0.0%	0		
H2001	ABQ/BERNCO WATER UTILITY AUTHORITY	2	0	0.0%	0		
468	ACUITY A MUTUAL INS COMPANY	4	0	0.0%	1		
APS01	ALBUQUERQUE PUBLIC SCHOOLS	6	1	16.7%	1		
58317	AMERICAN FINANCIAL GROUP, INC	2	1	50.0%	0		
58702	AMERICAN INTERNATIONAL GROUP, INC	72	9	12.5%	16	-0.50	
58459	ARCH CAPITAL GROUP LTD.	28	6	21.4%	6	-0.07	
ASF01	ARCHDIOCESE OF SANTA FE	1	0	0.0%	0		
58448	ARGO GROUP INTERNATIONAL HOLDINGS, LTD	6	2	33.3%	1		
ABC01	ASSOC BUILDERS & CONTRACTORS	2	0	0.0%	0		
85085	AXA S.A.	8	1	12.5%	2		
58334	BERKSHIRE HATHAWAY INC	18	12	66.7%	4	2.12	*****
46512	BIC HOLDINGS LLC	6	3	50.0%	1		
60081	BLUE CROSS BLUE SHIELD OF MI MUTUAL INS	4	3	75.0%	1		
221	BROTHERHOOD MUTUAL INSURANCE COMPANY	1	1	100.0%	0		
BTR01	BUILDERS TRUST	32	0	0.0%	7	-1.10	
2081	CENTRAL MUTUAL INSURANCE COMPANY	1	1	100.0%	0		
85512	CHANDLER INSURANCE COMPANY, LTD.	1	1	100.0%	0		
CHR01	CHRISTUS ST VINCENT HOSPITAL	2	1	50.0%	0		
58303	CHUBB LIMITED	54	9	16.7%	12	-0.30	
12205	CIMARRON INSURANCE COMPANY	2	2	100.0%	0		
58704	CINCINNATI FINANCIAL CORPORATION	2	2	100.0%	0		
ABQ01	CITY OF ALBUQUERQUE	11	0	0.0%	3	-1.10	
FAR01	CITY OF FARMINGTON	2	1	50.0%	0		
CLC01	CITY OF LAS CRUCES	3	1	33.3%	1		
COS01	COSTCO WHOLESALE	4	1	25.0%	1		
DOL01	DOLLAR GENERAL(DOLGEN CORP)	5	5	100.0%	1		
318	DONEGAL MUTUAL INSURANCE COMPANY	6	2	33.3%	1		
51243	EMPLOYERS HOLDINGS, INC.	2	1	50.0%	0		
55579	ENSTAR GROUP LIMITED	1	0	0.0%	0		
<b>Total</b>		<b>853</b>	<b>195</b>	<b>22.9%</b>			



LATE PAYMENT OF INITIAL BENEFITS ITEMIZED – Q3 (CONT.)

Carrier ID	Carrier Name	Number of ttd-ptd claims	Number Late	Late Ratio	Expected	Z-Score	Z > 2
58364	FAIRFAX FINANCIAL HOLDINGS LIMITED	2	0	0.0%	0		
52562	FARM BUREAU MUTUAL HOLDING COMPANY	5	1	20.0%	1		
FEX01	FEDERAL EXPRESS CORP POB 727	3	0	0.0%	1		
FED01	FEDERAL EXPRESS GROUND	3	2	66.7%	1		
384	FEDERATED MUTUAL INSURANCE COMPANY	2	0	0.0%	0		
FIS01	FOOD INDUSTRY SELF INS FUND OF NM	24	6	25.0%	5	0.10	
58707	HARTFORD FINANCIAL SERVICES GROUP INC	31	10	32.3%	7	0.45	
HEA01	HEALTHSOUTH REHAB CORP	1	0	0.0%	0		
ITL01	INTEL CORPORATION	2	0	0.0%	0		
51114	LIBERTY MUTUAL HOLDING COMPANY INC.	29	5	17.2%	7	-0.27	
50177	LOEWS CORPORATION	1	1	100.0%	0		
LAN01	LOS ALAMOS LABS	1	0	0.0%	0		
58405	MARKEL CORPORATION	3	0	0.0%	1		
HCW01	N M HEALTHCARE W C GROUP	1	0	0.0%	0		
PSI01	N M PUBLIC SCHOOLS	28	6	21.4%	6	-0.07	
RUR01	N M RURAL ELECTRIC COOP ASSOC	4	0	0.0%	1		
2358	NATIONWIDE MUTUAL INSURANCE COMPANY	2	2	100.0%	0		
CIA01	NEW MEXICO ASSN. OF COUNTIES	36	19	52.8%	8	1.45	
HWG01	NEW MEXICO HOSPITAL WORK COMP GROUP	3	0	0.0%	1		
11527	NEW MEXICO MUTUAL CASUALTY COMPANY	155	0	0.0%	35	-1.10	
AGC01	NM BUILDING BRANCH AGC	4	0	0.0%	1		
58439	OLD REPUBLIC INTERNATIONAL CORPORATION	25	11	44.0%	6	1.02	
58332	PROTECTIVE INSURANCE CORPORATION	6	3	50.0%	1		
85434	QBE INSURANCE GROUP LIMITED	3	0	0.0%	1		
SJR01	SAN JUAN REGIONAL MEDICAL CENTER	4	0	0.0%	1		
SAN01	SANDIA CORPORATION	4	1	25.0%	1		
58466	SELECTIVE INSURANCE GROUP INC	1	1	100.0%	0		
2466	SENTRY INSURANCE A MUTUAL COMPANY	2	0	0.0%	0		
46834	SERVICE INSURANCE HOLDINGS, INC	2	1	50.0%	0		
52641	SOMPO HOLDINGS INC	1	0	0.0%	0		
<b>Total</b>		<b>853</b>	<b>195</b>	<b>22.9%</b>			

**3<sup>rd</sup> QUARTER CY 2020**  
 New Mexico Workers' Compensation Administration

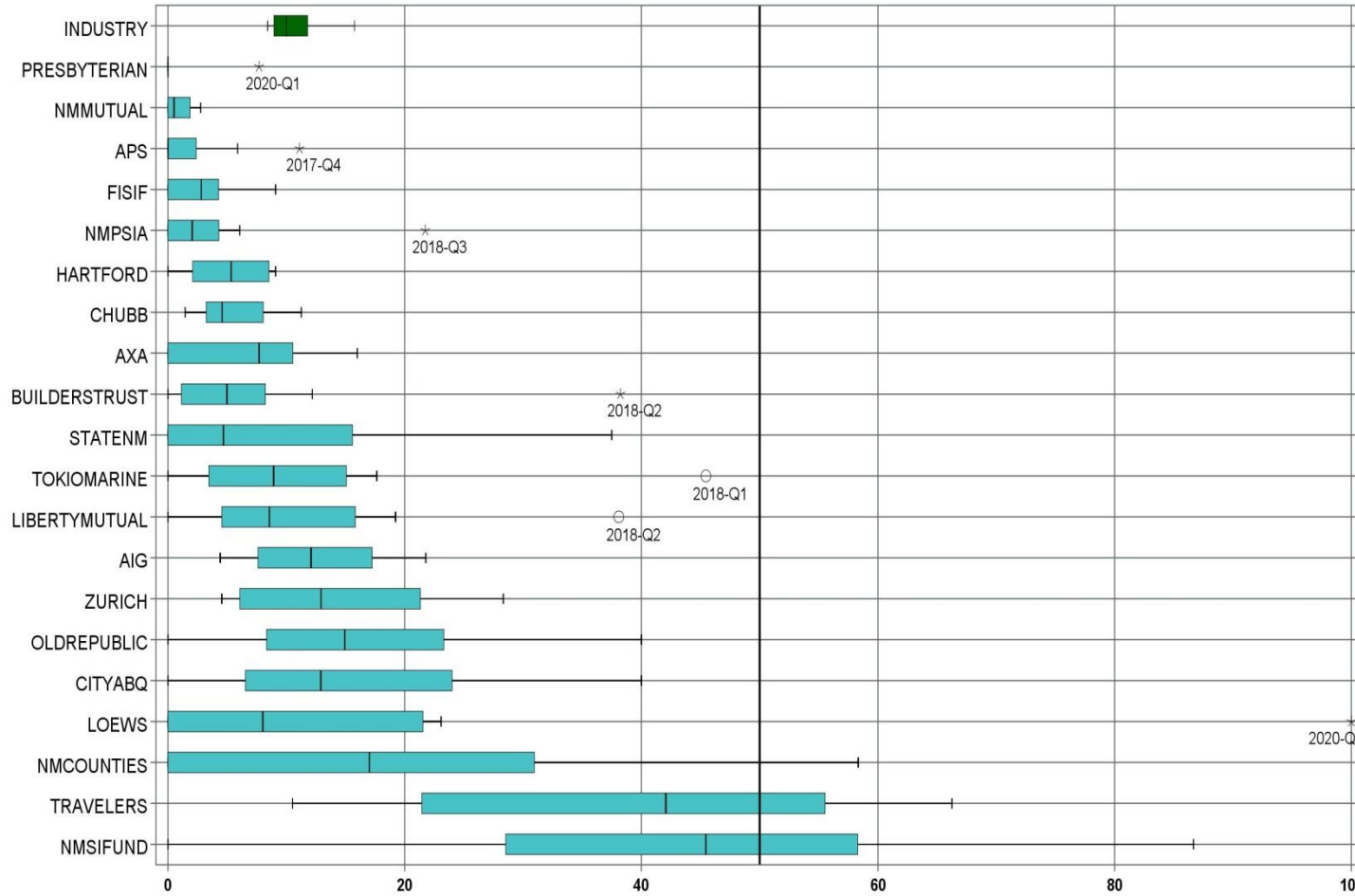
**LATE PAYMENT OF INITIAL BENEFITS ITEMIZED – Q3 (CONT.)**

Carrier ID	Carrier Name	Number of ttd-ptd claims	Number Late	Late Ratio	Expected	Z-Score	Z > 2
55404	STARR INTERNATIONAL COMPANIES, INC	3	1	33.3%	1		
55404	STARR INTERNATIONAL COMPANY, INC.	2	1	50.0%	0		
2479	STATE FARM MUTUAL AUTOMOBILE INS CO	1	0	0.0%	0		
SNM01	STATE OF NEW MEXICO RISK MGMT DIVISION	47	30	63.8%	11	1.98	
58505	THE HANOVER INSURANCE GROUP, INC.	2	0	0.0%	0		
KRO01	THE KROGER CO.	5	1	20.0%	1		
58633	TOKIO MARINE HOLDINGS, INC.	13	5	38.5%	3	0.75	
58470	TRAVELERS COMPANIES, INC.	50	12	24.0%	11	0.06	
58496	W. R. BERKLEY CORPORATION	6	3	50.0%	1		
50457	ZURICH INSURANCE GROUP LTD	46	7	15.2%	11	-0.37	

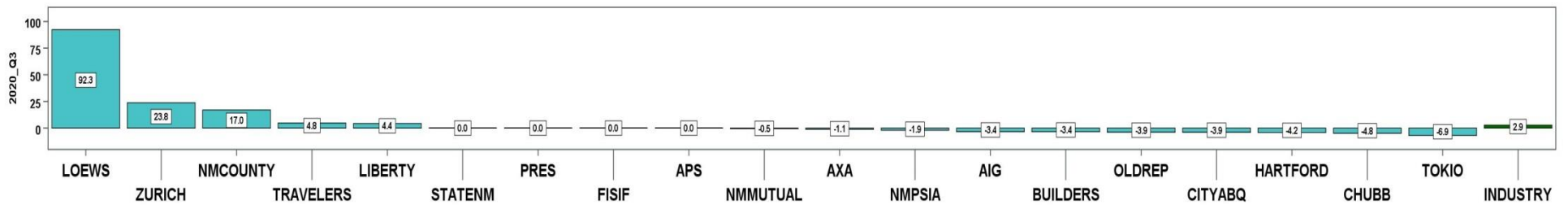
<b>Total</b>		<b>853</b>	<b>195</b>	<b>22.9%</b>			
--------------	--	------------	------------	--------------	--	--	--

3<sup>rd</sup> QUARTER CY 2020  
New Mexico Workers' Compensation Administration

LATE FILING SROI TREND – 12 QTRS: Subsequent Report of Injury



Q3 CY 2020 Claim Summary		
Carrier Name	No.	% Late
AIG	98	18
APS	6	0
AXA	10	10
BUILDERSTRUST	44	2
CHUBB LIMITED	60	3
CITYABQ	14	14
FISIF	27	0
HARTFORD	42	0
LIBERTYMUTUAL	39	8
LOEWS	2	100
NMCOUNTIES	47	17
NMMUTUAL	160	0
NMPSIA	30	3
NMSIFUND	0	NA
OLDREPUBLIC	30	7
PRESBYTERIAN	5	0
STATENM	57	0
TOKIO MARINE	14	0
TRAVELERS	59	56
ZURICH	60	28
<b>Industry Average</b>	<b>1,025</b>	<b>11.8%</b>



**3<sup>rd</sup> QUARTER CY 2020**  
 New Mexico Workers' Compensation Administration

**LATE FILING SROI ITEMIZED – Q3: Subsequent Report of Injury (CONT.)**

Carrier ID	Carrier Name	Number of ttd-ptd claims	Number Late	Late Ratio	Expected	Z-Score	Z > 2
ABF01	ABF FREIGHT SYSTEM INC	2	0	0.0%	0		
H2001	ABQ/BERNCO WATER UTILITY AUTHORITY	2	0	0.0%	0		
468	ACUITY A MUTUAL INS COMPANY	4	0	0.0%	0		
APS01	ALBUQUERQUE PUBLIC SCHOOLS	6	0	0.0%	1		
85449	ALLIANZ SE	1	1	100.0%	0		
ALL01	ALLSUP ENTERPRISES INC	2	0	0.0%	0		
58317	AMERICAN FINANCIAL GROUP, INC	2	0	0.0%	0		
58702	AMERICAN INTERNATIONAL GROUP, INC	98	18	18.4%	12	0.47	
58459	ARCH CAPITAL GROUP LTD.	31	4	12.9%	4	0.08	
ASF01	ARCHDIOCESE OF SANTA FE	1	0	0.0%	0		
58448	ARGO GROUP INTERNATIONAL HOLDINGS, LTD	9	4	44.4%	1		
ABC01	ASSOC BUILDERS & CONTRACTORS	2	0	0.0%	0		
85085	AXA S.A.	10	1	10.0%	1	-0.13	
58334	BERKSHIRE HATHAWAY INC	19	0	0.0%	2	-0.84	
46512	BIC HOLDINGS LLC	6	4	66.7%	1		
60081	BLUE CROSS BLUE SHIELD OF MI MUTUAL INS	4	0	0.0%	0		
221	BROTHERHOOD MUTUAL INSURANCE COMPANY	2	0	0.0%	0		
BTR01	BUILDERS TRUST	44	1	2.3%	5	-0.68	
2081	CENTRAL MUTUAL INSURANCE COMPANY	1	0	0.0%	0		
85512	CHANDLER INSURANCE COMPANY, LTD.	2	0	0.0%	0		
CHR01	CHRISTUS ST VINCENT HOSPITAL	2	0	0.0%	0		
58303	CHUBB LIMITED	60	2	3.3%	7	-0.60	
259	CHURCH MUTUAL INSURANCE COMPANY	1	1	100.0%	0		
12205	CIMARRON INSURANCE COMPANY	2	2	100.0%	0		
58704	CINCINNATI FINANCIAL CORPORATION	2	0	0.0%	0		
ABQ01	CITY OF ALBUQUERQUE	14	2	14.3%	2	0.18	
FAR01	CITY OF FARMINGTON	2	0	0.0%	0		
CLC01	CITY OF LAS CRUCES	3	0	0.0%	0		
44179	COPPERPOINT MUTUAL INSURANCE HOLDING CO	2	1	50.0%	0		
COS01	COSTCO WHOLESALE	4	1	25.0%	0		
DOL01	DOLLAR GENERAL(DOLGEN CORP)	5	2	40.0%	1		
<b>Total</b>		<b>1,025</b>	<b>121</b>	<b>11.8%</b>			

**3<sup>rd</sup> QUARTER CY 2020**  
 New Mexico Workers' Compensation Administration

**LATE FILING SROI ITEMIZED – Q3: Subsequent Report of Injury (CONT.)**

Carrier ID	Carrier Name	Number of ttd-ptd claims	Number Late	Late Ratio	Expected	Z-Score	Z > 2
318	DONEGAL MUTUAL INSURANCE COMPANY	6	3	50.0%	1		
51243	EMPLOYERS HOLDINGS, INC.	3	0	0.0%	0		
55579	ENSTAR GROUP LIMITED	1	0	0.0%	0		
44385	EVERGREEN PARENT, L.P.	1	0	0.0%	0		
58364	FAIRFAX FINANCIAL HOLDINGS LIMITED	2	0	0.0%	0		
52562	FARM BUREAU MUTUAL HOLDING COMPANY	5	2	40.0%	1		
FEX01	FEDERAL EXPRESS CORP POB 727	4	0	0.0%	0		
FED01	FEDERAL EXPRESS GROUND	3	0	0.0%	0		
384	FEDERATED MUTUAL INSURANCE COMPANY	6	0	0.0%	1		
FIS01	FOOD INDUSTRY SELF INS FUND OF NM	27	0	0.0%	3	-0.84	
58707	HARTFORD FINANCIAL SERVICES GROUP INC	42	0	0.0%	5	-0.84	
HEA01	HEALTHSOUTH REHAB CORP	1	0	0.0%	0		
ITL01	INTEL CORPORATION	2	0	0.0%	0		
51114	LIBERTY MUTUAL HOLDING COMPANY INC.	39	3	7.7%	5	-0.29	
50177	LOEWS CORPORATION	2	2	100.0%	0		
LAN01	LOS ALAMOS LABS	1	0	0.0%	0		
58405	MARKEL CORPORATION	4	1	25.0%	0		
HCW01	N M HEALTHCARE W C GROUP	2	0	0.0%	0		
PSI01	N M PUBLIC SCHOOLS	30	1	3.3%	4	-0.60	
RUR01	N M RURAL ELECTRIC COOP ASSOC	4	0	0.0%	0		
2358	NATIONWIDE MUTUAL INSURANCE COMPANY	2	0	0.0%	0		
CIA01	NEW MEXICO ASSN. OF COUNTIES	47	8	17.0%	6	0.37	
HWG01	NEW MEXICO HOSPITAL WORK COMP GROUP	4	0	0.0%	0		
11527	NEW MEXICO MUTUAL CASUALTY COMPANY	160	0	0.0%	19	-0.84	
AGC01	NM BUILDING BRANCH AGC	4	0	0.0%	0		
2381	OHIO FARMERS INSURANCE COMPANY	1	0	0.0%	0		
58439	OLD REPUBLIC INTERNATIONAL CORPORATION	30	2	6.7%	4	-0.37	
PRE01	PRESBYTERIAN HEALTHCARE SERVICES	5	0	0.0%	1		
58332	PROTECTIVE INSURANCE CORPORATION	6	1	16.7%	1		
85434	QBE INSURANCE GROUP LIMITED	3	0	0.0%	0		
SJR01	SAN JUAN REGIONAL MEDICAL CENTER	4	0	0.0%	0		
<b>Total</b>		<b>1,025</b>	<b>121</b>	<b>11.8%</b>			

**3<sup>rd</sup> QUARTER CY 2020**  
 New Mexico Workers' Compensation Administration

**LATE FILING SROI ITEMIZED – Q3: Subsequent Report of Injury (CONT.)**

Carrier ID	Carrier Name	Number of ttd-ptd claims	Number Late	Late Ratio	Expected	Z-Score	Z > 2
SAN01	SANDIA CORPORATION	4	0	0.0%	0		
58466	SELECTIVE INSURANCE GROUP INC	1	0	0.0%	0		
2466	SENTRY INSURANCE A MUTUAL COMPANY	7	2	28.6%	1		
46834	SERVICE INSURANCE HOLDINGS, INC	2	0	0.0%	0		
52641	SOMPO HOLDINGS INC	2	0	0.0%	0		
55404	STARR INTERNATIONAL COMPANIES, INC	3	0	0.0%	0		
55404	STARR INTERNATIONAL COMPANY, INC.	3	0	0.0%	0		
2479	STATE FARM MUTUAL AUTOMOBILE INS CO	2	0	0.0%	0		
SNM01	STATE OF NEW MEXICO RISK MGMT DIVISION	57	0	0.0%	7	-0.84	
58505	THE HANOVER INSURANCE GROUP, INC.	2	0	0.0%	0		
KRO01	THE KROGER CO.	7	2	28.6%	1		
58633	TOKIO MARINE HOLDINGS, INC.	14	0	0.0%	2	-0.84	
58470	TRAVELERS COMPANIES, INC.	59	33	55.9%	7	3.14	*****
58496	W. R. BERKLEY CORPORATION	6	0	0.0%	1		
50457	ZURICH INSURANCE GROUP LTD	60	17	28.3%	7	1.18	

<b>Total</b>	<b>1,025</b>	<b>121</b>	<b>11.8%</b>				
--------------	--------------	------------	--------------	--	--	--	--

**3<sup>rd</sup> QUARTER CY 2020**  
New Mexico Workers' Compensation Administration

**12 QUARTER LEGAL ACTIVITY REPORT**

Carrier ID	Carrier Name	Total	No Legal Activity	Legal Activity	% Legal Activity
ABF01	ABF FREIGHT SYSTEM INC	23	18	5	21.7%
H2001	ABQ/BERNCO WATER UTILITY AUTHORITY	10	7	3	30.0%
468	ACUITY A MUTUAL INS COMPANY	21	16	5	23.8%
55353	ALASKA NATIONAL CORPORATION	2	2	0	0.0%
APS01	ALBUQUERQUE PUBLIC SCHOOLS	148	129	19	12.8%
85449	ALLIANZ SE	2	1	1	50.0%
ALL01	ALLSUP ENTERPRISES INC	48	38	10	20.8%
58317	AMERICAN FINANCIAL GROUP, INC	27	18	9	33.3%
58702	AMERICAN INTERNATIONAL GROUP, INC	769	587	182	23.7%
6087	AMERICAN NATIONAL INSURANCE COMPANY	7	7	0	0.0%
58459	ARCH CAPITAL GROUP LTD.	111	89	22	19.8%
ASF01	ARCHDIOCESE OF SANTA FE	9	8	1	11.1%
58448	ARGO GROUP INTERNATIONAL HOLDINGS, LTD	87	70	17	19.5%
ABC01	ASSOC BUILDERS & CONTRACTORS	20	16	4	20.0%
85085	AXA S.A.	172	138	34	19.8%
BAS01	BASHA'S INC	2	2	0	0.0%
58334	BERKSHIRE HATHAWAY INC	96	78	18	18.8%
58334	BERKSHIRE HATHAWAY INC.	2	2	0	0.0%
46512	BIC HOLDINGS LLC	24	18	6	25.0%
60081	BLUE CROSS BLUE SHIELD OF MI MUTUAL INS	42	31	11	26.2%
221	BROTHERHOOD MUTUAL INSURANCE COMPANY	15	10	5	33.3%
BTR01	BUILDERS TRUST	561	451	110	19.6%
2081	CENTRAL MUTUAL INSURANCE COMPANY	3	3	0	0.0%
85512	CHANDLER INSURANCE COMPANY, LTD.	56	43	13	23.2%
CHE01	CHEVRON USA	2	0	2	100.0%
CHR01	CHRISTUS ST VINCENT HOSPITAL	33	30	3	9.1%
58303	CHUBB LIMITED	801	634	167	20.8%
259	CHURCH MUTUAL INSURANCE COMPANY	14	9	5	35.7%
12205	CIMARRON INSURANCE COMPANY	5	4	1	20.0%
58704	CINCINNATI FINANCIAL CORPORATION	6	5	1	16.7%
ABQ01	CITY OF ALBUQUERQUE	252	213	39	15.5%
<b>12 Quarter Total</b>		<b>12,203</b>	<b>9,746</b>	<b>2,457</b>	<b>20.1%</b>

**3<sup>rd</sup> QUARTER CY 2020**  
New Mexico Workers' Compensation Administration

**12 QUARTER LEGAL ACTIVITY REPORT (CONT.)**

Carrier ID	Carrier Name	Total	No Legal Activity	Legal Activity	% Legal Activity
CAR01	CITY OF CARLSBAD	17	14	3	17.6%
FAR01	CITY OF FARMINGTON	22	19	3	13.6%
CLC01	CITY OF LAS CRUCES	47	43	4	8.5%
CSF01	CITY OF SANTA FE	38	29	9	23.7%
44179	COPPERPOINT MUTUAL INSURANCE HOLDING CO	10	10	0	0.0%
COS01	COSTCO WHOLESALE	25	23	2	8.0%
DOL01	DOLLAR GENERAL(DOLGEN CORP)	25	21	4	16.0%
318	DONEGAL MUTUAL INSURANCE COMPANY	84	59	25	29.8%
51243	EMPLOYERS HOLDINGS, INC.	97	73	24	24.7%
2161	EMPLOYERS MUTUAL CASUALTY COMPANY	8	4	4	50.0%
55579	ENSTAR GROUP LIMITED	27	16	11	40.7%
58455	EVEREST RE GROUP LTD	27	24	3	11.1%
44385	EVERGREEN PARENT, L.P.	15	8	7	46.7%
50710	EXXON MOBIL CORPORATION	1	0	1	100.0%
58364	FAIRFAX FINANCIAL HOLDINGS LIMITED	41	24	17	41.5%
52562	FARM BUREAU MUTUAL HOLDING COMPANY	43	34	9	20.9%
FEX01	FEDERAL EXPRESS CORP POB 727	42	41	1	2.4%
FED01	FEDERAL EXPRESS GROUND	10	9	1	10.0%
384	FEDERATED MUTUAL INSURANCE COMPANY	54	40	14	25.9%
385	FEDERATED RURAL ELECTRIC INSURANCE EXCH	1	0	1	100.0%
FIS01	FOOD INDUSTRY SELF INS FUND OF NM	400	334	66	16.5%
59492	FOSUN INTERNATIONAL HOLDINGS LTD	2	2	0	0.0%
46317	FRANK WINSTON CRUM INSURANCE HOLDINGS	2	1	1	50.0%
FMM01	FREEPORT-MCMORAN CORP	43	39	4	9.3%
50408	GENERAL ELECTRIC COMPANY	2	2	0	0.0%
58707	HARTFORD FINANCIAL SERVICES GROUP INC	475	363	112	23.6%
HEA01	HEALTHSOUTH REHAB CORP	20	15	5	25.0%
HON01	HONEYWELL INC, RISK MGMT AB3-D	3	1	2	66.7%
51160	INTACT FINANCIAL CORPORATION	8	6	2	25.0%
ITL01	INTEL CORPORATION	26	26	0	0.0%
51391	JAMESTOWN HOLDINGS CORP.	2	2	0	0.0%
<b>12 Quarter Total</b>		<b>12,203</b>	<b>9,746</b>	<b>2,457</b>	<b>20.1%</b>



**3<sup>rd</sup> QUARTER CY 2020**  
New Mexico Workers' Compensation Administration

**12 QUARTER LEGAL ACTIVITY REPORT (CONT.)**

Carrier ID	Carrier Name	Total	No Legal Activity	Legal Activity	% Legal Activity
58711	KEMPER CORPORATION	1	0	1	100.0%
51114	LIBERTY MUTUAL HOLDING COMPANY INC.	465	397	68	14.6%
50177	LOEWS CORPORATION	122	95	27	22.1%
LAN01	LOS ALAMOS LABS	35	29	6	17.1%
MAC01	MACYS INC	2	1	1	50.0%
11387	MAINE EMPLOYERS MUTUAL INSURANCE COMPANY	4	4	0	0.0%
58405	MARKEL CORPORATION	55	44	11	20.0%
MTT01	MARRIOTT INTERNATIONAL INC	3	3	0	0.0%
55848	MATTHEW T. MOROUN	1	1	0	0.0%
MCA01	MECH CONTRACTORS ASSOC OF NM	9	9	0	0.0%
52662	MS&AD INSURANCE GROUP HOLDINGS, INC.	2	2	0	0.0%
HCW01	N M HEALTHCARE W C GROUP	32	30	2	6.3%
PSI01	N M PUBLIC SCHOOLS	606	510	96	15.8%
RUR01	N M RURAL ELECTRIC COOP ASSOC	20	19	1	5.0%
SIF01	N M SELF INSURERS FUND	148	130	18	12.2%
02358	NATIONWIDE MUTUAL INSURANCE COMPANY	1	1	0	0.0%
2358	NATIONWIDE MUTUAL INSURANCE COMPANY	31	20	11	35.5%
CIA01	NEW MEXICO ASSN. OF COUNTIES	407	309	98	24.1%
HWG01	NEW MEXICO HOSPITAL WORK COMP GROUP	73	66	7	9.6%
11527	NEW MEXICO MUTUAL CASUALTY COMPANY	2,360	1,840	520	22.0%
AGC01	NM BUILDING BRANCH AGC	23	18	5	21.7%
2381	OHIO FARMERS INSURANCE COMPANY	2	2	0	0.0%
58439	OLD REPUBLIC INTERNATIONAL CORPORATION	218	166	52	23.9%
PWC01	PINNACLE WEST CAPITAL CORP	2	2	0	0.0%
PRE01	PRESBYTERIAN HEALTHCARE SERVICES	160	148	12	7.5%
59716	PROSIGHT GLOBAL HOLDINGS LTD	3	3	0	0.0%
58332	PROTECTIVE INSURANCE CORPORATION	21	19	2	9.5%
85434	QBE INSURANCE GROUP LIMITED	20	15	5	25.0%
RYD01	RYDER SYSTEMS INC	1	1	0	0.0%
SJR01	SAN JUAN REGIONAL MEDICAL CENTER	50	45	5	10.0%
SAN01	SANDIA CORPORATION	37	35	2	5.4%
<b>12 Quarter Total</b>		<b>12,203</b>	<b>9,746</b>	<b>2,457</b>	<b>20.1%</b>

**3<sup>rd</sup> QUARTER CY 2020**  
New Mexico Workers' Compensation Administration

**12 QUARTER LEGAL ACTIVITY REPORT (CONT.)**

Carrier ID	Carrier Name	Total	No Legal Activity	Legal Activity	% Legal Activity
58466	SELECTIVE INSURANCE GROUP INC	7	6	1	14.3%
2466	SENTRY INSURANCE A MUTUAL COMPANY	63	52	11	17.5%
46834	SERVICE INSURANCE HOLDINGS, INC	5	4	1	20.0%
52641	SOMPO HOLDINGS INC	19	16	3	15.8%
55404	STARR INTERNATIONAL COMPANIES, INC	5	5	0	0.0%
55404	STARR INTERNATIONAL COMPANY, INC.	84	63	21	25.0%
2479	STATE FARM MUTUAL AUTOMOBILE INS CO	18	16	2	11.1%
SNM01	STATE OF NEW MEXICO RISK MGMT DIVISION	478	408	70	14.6%
52973	STEVEN MARIANO TRUST	3	3	0	0.0%
TAR01	TARGET STORES/DAYTON HUDSON	11	9	2	18.2%
58505	THE HANOVER INSURANCE GROUP, INC.	23	17	6	26.1%
KRO01	THE KROGER CO.	63	50	13	20.6%
58633	TOKIO MARINE HOLDINGS, INC.	192	159	33	17.2%
58470	TRAVELERS COMPANIES, INC.	622	494	128	20.6%
58496	W. R. BERKLEY CORPORATION	107	64	43	40.2%
3482	WCF MUTUAL INSURANCE COMPANY	2	2	0	0.0%
46966	WESTAIM HIIG LP	1	1	0	0.0%
WES01	WESTERN REFINING	21	14	7	33.3%
50457	ZURICH INSURANCE GROUP LTD	578	440	138	23.9%
<b>12 Quarter Total</b>		<b>12,203</b>	<b>9,746</b>	<b>2,457</b>	<b>20.1%</b>