



STATE OF NEW MEXICO  
**Workers' Compensation  
 Administration**

**2nd QUARTER CY 2020  
 INSURER SCORECARD**

**CONTENTS**

SCORECARD PROCESS AND NOTES .....1

LATE FILING FROI TREND – 12 QTRS: First Report of Injury or Illness .....2

LATE FILING FROI ITEMIZED: First Report of Injury or Illness – Q2 (CONT.) .....3

LATE FILING FROI ITEMIZED: First Report of Injury or Illness – Q2 (CONT.) .....4

LATE PAYMENT OF INITIAL BENEFITS TREND – 12 QTRS .....5

LATE PAYMENT OF INITIAL BENEFITS ITEMIZED – Q2 (CONT.) .....6

LATE PAYMENT OF INITIAL BENEFITS ITEMIZED – Q2 (CONT.) .....7

LATE PAYMENT OF INITIAL BENEFITS ITEMIZED – Q2 (CONT.) .....8

LATE FILING SROI TREND – 12 QTRS: Subsequent Report of Injury.....9

LATE FILING SROI ITEMIZED – Q2: Subsequent Report of Injury (CONT.) .....10

LATE FILING SROI ITEMIZED – Q2: Subsequent Report of Injury (CONT.) .....11

LATE FILING SROI ITEMIZED – Q2: Subsequent Report of Injury (CONT.) .....12

12 QUARTER LEGAL ACTIVITY REPORT.....13

12 QUARTER LEGAL ACTIVITY REPORT (CONT.) .....14

12 QUARTER LEGAL ACTIVITY REPORT (CONT.) .....15

12 QUARTER LEGAL ACTIVITY REPORT (CONT.) .....16

**\*\*The New Mexico Workers' Compensation Administration relies on carriers to accurately report their data to the agency. Carrier submissions are subject to computer edits and review by WCA staff. However, the data used in this report remains unaltered by the WCA. As such, data reporting errors can occur and may result in skewed scorecard results.**

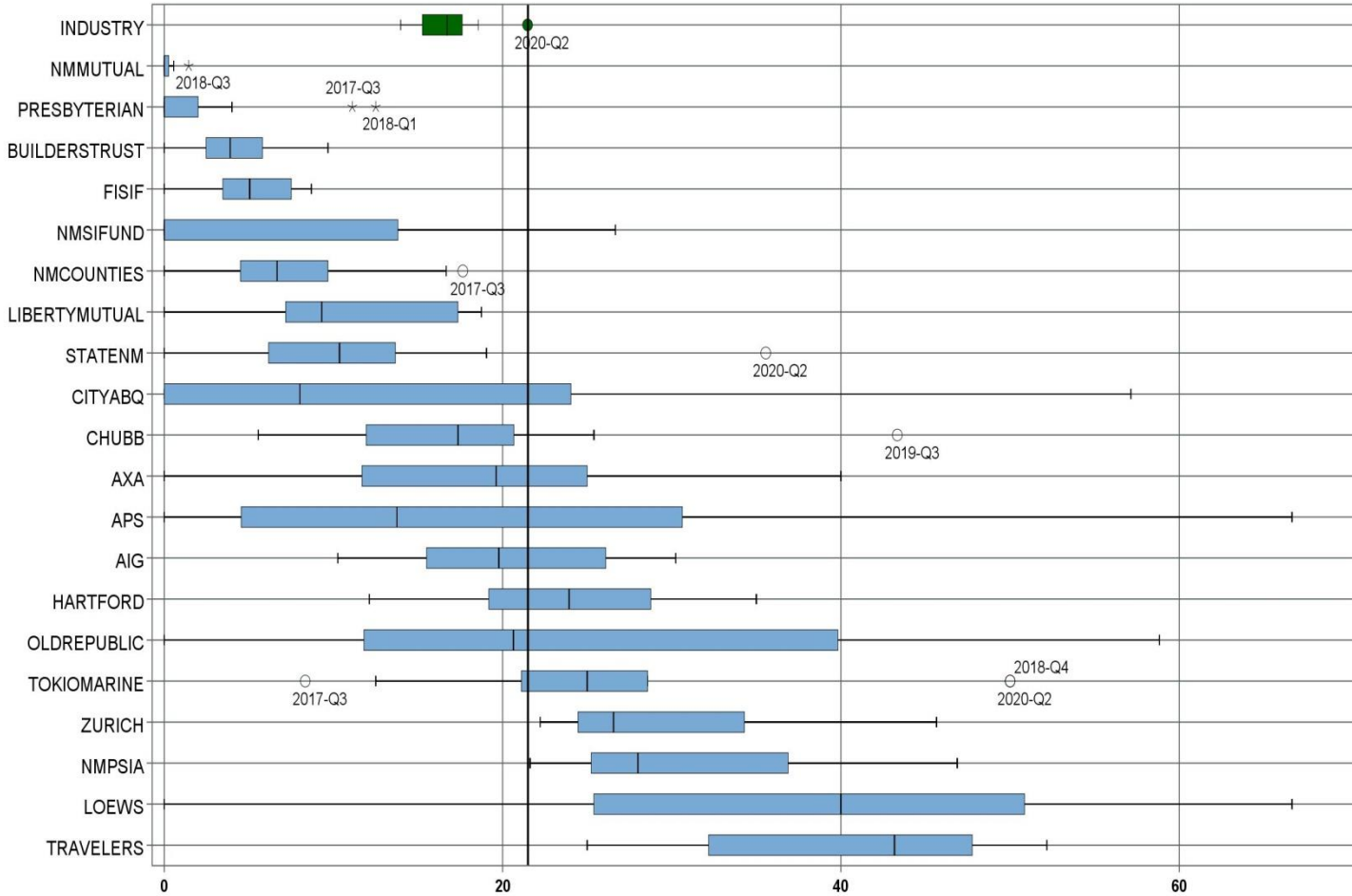
Produced by the Economic Research & Policy Bureau  
 Richard Adu-Asamoah, Bureau Chief  
 Ruili Yan, Economist

## **SCORECARD PROCESS AND NOTES**

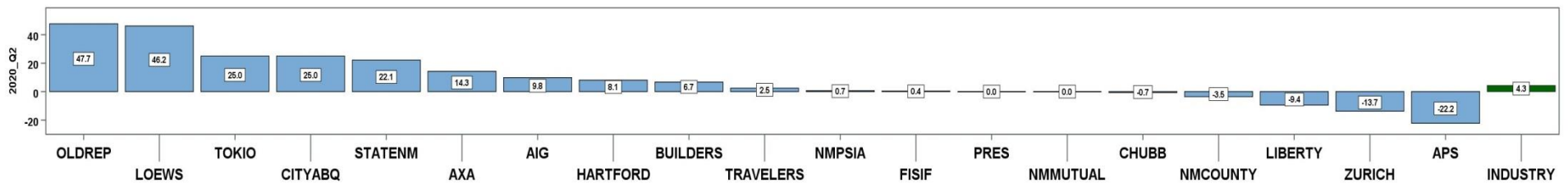
- ❖ Carriers are grouped by the uppermost parent company identified by AM Best Corporation, rather than by the NM WCA-assigned carrier number.
- ❖ The graphic information presented on the first page of each section is based on the 20 entities with the highest volume of indemnity SROI reports submitted for the preceding 12 quarters, rather than the same fixed 20 entities. The process will automatically “phase-out” companies that cease doing business in New Mexico, and “phase-in” companies that increase volume or become active, as needed.
- ❖ Each quarter is presented as a stand-alone quarter which only includes data for that quarter. Additionally, a summary report for the year is prepared alongside Q4 to give reporters the whole picture of the year.
- ❖ The detailed listing of reporting results is listed alphabetically, rather than by Z-score.

**2<sup>nd</sup> QUARTER CY 2020**  
New Mexico Workers' Compensation Administration

**LATE FILING FROI TREND – 12 QTRS: First Report of Injury or Illness**



Q2 CY 2020 Claim Summary		
Carrier Name	No.	% Late
AIG	86	30
APS	3	0
AXA	7	14
BUILDERSTRUST	31	10
CHUBB LIMITED	39	10
CITYABQ	4	25
FISIF	22	5
HARTFORD	20	35
LIBERTYMUTUAL	22	9
LOEWS	13	46
NMCOUNTIES	18	6
NMMUTUAL	171	0
NMPSIA	17	35
NMSIFUND	0	NA
OLDREPUBLIC	17	59
PRESBYTERIAN	1	0
STATENM	45	36
TOKIO MARINE	28	50
TRAVELERS	31	48
ZURICH	42	29
<b>Industry Average</b>	<b>759</b>	<b>21.5%</b>



**2<sup>nd</sup> QUARTER CY 2020**  
 New Mexico Workers' Compensation Administration

**LATE FILING FROI ITEMIZED: First Report of Injury or Illness – Q2 (CONT.)**

Carrier ID	Carrier Name	Number of ttd-ptd claims	Number Late	Late Ratio	Expected	Z-Score	Z > 2
APS01	ALBUQUERQUE PUBLIC SCHOOLS	3	0	0.0%	1		
58702	AMERICAN INTERNATIONAL GROUP, INC	86	26	30.2%	18	0.46	
58459	ARCH CAPITAL GROUP LTD.	4	1	25.0%	1		
ASF01	ARCHDIOCESE OF SANTA FE	2	0	0.0%	0		
58448	ARGO GROUP INTERNATIONAL HOLDINGS, LTD	9	6	66.7%	2		
85085	AXA S.A.	7	1	14.3%	2		
58334	BERKSHIRE HATHAWAY INC	14	4	28.6%	3	0.37	
60081	BLUE CROSS BLUE SHIELD OF MI MUTUAL INS	2	0	0.0%	0		
BTR01	BUILDERS TRUST	31	3	9.7%	7	-0.62	
85512	CHANDLER INSURANCE COMPANY, LTD.	4	0	0.0%	1		
CHR01	CHRISTUS ST VINCENT HOSPITAL	2	0	0.0%	0		
58303	CHUBB LIMITED	39	4	10.3%	8	-0.59	
259	CHURCH MUTUAL INSURANCE COMPANY	1	0	0.0%	0		
58704	CINCINNATI FINANCIAL CORPORATION	3	0	0.0%	1		
ABQ01	CITY OF ALBUQUERQUE	4	1	25.0%	1		
CAR01	CITY OF CARLSBAD	3	0	0.0%	1		
FAR01	CITY OF FARMINGTON	1	0	0.0%	0		
CLC01	CITY OF LAS CRUCES	3	0	0.0%	1		
CSF01	CITY OF SANTA FE	3	1	33.3%	1		
44179	COPPERPOINT MUTUAL INSURANCE HOLDING CO	1	1	100.0%	0		
COS01	COSTCO WHOLESALE	4	0	0.0%	1		
318	DONEGAL MUTUAL INSURANCE COMPANY	5	2	40.0%	1		
51243	EMPLOYERS HOLDINGS, INC.	6	3	50.0%	1		
58455	EVEREST RE GROUP LTD	1	0	0.0%	0		
58364	FAIRFAX FINANCIAL HOLDINGS LIMITED	4	2	50.0%	1		
52562	FARM BUREAU MUTUAL HOLDING COMPANY	4	0	0.0%	1		
FEX01	FEDERAL EXPRESS CORP POB 727	1	0	0.0%	0		
384	FEDERATED MUTUAL INSURANCE COMPANY	3	0	0.0%	1		
385	FEDERATED RURAL ELECTRIC INSURANCE EXCH	1	0	0.0%	0		
FIS01	FOOD INDUSTRY SELF INS FUND OF NM	22	1	4.5%	5	-0.88	
58707	HARTFORD FINANCIAL SERVICES GROUP INC	20	7	35.0%	4	0.71	
<b>Total</b>		<b>759</b>	<b>163</b>	<b>21.5%</b>			

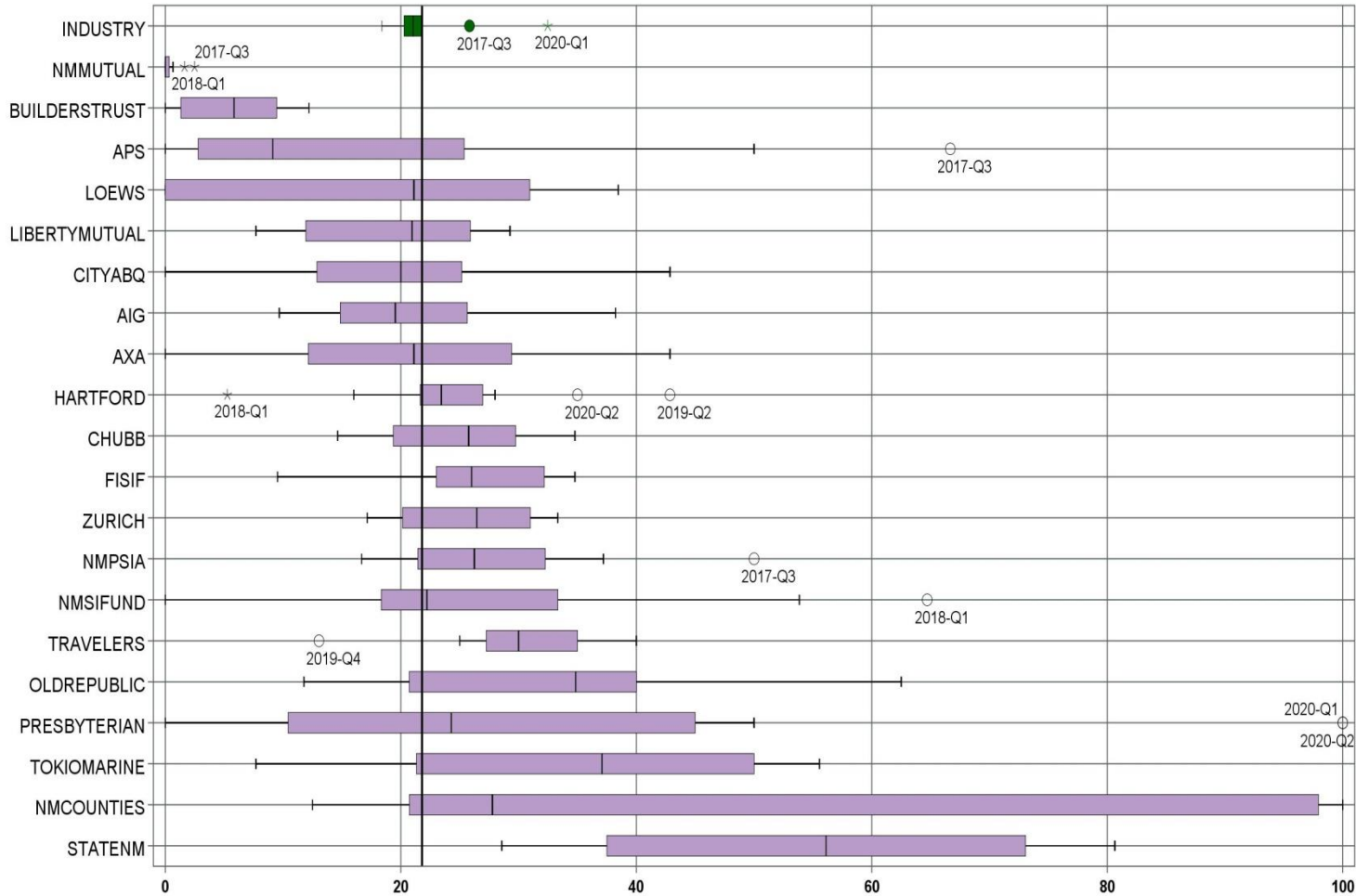
**2<sup>nd</sup> QUARTER CY 2020**  
 New Mexico Workers' Compensation Administration

**LATE FILING FROI ITEMIZED: First Report of Injury or Illness – Q2 (CONT.)**

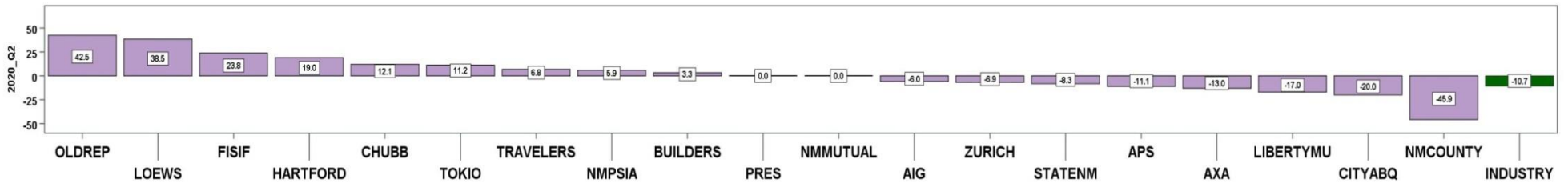
Carrier ID	Carrier Name	Number of ttd-ptd claims	Number Late	Late Ratio	Expected	Z-Score	Z > 2
51160	INTACT FINANCIAL CORPORATION	2	0	0.0%	0		
51114	LIBERTY MUTUAL HOLDING COMPANY INC.	22	2	9.1%	5	-0.65	
50177	LOEWS CORPORATION	13	6	46.2%	3	1.29	
LAN01	LOS ALAMOS LABS	1	0	0.0%	0		
MCA01	MECH CONTRACTORS ASSOC OF NM	1	0	0.0%	0		
52662	MS&AD INSURANCE GROUP HOLDINGS, INC.	1	0	0.0%	0		
HCW01	N M HEALTHCARE W C GROUP	1	0	0.0%	0		
PSI01	N M PUBLIC SCHOOLS	17	6	35.3%	4	0.72	
CIA01	NEW MEXICO ASSN. OF COUNTIES	18	1	5.6%	4	-0.83	
HWG01	NEW MEXICO HOSPITAL WORK COMP GROUP	7	1	14.3%	2		
11527	NEW MEXICO MUTUAL CASUALTY COMPANY	171	0	0.0%	37	-1.12	
AGC01	NM BUILDING BRANCH AGC	1	0	0.0%	0		
58439	OLD REPUBLIC INTERNATIONAL CORPORATION	17	10	58.8%	4	1.95	
PRE01	PRESBYTERIAN HEALTHCARE SERVICES	1	0	0.0%	0		
58332	PROTECTIVE INSURANCE CORPORATION	2	2	100.0%	0		
85434	QBE INSURANCE GROUP LIMITED	3	0	0.0%	1		
SJR01	SAN JUAN REGIONAL MEDICAL CENTER	11	0	0.0%	2	-1.12	
58466	SELECTIVE INSURANCE GROUP INC	4	3	75.0%	1		
2466	SENTRY INSURANCE A MUTUAL COMPANY	2	1	50.0%	0		
46834	SERVICE INSURANCE HOLDINGS, INC	3	2	66.7%	1		
52641	SOMPO HOLDINGS INC	3	3	100.0%	1		
55404	STARR INTERNATIONAL COMPANIES, INC	2	1	50.0%	0		
55404	STARR INTERNATIONAL COMPANY, INC.	6	3	50.0%	1		
2479	STATE FARM MUTUAL AUTOMOBILE INS CO	2	0	0.0%	0		
SNM01	STATE OF NEW MEXICO RISK MGMT DIVISION	45	16	35.6%	10	0.73	
KRO01	THE KROGER CO.	4	1	25.0%	1		
58633	TOKIO MARINE HOLDINGS, INC.	28	14	50.0%	6	1.49	
58470	TRAVELERS COMPANIES, INC.	31	15	48.4%	7	1.40	
58496	W. R. BERKLEY CORPORATION	4	0	0.0%	1		
46966	WESTAIM HIIG LP	1	1	100.0%	0		
50457	ZURICH INSURANCE GROUP LTD	42	12	28.6%	9	0.37	
<b>Total</b>		<b>759</b>	<b>163</b>	<b>21.5%</b>			

**2<sup>nd</sup> QUARTER CY 2020**  
New Mexico Workers' Compensation Administration

**LATE PAYMENT OF INITIAL BENEFITS TREND – 12 QTRS**



Q2 CY 2020 Claim Summary		
Carrier Name	No.	% Late
AIG	69	14
APS	3	0
AXA	7	14
BUILDERSTRUST	29	7
CHUBB LIMITED	36	28
CITYABQ	4	0
FISIF	21	33
HARTFORD	20	35
LIBERTYMUTUAL	22	9
LOEWS	13	38
NMCOUNTIES	16	50
NMMUTUAL	169	0
NMPSIA	17	29
NMSIFUND	0	NA
OLDREPUBLIC	16	63
PRESBYTERIAN	1	100
STATENM	40	68
TOKIO MARINE	26	38
TRAVELERS	28	36
ZURICH	35	17
<b>Industry Average</b>	<b>697</b>	<b>21.8%</b>



**2<sup>nd</sup> QUARTER CY 2020**  
 New Mexico Workers' Compensation Administration

**LATE PAYMENT OF INITIAL BENEFITS ITEMIZED – Q2 (CONT.)**

Carrier ID	Carrier Name	Number of ttd-ptd claims	Number Late	Late Ratio	Expected	Z-Score	Z > 2
APS01	ALBUQUERQUE PUBLIC SCHOOLS	3	0	0.0%	1		
58702	AMERICAN INTERNATIONAL GROUP, INC	69	10	14.5%	15	-0.32	
58459	ARCH CAPITAL GROUP LTD.	3	1	33.3%	1		
ASF01	ARCHDIOCESE OF SANTA FE	2	0	0.0%	0		
58448	ARGO GROUP INTERNATIONAL HOLDINGS, LTD	8	3	37.5%	2		
85085	AXA S.A.	7	1	14.3%	2		
58334	BERKSHIRE HATHAWAY INC	12	9	75.0%	3	2.35	*****
60081	BLUE CROSS BLUE SHIELD OF MI MUTUAL INS	2	0	0.0%	0		
BTR01	BUILDERS TRUST	29	2	6.9%	6	-0.66	
85512	CHANDLER INSURANCE COMPANY, LTD.	3	0	0.0%	1		
CHR01	CHRISTUS ST VINCENT HOSPITAL	2	0	0.0%	0		
58303	CHUBB LIMITED	36	10	27.8%	8	0.26	
259	CHURCH MUTUAL INSURANCE COMPANY	1	0	0.0%	0		
58704	CINCINNATI FINANCIAL CORPORATION	3	0	0.0%	1		
ABQ01	CITY OF ALBUQUERQUE	4	0	0.0%	1		
CAR01	CITY OF CARLSBAD	3	0	0.0%	1		
FAR01	CITY OF FARMINGTON	1	0	0.0%	0		
CLC01	CITY OF LAS CRUCES	3	0	0.0%	1		
CSF01	CITY OF SANTA FE	3	2	66.7%	1		
44179	COPPERPOINT MUTUAL INSURANCE HOLDING CO	1	0	0.0%	0		
COS01	COSTCO WHOLESALE	4	0	0.0%	1		
318	DONEGAL MUTUAL INSURANCE COMPANY	4	0	0.0%	1		
51243	EMPLOYERS HOLDINGS, INC.	5	1	20.0%	1		
58455	EVEREST RE GROUP LTD	1	0	0.0%	0		
58364	FAIRFAX FINANCIAL HOLDINGS LIMITED	3	0	0.0%	1		
52562	FARM BUREAU MUTUAL HOLDING COMPANY	3	1	33.3%	1		
FEX01	FEDERAL EXPRESS CORP POB 727	1	0	0.0%	0		
384	FEDERATED MUTUAL INSURANCE COMPANY	3	1	33.3%	1		
FIS01	FOOD INDUSTRY SELF INS FUND OF NM	21	7	33.3%	5	0.51	
58707	HARTFORD FINANCIAL SERVICES GROUP INC	20	7	35.0%	4	0.58	
<b>Total</b>		<b>697</b>	<b>152</b>	<b>21.8%</b>			

LATE PAYMENT OF INITIAL BENEFITS ITEMIZED – Q2 (CONT.)

Carrier ID	Carrier Name	Number of ttd-ptd claims	Number Late	Late Ratio	Expected	Z-Score	Z > 2
51160	INTACT FINANCIAL CORPORATION	1	0	0.0%	0		
51114	LIBERTY MUTUAL HOLDING COMPANY INC.	22	2	9.1%	5	-0.56	
50177	LOEWS CORPORATION	13	5	38.5%	3	0.73	
LAN01	LOS ALAMOS LABS	1	0	0.0%	0		
MCA01	MECH CONTRACTORS ASSOC OF NM	1	0	0.0%	0		
52662	MS&AD INSURANCE GROUP HOLDINGS, INC.	1	0	0.0%	0		
HCW01	N M HEALTHCARE W C GROUP	1	0	0.0%	0		
PSI01	N M PUBLIC SCHOOLS	17	5	29.4%	4	0.34	
CIA01	NEW MEXICO ASSN. OF COUNTIES	16	8	50.0%	3	1.24	
HWG01	NEW MEXICO HOSPITAL WORK COMP GROUP	6	1	16.7%	1		
11527	NEW MEXICO MUTUAL CASUALTY COMPANY	169	0	0.0%	37	-0.96	
AGC01	NM BUILDING BRANCH AGC	1	0	0.0%	0		
58439	OLD REPUBLIC INTERNATIONAL CORPORATION	16	10	62.5%	3	1.79	
PRE01	PRESBYTERIAN HEALTHCARE SERVICES	1	1	100.0%	0		
58332	PROTECTIVE INSURANCE CORPORATION	2	2	100.0%	0		
85434	QBE INSURANCE GROUP LIMITED	3	1	33.3%	1		
SJR01	SAN JUAN REGIONAL MEDICAL CENTER	11	0	0.0%	2	-0.96	
58466	SELECTIVE INSURANCE GROUP INC	3	2	66.7%	1		
2466	SENTRY INSURANCE A MUTUAL COMPANY	2	2	100.0%	0		
46834	SERVICE INSURANCE HOLDINGS, INC	2	2	100.0%	0		
52641	SOMPO HOLDINGS INC	3	1	33.3%	1		
55404	STARR INTERNATIONAL COMPANIES, INC	2	1	50.0%	0		
55404	STARR INTERNATIONAL COMPANY, INC.	4	0	0.0%	1		
2479	STATE FARM MUTUAL AUTOMOBILE INS CO	2	0	0.0%	0		
SNM01	STATE OF NEW MEXICO RISK MGMT DIVISION	40	27	67.5%	9	2.02	*****
KRO01	THE KROGER CO.	3	0	0.0%	1		
58633	TOKIO MARINE HOLDINGS, INC.	26	10	38.5%	6	0.73	
58470	TRAVELERS COMPANIES, INC.	28	10	35.7%	6	0.61	
58496	W. R. BERKLEY CORPORATION	4	0	0.0%	1		
46966	WESTAIM HIIG LP	1	1	100.0%	0		
<b>Total</b>		<b>697</b>	<b>152</b>	<b>21.8%</b>			



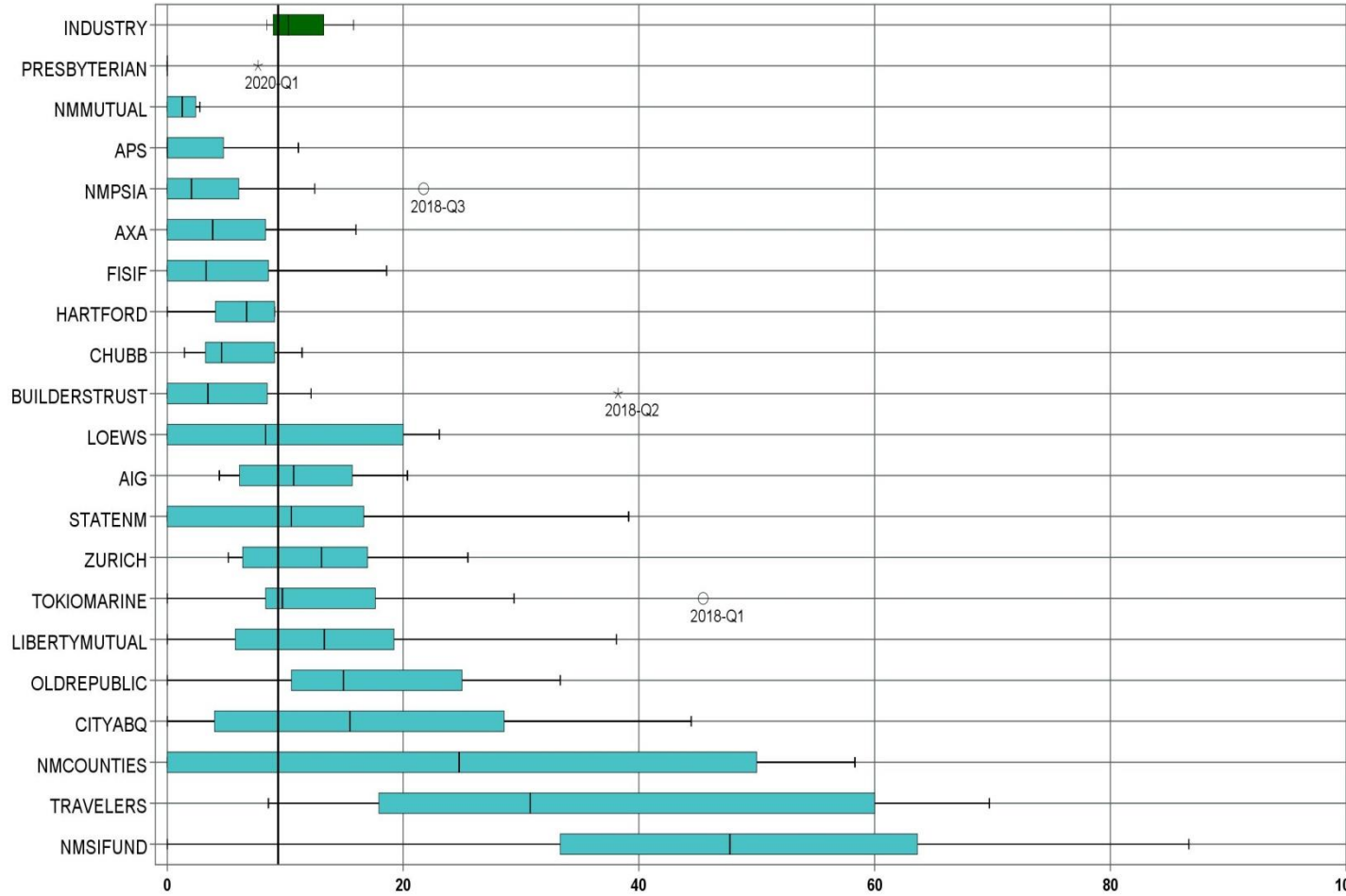
LATE PAYMENT OF INITIAL BENEFITS ITEMIZED – Q2 (CONT.)

Carrier ID	Carrier Name	Number of ttd-ptd claims	Number Late	Late Ratio	Expected	Z-Score	Z > 2
50457	ZURICH INSURANCE GROUP LTD	35	6	17.1%	8	-0.21	

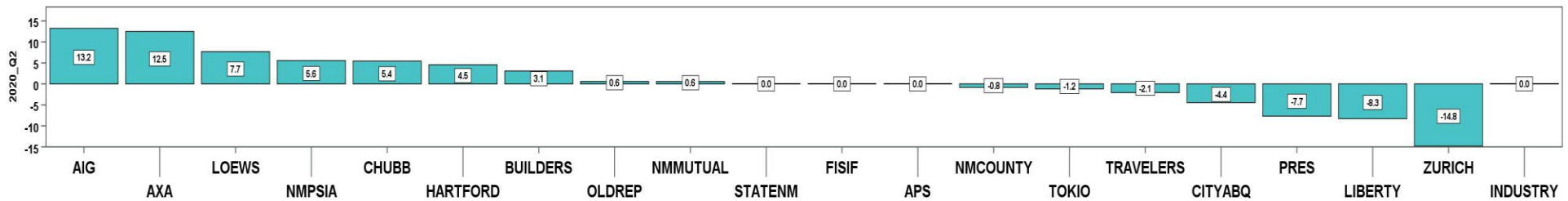
<b>Total</b>		<b>697</b>	<b>152</b>	<b>21.8%</b>			
--------------	--	------------	------------	--------------	--	--	--

2<sup>nd</sup> QUARTER CY 2020  
New Mexico Workers' Compensation Administration

LATE FILING SROI TREND – 12 QTRS: Subsequent Report of Injury



Q2 CY 2020 Claim Summary		
Carrier Name	No.	% Late
AIG	97	23
APS	3	0
AXA	8	13
BUILDERSTRUST	35	6
CHUBB LIMITED	45	9
CITYABQ	5	40
FISIF	23	0
HARTFORD	22	5
LIBERTYMUTUAL	30	3
LOEWS	13	8
NMCOUNTIES	21	0
NMMUTUAL	177	1
NMPSIA	18	6
NMSIFUND	0	NA
OLDREPUBLIC	18	11
PRESBYTERIAN	7	0
STATENM	49	0
TOKIO MARINE	28	7
TRAVELERS	32	66
ZURICH	44	5
<b>Industry Average</b>	<b>830</b>	<b>9.4%</b>



**2<sup>nd</sup> QUARTER CY 2020**  
 New Mexico Workers' Compensation Administration

**LATE FILING SROI ITEMIZED – Q2: Subsequent Report of Injury (CONT.)**

Carrier ID	Carrier Name	Number of ttd-ptd claims	Number Late	Late Ratio	Expected	Z-Score	Z > 2
APS01	ALBUQUERQUE PUBLIC SCHOOLS	3	0	0.0%	0		
58702	AMERICAN INTERNATIONAL GROUP, INC	97	22	22.7%	9	0.84	
58459	ARCH CAPITAL GROUP LTD.	6	1	16.7%	1		
ASF01	ARCHDIOCESE OF SANTA FE	2	0	0.0%	0		
58448	ARGO GROUP INTERNATIONAL HOLDINGS, LTD	9	0	0.0%	1		
85085	AXA S.A.	8	1	12.5%	1		
58334	BERKSHIRE HATHAWAY INC	14	0	0.0%	1	-0.60	
60081	BLUE CROSS BLUE SHIELD OF MI MUTUAL INS	3	1	33.3%	0		
221	BROTHERHOOD MUTUAL INSURANCE COMPANY	1	1	100.0%	0		
BTR01	BUILDERS TRUST	35	2	5.7%	3	-0.23	
85512	CHANDLER INSURANCE COMPANY, LTD.	6	0	0.0%	1		
CHR01	CHRISTUS ST VINCENT HOSPITAL	2	0	0.0%	0		
58303	CHUBB LIMITED	45	4	8.9%	4	-0.03	
259	CHURCH MUTUAL INSURANCE COMPANY	1	1	100.0%	0		
58704	CINCINNATI FINANCIAL CORPORATION	4	4	100.0%	0		
ABQ01	CITY OF ALBUQUERQUE	5	2	40.0%	0		
CAR01	CITY OF CARLSBAD	3	0	0.0%	0		
FAR01	CITY OF FARMINGTON	1	0	0.0%	0		
CLC01	CITY OF LAS CRUCES	3	0	0.0%	0		
CSF01	CITY OF SANTA FE	3	0	0.0%	0		
44179	COPPERPOINT MUTUAL INSURANCE HOLDING CO	1	0	0.0%	0		
COS01	COSTCO WHOLESALE	4	0	0.0%	0		
318	DONEGAL MUTUAL INSURANCE COMPANY	6	1	16.7%	1		
51243	EMPLOYERS HOLDINGS, INC.	6	0	0.0%	1		
55579	ENSTAR GROUP LIMITED	1	0	0.0%	0		
58455	EVEREST RE GROUP LTD	1	0	0.0%	0		
58364	FAIRFAX FINANCIAL HOLDINGS LIMITED	4	0	0.0%	0		
52562	FARM BUREAU MUTUAL HOLDING COMPANY	4	0	0.0%	0		
FEX01	FEDERAL EXPRESS CORP POB 727	2	0	0.0%	0		
384	FEDERATED MUTUAL INSURANCE COMPANY	3	0	0.0%	0		
385	FEDERATED RURAL ELECTRIC INSURANCE EXCH	1	1	100.0%	0		
<b>Total</b>		<b>830</b>	<b>78</b>	<b>9.4%</b>			

LATE FILING SROI ITEMIZED – Q2: Subsequent Report of Injury (CONT.)

Carrier ID	Carrier Name	Number of ttd-ptd claims	Number Late	Late Ratio	Expected	Z-Score	Z > 2
FIS01	FOOD INDUSTRY SELF INS FUND OF NM	23	0	0.0%	2	-0.60	
58707	HARTFORD FINANCIAL SERVICES GROUP INC	22	1	4.5%	2	-0.31	
51160	INTACT FINANCIAL CORPORATION	2	0	0.0%	0		
51114	LIBERTY MUTUAL HOLDING COMPANY INC.	30	1	3.3%	3	-0.38	
50177	LOEWS CORPORATION	13	1	7.7%	1	-0.11	
LAN01	LOS ALAMOS LABS	1	0	0.0%	0		
MCA01	MECH CONTRACTORS ASSOC OF NM	1	0	0.0%	0		
52662	MS&AD INSURANCE GROUP HOLDINGS, INC.	1	0	0.0%	0		
HCW01	N M HEALTHCARE W C GROUP	2	0	0.0%	0		
PSI01	N M PUBLIC SCHOOLS	18	1	5.6%	2	-0.24	
CIA01	NEW MEXICO ASSN. OF COUNTIES	21	0	0.0%	2	-0.60	
HWG01	NEW MEXICO HOSPITAL WORK COMP GROUP	7	1	14.3%	1		
11527	NEW MEXICO MUTUAL CASUALTY COMPANY	177	1	0.6%	17	-0.56	
AGC01	NM BUILDING BRANCH AGC	1	0	0.0%	0		
58439	OLD REPUBLIC INTERNATIONAL CORPORATION	18	2	11.1%	2	0.11	
PRE01	PRESBYTERIAN HEALTHCARE SERVICES	7	0	0.0%	1		
58332	PROTECTIVE INSURANCE CORPORATION	2	0	0.0%	0		
85434	QBE INSURANCE GROUP LIMITED	3	0	0.0%	0		
SJR01	SAN JUAN REGIONAL MEDICAL CENTER	11	0	0.0%	1	-0.60	
58466	SELECTIVE INSURANCE GROUP INC	4	0	0.0%	0		
2466	SENTRY INSURANCE A MUTUAL COMPANY	3	0	0.0%	0		
46834	SERVICE INSURANCE HOLDINGS, INC	3	0	0.0%	0		
52641	SOMPO HOLDINGS INC	3	0	0.0%	0		
55404	STARR INTERNATIONAL COMPANIES, INC	2	0	0.0%	0		
55404	STARR INTERNATIONAL COMPANY, INC.	6	3	50.0%	1		
2479	STATE FARM MUTUAL AUTOMOBILE INS CO	2	0	0.0%	0		
SNM01	STATE OF NEW MEXICO RISK MGMT DIVISION	49	0	0.0%	5	-0.60	
KRO01	THE KROGER CO.	4	1	25.0%	0		
58633	TOKIO MARINE HOLDINGS, INC.	28	2	7.1%	3	-0.14	
58470	TRAVELERS COMPANIES, INC.	32	21	65.6%	3	3.57	*****
58496	W. R. BERKLEY CORPORATION	5	0	0.0%	0		
<b>Total</b>		<b>830</b>	<b>78</b>	<b>9.4%</b>			

**2<sup>nd</sup> QUARTER CY 2020**  
 New Mexico Workers' Compensation Administration

**LATE FILING SROI ITEMIZED – Q2: Subsequent Report of Injury (CONT.)**

Carrier ID	Carrier Name	Number of ttd-ptd claims	Number Late	Late Ratio	Expected	Z-Score	Z > 2
46966	WESTAIM HIIG LP	1	0	0.0%	0		
50457	ZURICH INSURANCE GROUP LTD	44	2	4.5%	4	-0.31	

<b>Total</b>		<b>830</b>	<b>78</b>	<b>9.4%</b>			
--------------	--	------------	-----------	-------------	--	--	--

**2<sup>nd</sup> QUARTER CY 2020**  
New Mexico Workers' Compensation Administration

**12 QUARTER LEGAL ACTIVITY REPORT**

Carrier ID	Carrier Name	Total	No Legal Activity	Legal Activity	% Legal Activity
ABF01	ABF FREIGHT SYSTEM INC	23	19	4	17.4%
H2001	ABQ/BERNCO WATER UTILITY AUTHORITY	9	6	3	33.3%
468	ACUITY A MUTUAL INS COMPANY	17	12	5	29.4%
55353	ALASKA NATIONAL CORPORATION	2	2	0	0.0%
APS01	ALBUQUERQUE PUBLIC SCHOOLS	149	132	17	11.4%
85449	ALLIANZ SE	1	1	0	0.0%
ALL01	ALLSUP ENTERPRISES INC	65	57	8	12.3%
58317	AMERICAN FINANCIAL GROUP, INC	31	18	13	41.9%
58702	AMERICAN INTERNATIONAL GROUP, INC	746	561	185	24.8%
6087	AMERICAN NATIONAL INSURANCE COMPANY	7	7	0	0.0%
52536	AMERISURE MUTUAL HOLDINGS INC	2	2	0	0.0%
58459	ARCH CAPITAL GROUP LTD.	90	67	23	25.6%
ASF01	ARCHDIOCESE OF SANTA FE	11	10	1	9.1%
58448	ARGO GROUP INTERNATIONAL HOLDINGS, LTD	82	63	19	23.2%
ABC01	ASSOC BUILDERS & CONTRACTORS	21	16	5	23.8%
85085	AXA S.A.	181	147	34	18.8%
BAS01	BASHA'S INC	3	3	0	0.0%
58334	BERKSHIRE HATHAWAY INC	85	66	19	22.4%
58334	BERKSHIRE HATHAWAY INC.	2	2	0	0.0%
46512	BIC HOLDINGS LLC	18	12	6	33.3%
60081	BLUE CROSS BLUE SHIELD OF MI MUTUAL INS	39	28	11	28.2%
221	BROTHERHOOD MUTUAL INSURANCE COMPANY	13	9	4	30.8%
BTR01	BUILDERS TRUST	564	450	114	20.2%
2081	CENTRAL MUTUAL INSURANCE COMPANY	2	2	0	0.0%
85512	CHANDLER INSURANCE COMPANY, LTD.	59	46	13	22.0%
CHE01	CHEVRON USA	2	1	1	50.0%
CHR01	CHRISTUS ST VINCENT HOSPITAL	33	31	2	6.1%
58303	CHUBB LIMITED	793	625	168	21.2%
259	CHURCH MUTUAL INSURANCE COMPANY	14	8	6	42.9%
12205	CIMARRON INSURANCE COMPANY	3	2	1	33.3%
58704	CINCINNATI FINANCIAL CORPORATION	4	3	1	25.0%
<b>12 Quarter Total</b>		<b>12,028</b>	<b>9,545</b>	<b>2,483</b>	<b>20.6%</b>

**2<sup>nd</sup> QUARTER CY 2020**  
New Mexico Workers' Compensation Administration

**12 QUARTER LEGAL ACTIVITY REPORT (CONT.)**

Carrier ID	Carrier Name	Total	No Legal Activity	Legal Activity	% Legal Activity
ABQ01	CITY OF ALBUQUERQUE	253	210	43	17.0%
CAR01	CITY OF CARLSBAD	18	15	3	16.7%
FAR01	CITY OF FARMINGTON	26	22	4	15.4%
CLC01	CITY OF LAS CRUCES	45	42	3	6.7%
CSF01	CITY OF SANTA FE	37	29	8	21.6%
44179	COPPERPOINT MUTUAL INSURANCE HOLDING CO	8	8	0	0.0%
COS01	COSTCO WHOLESALE	21	19	2	9.5%
DOL01	DOLLAR GENERAL(DOLGEN CORP)	20	17	3	15.0%
318	DONEGAL MUTUAL INSURANCE COMPANY	88	60	28	31.8%
51243	EMPLOYERS HOLDINGS, INC.	98	74	24	24.5%
2161	EMPLOYERS MUTUAL CASUALTY COMPANY	8	4	4	50.0%
55579	ENSTAR GROUP LIMITED	26	16	10	38.5%
58455	EVEREST RE GROUP LTD	30	27	3	10.0%
44385	EVERGREEN PARENT, L.P.	18	10	8	44.4%
50710	EXXON MOBIL CORPORATION	1	0	1	100.0%
58364	FAIRFAX FINANCIAL HOLDINGS LIMITED	43	27	16	37.2%
52562	FARM BUREAU MUTUAL HOLDING COMPANY	41	32	9	22.0%
FEX01	FEDERAL EXPRESS CORP POB 727	41	40	1	2.4%
FED01	FEDERAL EXPRESS GROUND	7	6	1	14.3%
384	FEDERATED MUTUAL INSURANCE COMPANY	56	41	15	26.8%
385	FEDERATED RURAL ELECTRIC INSURANCE EXCH	1	0	1	100.0%
FIS01	FOOD INDUSTRY SELF INS FUND OF NM	413	351	62	15.0%
59492	FOSUN INTERNATIONAL HOLDINGS LTD	2	2	0	0.0%
46317	FRANK WINSTON CRUM INSURANCE HOLDINGS	2	1	1	50.0%
FMM01	FREEPORT-MCMORAN CORP	49	44	5	10.2%
50408	GENERAL ELECTRIC COMPANY	2	2	0	0.0%
54044	GROUP ONE THOUSAND ONE, LLC	2	2	0	0.0%
58707	HARTFORD FINANCIAL SERVICES GROUP INC	474	359	115	24.3%
85259	HDI V.A.G.	1	0	1	100.0%
HEA01	HEALTHSOUTH REHAB CORP	22	17	5	22.7%
HON01	HONEYWELL INC, RISK MGMT AB3-D	3	1	2	66.7%
<b>12 Quarter Total</b>		<b>12,028</b>	<b>9,545</b>	<b>2,483</b>	<b>20.6%</b>

**2<sup>nd</sup> QUARTER CY 2020**  
 New Mexico Workers' Compensation Administration

**12 QUARTER LEGAL ACTIVITY REPORT (CONT.)**

Carrier ID	Carrier Name	Total	No Legal Activity	Legal Activity	% Legal Activity
51160	INTACT FINANCIAL CORPORATION	8	6	2	25.0%
ITL01	INTEL CORPORATION	25	25	0	0.0%
51391	JAMESTOWN HOLDINGS CORP.	2	2	0	0.0%
58711	KEMPER CORPORATION	1	0	1	100.0%
51114	LIBERTY MUTUAL HOLDING COMPANY INC.	442	379	63	14.3%
50177	LOEWS CORPORATION	134	101	33	24.6%
LAN01	LOS ALAMOS LABS	36	30	6	16.7%
MAC01	MACYS INC	2	1	1	50.0%
11387	MAINE EMPLOYERS MUTUAL INSURANCE COMPANY	4	4	0	0.0%
58405	MARKEL CORPORATION	55	45	10	18.2%
MTT01	MARRIOTT INTERNATIONAL INC	3	3	0	0.0%
55848	MATTHEW T. MOROUN	1	1	0	0.0%
MCA01	MECH CONTRACTORS ASSOC OF NM	10	10	0	0.0%
52662	MS&AD INSURANCE GROUP HOLDINGS, INC.	2	2	0	0.0%
HCW01	N M HEALTHCARE W C GROUP	35	33	2	5.7%
PSI01	N M PUBLIC SCHOOLS	610	519	91	14.9%
RUR01	N M RURAL ELECTRIC COOP ASSOC	19	18	1	5.3%
SIF01	N M SELF INSURERS FUND	155	138	17	11.0%
02358	NATIONWIDE MUTUAL INSURANCE COMPANY	1	1	0	0.0%
2358	NATIONWIDE MUTUAL INSURANCE COMPANY	32	20	12	37.5%
CIA01	NEW MEXICO ASSN. OF COUNTIES	375	280	95	25.3%
HWG01	NEW MEXICO HOSPITAL WORK COMP GROUP	81	73	8	9.9%
11527	NEW MEXICO MUTUAL CASUALTY COMPANY	2,379	1,831	548	23.0%
AGC01	NM BUILDING BRANCH AGC	21	17	4	19.0%
2381	OHIO FARMERS INSURANCE COMPANY	4	2	2	50.0%
58439	OLD REPUBLIC INTERNATIONAL CORPORATION	200	157	43	21.5%
PWC01	PINNACLE WEST CAPITAL CORP	2	2	0	0.0%
PRE01	PRESBYTERIAN HEALTHCARE SERVICES	167	155	12	7.2%
59716	PROSIGHT GLOBAL HOLDINGS LTD	3	3	0	0.0%
58332	PROTECTIVE INSURANCE CORPORATION	16	15	1	6.3%
85434	QBE INSURANCE GROUP LIMITED	18	13	5	27.8%
<b>12 Quarter Total</b>		<b>12,028</b>	<b>9,545</b>	<b>2,483</b>	<b>20.6%</b>



**2<sup>nd</sup> QUARTER CY 2020**  
 New Mexico Workers' Compensation Administration

**12 QUARTER LEGAL ACTIVITY REPORT (CONT.)**

Carrier ID	Carrier Name	Total	No Legal Activity	Legal Activity	% Legal Activity
RYD01	RYDER SYSTEMS INC	1	1	0	0.0%
SJR01	SAN JUAN REGIONAL MEDICAL CENTER	46	41	5	10.9%
SAN01	SANDIA CORPORATION	37	34	3	8.1%
58466	SELECTIVE INSURANCE GROUP INC	6	5	1	16.7%
2466	SENTRY INSURANCE A MUTUAL COMPANY	60	48	12	20.0%
46834	SERVICE INSURANCE HOLDINGS, INC	3	2	1	33.3%
52641	SOMPO HOLDINGS INC	19	17	2	10.5%
55404	STARR INTERNATIONAL COMPANIES, INC	2	2	0	0.0%
55404	STARR INTERNATIONAL COMPANY, INC.	86	62	24	27.9%
2479	STATE FARM MUTUAL AUTOMOBILE INS CO	18	16	2	11.1%
SNM01	STATE OF NEW MEXICO RISK MGMT DIVISION	455	384	71	15.6%
52973	STEVEN MARIANO TRUST	6	5	1	16.7%
TAR01	TARGET STORES/DAYTON HUDSON	12	10	2	16.7%
58505	THE HANOVER INSURANCE GROUP, INC.	21	18	3	14.3%
KRO01	THE KROGER CO.	59	47	12	20.3%
58633	TOKIO MARINE HOLDINGS, INC.	193	161	32	16.6%
58470	TRAVELERS COMPANIES, INC.	523	404	119	22.8%
58496	W. R. BERKLEY CORPORATION	113	68	45	39.8%
3482	WCF MUTUAL INSURANCE COMPANY	2	2	0	0.0%
46966	WESTAIM HIIG LP	1	1	0	0.0%
WES01	WESTERN REFINING	22	15	7	31.8%
50457	ZURICH INSURANCE GROUP LTD	573	430	143	25.0%
<b>12 Quarter Total</b>		<b>12,028</b>	<b>9,545</b>	<b>2,483</b>	<b>20.6%</b>