



STATE OF NEW MEXICO
**Workers' Compensation
 Administration**

**1st QUARTER CY 2020
 INSURER SCORECARD**

CONTENTS

SCORECARD PROCESS AND NOTES1

LATE FILING FROI TREND – 12 QTRS: First Report of Injury or Illness2

LATE FILING FROI ITEMIZED: First Report of Injury or Illness – Q1 (CONT.)3

LATE FILING FROI ITEMIZED: First Report of Injury or Illness – Q1 (CONT.)4

LATE FILING FROI ITEMIZED: First Report of Injury or Illness – Q1 (CONT.)5

LATE PAYMENT OF INITIAL BENEFITS TREND – 12 QTRS6

LATE PAYMENT OF INITIAL BENEFITS ITEMIZED – Q1 (CONT.)7

LATE PAYMENT OF INITIAL BENEFITS ITEMIZED – Q1 (CONT.)8

LATE PAYMENT OF INITIAL BENEFITS ITEMIZED – Q1 (CONT.)9

LATE FILING SROI TREND – 12 QTRS: Subsequent Report of Injury.....10

LATE FILING SROI ITEMIZED – Q1: Subsequent Report of Injury (CONT.)11

LATE FILING SROI ITEMIZED – Q1: Subsequent Report of Injury (CONT.)12

LATE FILING SROI ITEMIZED – Q1: Subsequent Report of Injury (CONT.)13

12 QUARTER LEGAL ACTIVITY REPORT.....14

12 QUARTER LEGAL ACTIVITY REPORT (CONT.)15

12 QUARTER LEGAL ACTIVITY REPORT (CONT.)16

12 QUARTER LEGAL ACTIVITY REPORT (CONT.)17

****The New Mexico Workers' Compensation Administration relies on carriers to accurately report their data to the agency. Carrier submissions are subject to computer edits and review by WCA staff. However, the data used in this report remains unaltered by the WCA. As such, data reporting errors can occur and may result in skewed scorecard results.**

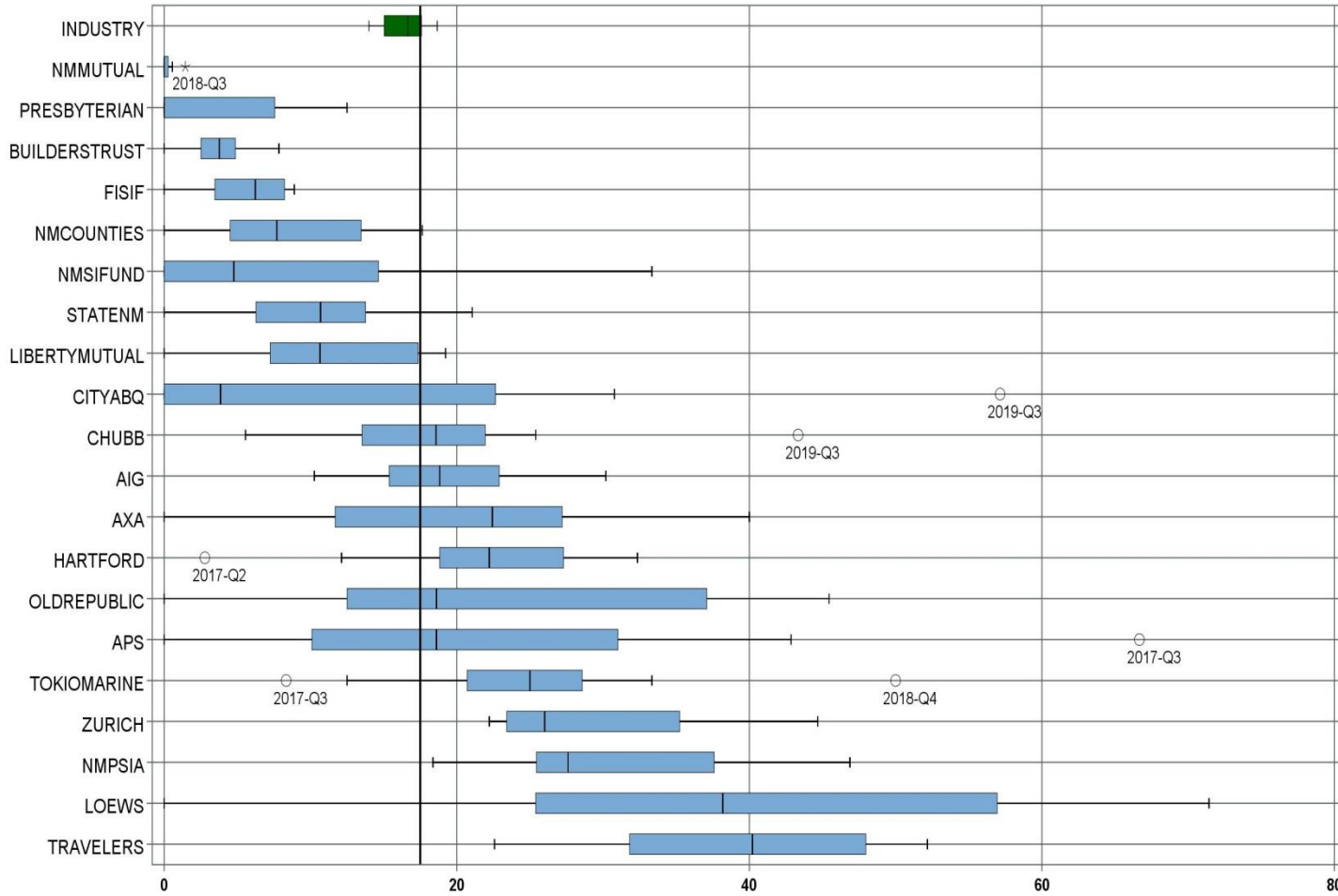
Produced by the Economic Research & Policy Bureau
 Richard Adu-Asamoah, Bureau Chief
 Ruili Yan, Economist

SCORECARD PROCESS AND NOTES

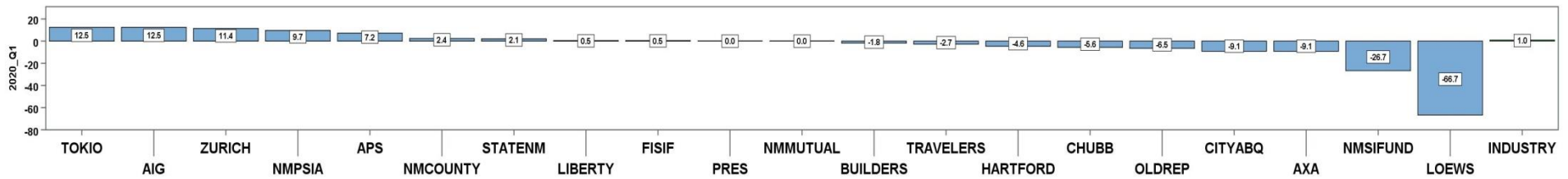
- ❖ Carriers are grouped by the uppermost parent company identified by AM Best Corporation, rather than by the NM WCA-assigned carrier number.
- ❖ The graphic information presented on the first page of each section is based on the 20 entities with the highest volume of indemnity SROI reports submitted for the preceding 12 quarters, rather than the same fixed 20 entities. The process will automatically “phase-out” companies that cease doing business in New Mexico, and “phase-in” companies that increase volume or become active, as needed.
- ❖ Each quarter is presented as a stand-alone quarter which only includes data for that quarter. Additionally, a summary report for the year is prepared alongside Q4 to give reporters the whole picture of the year.
- ❖ The detailed listing of reporting results is listed alphabetically, rather than by Z-score.

1st QUARTER CY 2020
New Mexico Workers' Compensation Administration

LATE FILING FROI TREND – 12 QTRS: First Report of Injury or Illness



Q1 CY 2020 Claim Summary		
Carrier Name	No.	% Late
AIG	44	23
APS	9	22
AXA	9	0
BUILDERSTRUST	35	3
CHUBB LIMITED	46	13
CITYABQ	4	0
FISIF	24	4
HARTFORD	24	25
LIBERTYMUTUAL	26	19
LOEWS	2	0
NMCOUNTIES	110	9
NMMUTUAL	160	0
NMPSIA	49	37
NMSIFUND	3	0
OLDREPUBLIC	16	13
PRESBYTERIAN	4	0
STATENM	66	14
TOKIO MARINE	12	25
TRAVELERS	55	47
ZURICH	26	38
Industry Average	857	17.5%



1st QUARTER CY 2020
 New Mexico Workers' Compensation Administration

LATE FILING FROI ITEMIZED: First Report of Injury or Illness – Q1 (CONT.)

Carrier ID	Carrier Name	Number of ttd-ptd claims	Number Late	Late Ratio	Expected	Z-Score	Z > 2
APS01	ALBUQUERQUE PUBLIC SCHOOLS	9	2	22.2%	2		
58317	AMERICAN FINANCIAL GROUP, INC	1	0	0.0%	0		
58702	AMERICAN INTERNATIONAL GROUP, INC	44	10	22.7%	8	0.38	
6087	AMERICAN NATIONAL INSURANCE COMPANY	1	0	0.0%	0		
58459	ARCH CAPITAL GROUP LTD.	7	0	0.0%	1		
ASF01	ARCHDIOCESE OF SANTA FE	1	0	0.0%	0		
58448	ARGO GROUP INTERNATIONAL HOLDINGS, LTD	2	1	50.0%	0		
ABC01	ASSOC BUILDERS & CONTRACTORS	4	1	25.0%	1		
85085	AXA S.A.	9	0	0.0%	2		
58334	BERKSHIRE HATHAWAY INC	8	5	62.5%	1		
46512	BIC HOLDINGS LLC	3	3	100.0%	1		
60081	BLUE CROSS BLUE SHIELD OF MI MUTUAL INS	2	2	100.0%	0		
BTR01	BUILDERS TRUST	35	1	2.9%	6	-1.07	
85512	CHANDLER INSURANCE COMPANY, LTD.	1	0	0.0%	0		
CHE01	CHEVRON USA	1	0	0.0%	0		
CHR01	CHRISTUS ST VINCENT HOSPITAL	1	0	0.0%	0		
58303	CHUBB LIMITED	46	6	13.0%	8	-0.33	
259	CHURCH MUTUAL INSURANCE COMPANY	1	1	100.0%	0		
ABQ01	CITY OF ALBUQUERQUE	4	0	0.0%	1		
CAR01	CITY OF CARLSBAD	1	0	0.0%	0		
FAR01	CITY OF FARMINGTON	3	0	0.0%	1		
CLC01	CITY OF LAS CRUCES	7	1	14.3%	1		
44179	COPPERPOINT MUTUAL INSURANCE HOLDING CO	1	1	100.0%	0		
COS01	COSTCO WHOLESALE	1	0	0.0%	0		
DOL01	DOLLAR GENERAL(DOLGEN CORP)	3	0	0.0%	1		
318	DONEGAL MUTUAL INSURANCE COMPANY	2	1	50.0%	0		
51243	EMPLOYERS HOLDINGS, INC.	5	3	60.0%	1		
55579	ENSTAR GROUP LIMITED	2	2	100.0%	0		
58455	EVEREST RE GROUP LTD	5	0	0.0%	1		
58364	FAIRFAX FINANCIAL HOLDINGS LIMITED	1	1	100.0%	0		
52562	FARM BUREAU MUTUAL HOLDING COMPANY	4	2	50.0%	1		
Total		857	150	17.5%			

1st QUARTER CY 2020
 New Mexico Workers' Compensation Administration

LATE FILING FROI ITEMIZED: First Report of Injury or Illness – Q1 (CONT.)

Carrier ID	Carrier Name	Number of ttd-ptd claims	Number Late	Late Ratio	Expected	Z-Score	Z > 2
FEX01	FEDERAL EXPRESS CORP POB 727	2	0	0.0%	0		
384	FEDERATED MUTUAL INSURANCE COMPANY	5	0	0.0%	1		
FIS01	FOOD INDUSTRY SELF INS FUND OF NM	24	1	4.2%	4	-0.97	
FMM01	FREEPORT-MCMORAN CORP	4	1	25.0%	1		
58707	HARTFORD FINANCIAL SERVICES GROUP INC	24	6	25.0%	4	0.55	
ITL01	INTEL CORPORATION	1	0	0.0%	0		
51391	JAMESTOWN HOLDINGS CORP.	1	0	0.0%	0		
51114	LIBERTY MUTUAL HOLDING COMPANY INC.	26	5	19.2%	5	0.13	
50177	LOEWS CORPORATION	2	0	0.0%	0		
LAN01	LOS ALAMOS LABS	1	0	0.0%	0		
58405	MARKEL CORPORATION	7	4	57.1%	1		
MCA01	MECH CONTRACTORS ASSOC OF NM	1	0	0.0%	0		
PSI01	N M PUBLIC SCHOOLS	49	18	36.7%	9	1.40	
RUR01	N M RURAL ELECTRIC COOP ASSOC	1	1	100.0%	0		
SIF01	N M SELF INSURERS FUND	3	0	0.0%	1		
2358	NATIONWIDE MUTUAL INSURANCE COMPANY	2	1	50.0%	0		
CIA01	NEW MEXICO ASSN. OF COUNTIES	110	10	9.1%	19	-0.61	
HWG01	NEW MEXICO HOSPITAL WORK COMP GROUP	1	0	0.0%	0		
11527	NEW MEXICO MUTUAL CASUALTY COMPANY	160	0	0.0%	28	-1.28	
2381	OHIO FARMERS INSURANCE COMPANY	1	0	0.0%	0		
58439	OLD REPUBLIC INTERNATIONAL CORPORATION	16	2	12.5%	3	-0.37	
PRE01	PRESBYTERIAN HEALTHCARE SERVICES	4	0	0.0%	1		
58332	PROTECTIVE INSURANCE CORPORATION	2	1	50.0%	0		
SJR01	SAN JUAN REGIONAL MEDICAL CENTER	4	0	0.0%	1		
SAN01	SANDIA CORPORATION	3	0	0.0%	1		
58466	SELECTIVE INSURANCE GROUP INC	2	1	50.0%	0		
2466	SENTRY INSURANCE A MUTUAL COMPANY	8	2	25.0%	1		
52641	SOMPO HOLDINGS INC	1	1	100.0%	0		
55404	STARR INTERNATIONAL COMPANY, INC.	3	1	33.3%	1		
SNM01	STATE OF NEW MEXICO RISK MGMT DIVISION	66	9	13.6%	12	-0.28	
58505	THE HANOVER INSURANCE GROUP, INC.	1	1	100.0%	0		
Total		857	150	17.5%			

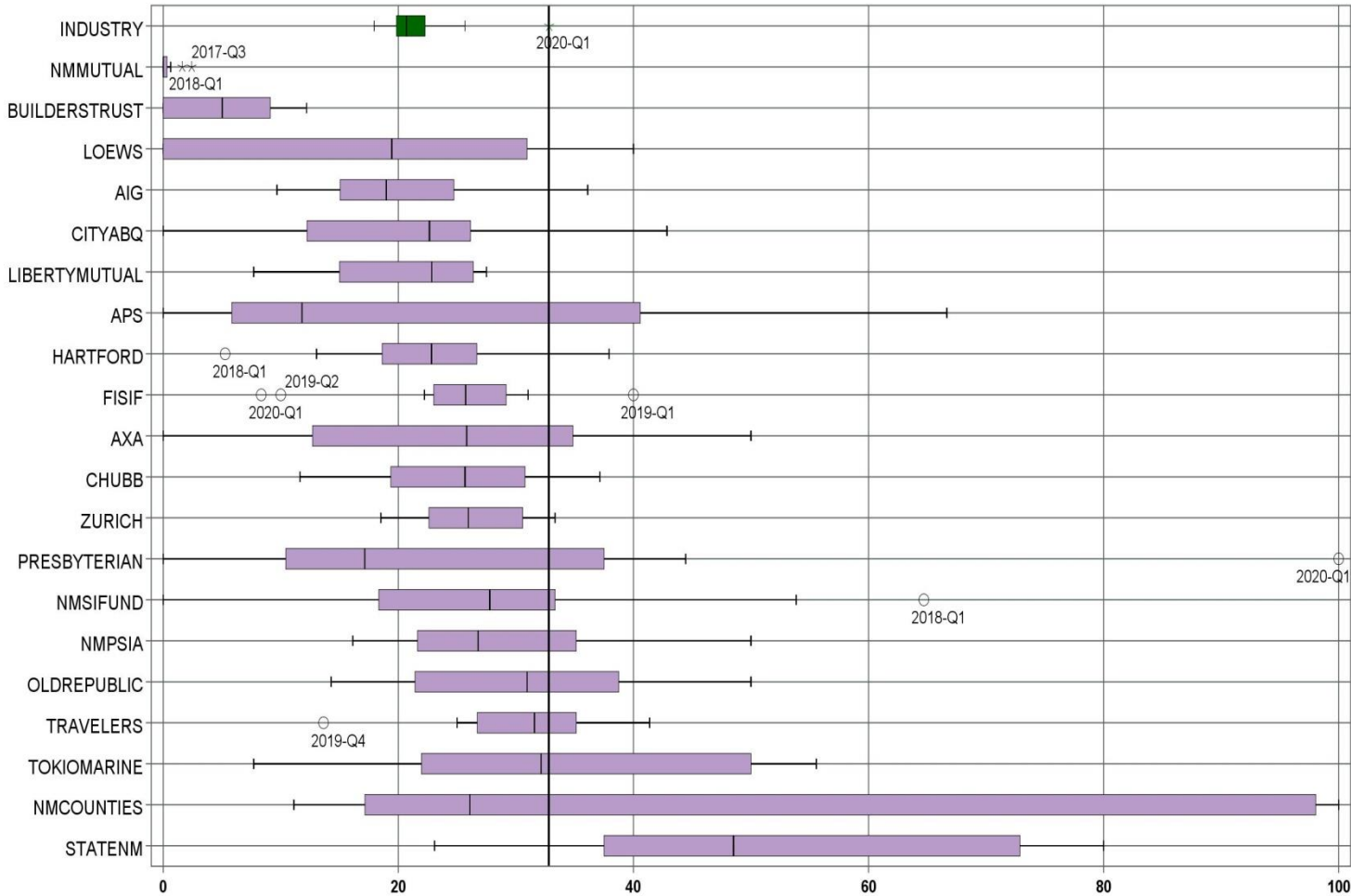
1st QUARTER CY 2020
 New Mexico Workers' Compensation Administration

LATE FILING FROI ITEMIZED: First Report of Injury or Illness – Q1 (CONT.)

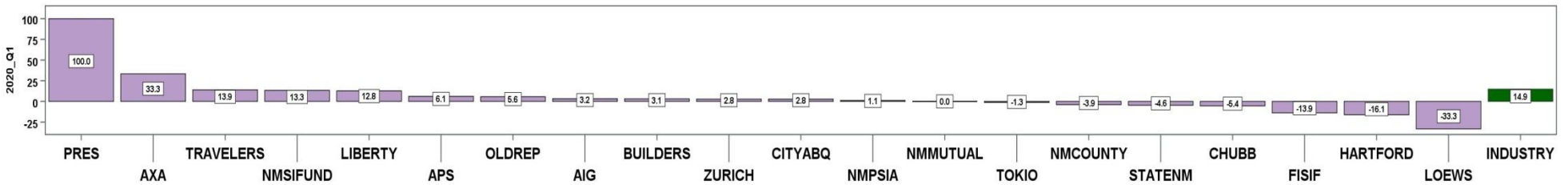
Carrier ID	Carrier Name	Number of ttd-ptd claims	Number Late	Late Ratio	Expected	Z-Score	Z > 2
KRO01	THE KROGER CO.	3	1	33.3%	1		
58633	TOKIO MARINE HOLDINGS, INC.	12	3	25.0%	2	0.55	
58470	TRAVELERS COMPANIES, INC.	55	26	47.3%	10	2.17	*****
58496	W. R. BERKLEY CORPORATION	11	2	18.2%	2	0.05	
50457	ZURICH INSURANCE GROUP LTD	26	10	38.5%	5	1.53	

Total	857	150	17.5%				
--------------	------------	------------	--------------	--	--	--	--

LATE PAYMENT OF INITIAL BENEFITS TREND – 12 QTRS



Q1 CY 2020 Claim Summary		
Carrier Name	No.	% Late
AIG	39	18
APS	9	11
AXA	9	33
BUILDERSTRUST	32	3
CHUBB LIMITED	43	12
CITYABQ	4	25
FISIF	24	8
HARTFORD	23	13
LIBERTYMUTUAL	23	26
LOEWS	2	0
NMCOUNTIES	102	96
NMMUTUAL	156	0
NMPSIA	48	25
NMSIFUND	3	33
OLDREPUBLIC	14	21
PRESBYTERIAN	4	100
STATENM	65	75
TOKIO MARINE	11	27
TRAVELERS	40	28
ZURICH	25	24
Industry Average	795	32.8%



LATE PAYMENT OF INITIAL BENEFITS ITEMIZED – Q1 (CONT.)

Carrier ID	Carrier Name	Number of ttd-ptd claims	Number Late	Late Ratio	Expected	Z-Score	Z > 2
APS01	ALBUQUERQUE PUBLIC SCHOOLS	9	1	11.1%	3		
58317	AMERICAN FINANCIAL GROUP, INC	1	0	0.0%	0		
58702	AMERICAN INTERNATIONAL GROUP, INC	39	7	17.9%	13	-0.57	
6087	AMERICAN NATIONAL INSURANCE COMPANY	1	1	100.0%	0		
58459	ARCH CAPITAL GROUP LTD.	6	0	0.0%	2		
ASF01	ARCHDIOCESE OF SANTA FE	1	1	100.0%	0		
58448	ARGO GROUP INTERNATIONAL HOLDINGS, LTD	1	0	0.0%	0		
ABC01	ASSOC BUILDERS & CONTRACTORS	4	3	75.0%	1		
85085	AXA S.A.	9	3	33.3%	3		
58334	BERKSHIRE HATHAWAY INC	6	5	83.3%	2		
46512	BIC HOLDINGS LLC	3	1	33.3%	1		
60081	BLUE CROSS BLUE SHIELD OF MI MUTUAL INS	2	2	100.0%	1		
BTR01	BUILDERS TRUST	32	1	3.1%	11	-1.15	
85512	CHANDLER INSURANCE COMPANY, LTD.	1	1	100.0%	0		
CHE01	CHEVRON USA	1	0	0.0%	0		
CHR01	CHRISTUS ST VINCENT HOSPITAL	1	0	0.0%	0		
58303	CHUBB LIMITED	43	5	11.6%	14	-0.82	
259	CHURCH MUTUAL INSURANCE COMPANY	1	1	100.0%	0		
ABQ01	CITY OF ALBUQUERQUE	4	1	25.0%	1		
CAR01	CITY OF CARLSBAD	1	0	0.0%	0		
FAR01	CITY OF FARMINGTON	3	1	33.3%	1		
CLC01	CITY OF LAS CRUCES	7	2	28.6%	2		
44179	COPPERPOINT MUTUAL INSURANCE HOLDING CO	1	0	0.0%	0		
COS01	COSTCO WHOLESALE	1	0	0.0%	0		
DOL01	DOLLAR GENERAL(DOLGEN CORP)	3	1	33.3%	1		
318	DONEGAL MUTUAL INSURANCE COMPANY	1	1	100.0%	0		
51243	EMPLOYERS HOLDINGS, INC.	3	0	0.0%	1		
55579	ENSTAR GROUP LIMITED	2	1	50.0%	1		
58455	EVEREST RE GROUP LTD	5	0	0.0%	2		
58364	FAIRFAX FINANCIAL HOLDINGS LIMITED	1	0	0.0%	0		
Total		795	261	32.8%			

LATE PAYMENT OF INITIAL BENEFITS ITEMIZED – Q1 (CONT.)

Carrier ID	Carrier Name	Number of ttd-ptd claims	Number Late	Late Ratio	Expected	Z-Score	Z > 2
52562	FARM BUREAU MUTUAL HOLDING COMPANY	3	2	66.7%	1		
FEX01	FEDERAL EXPRESS CORP POB 727	2	0	0.0%	1		
384	FEDERATED MUTUAL INSURANCE COMPANY	4	3	75.0%	1		
FIS01	FOOD INDUSTRY SELF INS FUND OF NM	24	2	8.3%	8	-0.95	
FMM01	FREEPART-MCMORAN CORP	2	0	0.0%	1		
58707	HARTFORD FINANCIAL SERVICES GROUP INC	23	3	13.0%	8	-0.76	
ITL01	INTEL CORPORATION	1	0	0.0%	0		
51391	JAMESTOWN HOLDINGS CORP.	1	0	0.0%	0		
51114	LIBERTY MUTUAL HOLDING COMPANY INC.	23	6	26.1%	8	-0.26	
50177	LOEWS CORPORATION	2	0	0.0%	1		
LAN01	LOS ALAMOS LABS	1	0	0.0%	0		
58405	MARKEL CORPORATION	7	3	42.9%	2		
MCA01	MECH CONTRACTORS ASSOC OF NM	1	0	0.0%	0		
PSI01	N M PUBLIC SCHOOLS	48	12	25.0%	16	-0.30	
RUR01	N M RURAL ELECTRIC COOP ASSOC	1	0	0.0%	0		
SIF01	N M SELF INSURERS FUND	3	1	33.3%	1		
2358	NATIONWIDE MUTUAL INSURANCE COMPANY	2	1	50.0%	1		
CIA01	NEW MEXICO ASSN. OF COUNTIES	102	98	96.1%	33	2.44	*****
11527	NEW MEXICO MUTUAL CASUALTY COMPANY	156	0	0.0%	51	-1.27	
2381	OHIO FARMERS INSURANCE COMPANY	1	0	0.0%	0		
58439	OLD REPUBLIC INTERNATIONAL CORPORATION	14	3	21.4%	5	-0.44	
PRE01	PRESBYTERIAN HEALTHCARE SERVICES	4	4	100.0%	1		
58332	PROTECTIVE INSURANCE CORPORATION	2	2	100.0%	1		
SJR01	SAN JUAN REGIONAL MEDICAL CENTER	4	0	0.0%	1		
SAN01	SANDIA CORPORATION	3	0	0.0%	1		
58466	SELECTIVE INSURANCE GROUP INC	2	1	50.0%	1		
2466	SENTRY INSURANCE A MUTUAL COMPANY	7	6	85.7%	2		
52641	SOMPO HOLDINGS INC	1	1	100.0%	0		
55404	STARR INTERNATIONAL COMPANY, INC.	3	2	66.7%	1		
SNM01	STATE OF NEW MEXICO RISK MGMT DIVISION	65	49	75.4%	21	1.64	
Total		795	261	32.8%			

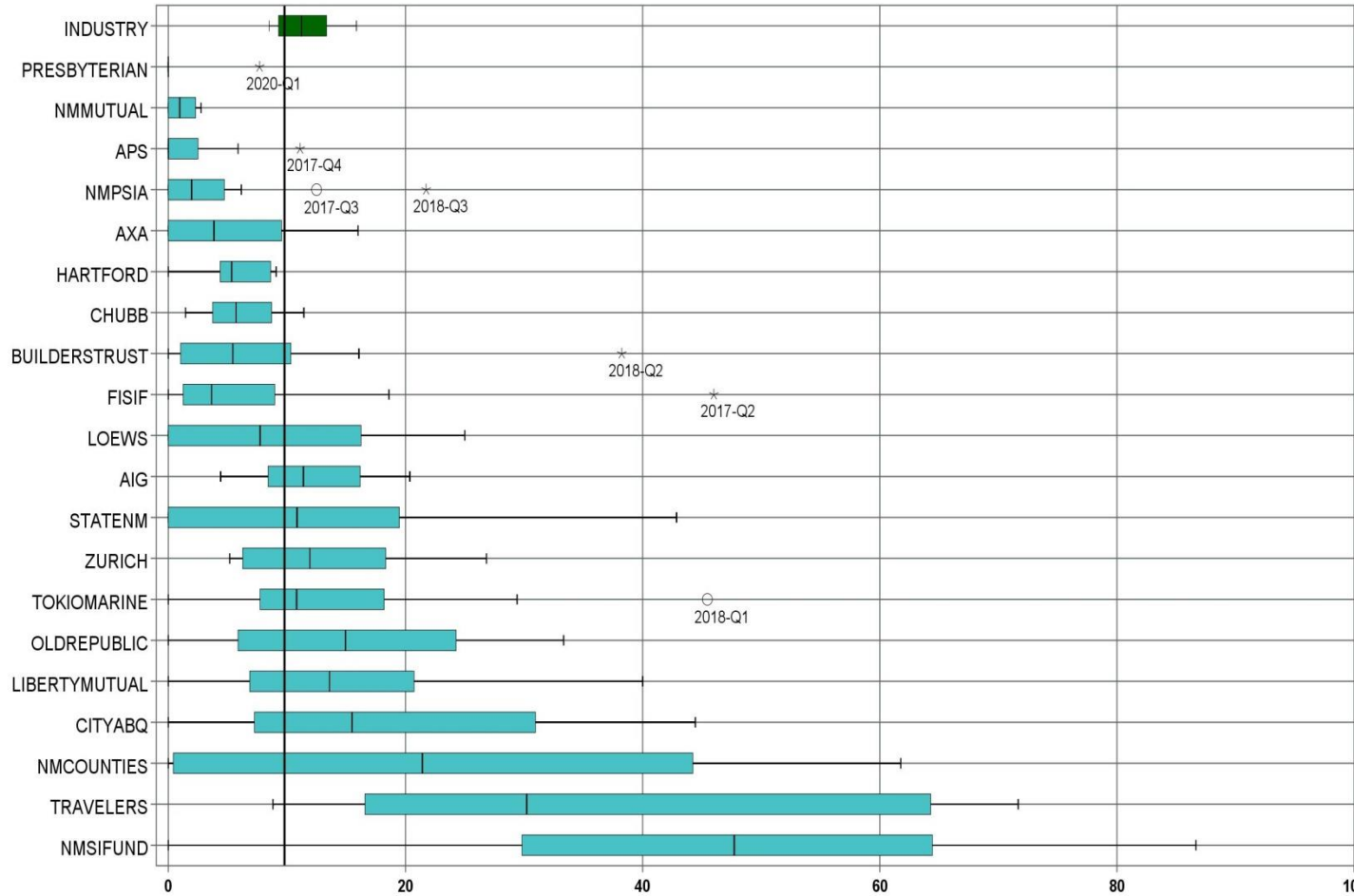
LATE PAYMENT OF INITIAL BENEFITS ITEMIZED – Q1 (CONT.)

Carrier ID	Carrier Name	Number of ttd-ptd claims	Number Late	Late Ratio	Expected	Z-Score	Z > 2
58505	THE HANOVER INSURANCE GROUP, INC.	1	1	100.0%	0		
KRO01	THE KROGER CO.	2	0	0.0%	1		
58633	TOKIO MARINE HOLDINGS, INC.	11	3	27.3%	4	-0.21	
58470	TRAVELERS COMPANIES, INC.	40	11	27.5%	13	-0.21	
58496	W. R. BERKLEY CORPORATION	11	2	18.2%	4	-0.57	
50457	ZURICH INSURANCE GROUP LTD	25	6	24.0%	8	-0.34	

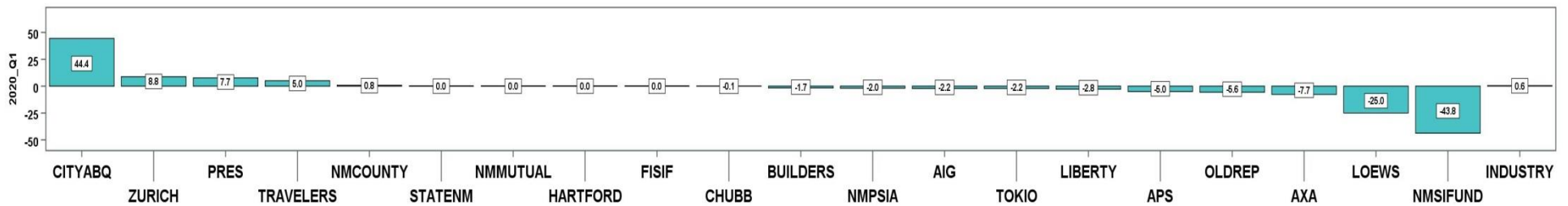
Total		795	261	32.8%			
--------------	--	------------	------------	--------------	--	--	--

1st QUARTER CY 2020
New Mexico Workers' Compensation Administration

LATE FILING SROI TREND – 12 QTRS: Subsequent Report of Injury



Q1 CY 2020 Claim Summary		
Carrier Name	No.	% Late
AIG	46	11
APS	9	0
AXA	11	0
BUILDERSTRUST	38	3
CHUBB LIMITED	47	4
CITYABQ	9	44
FISIF	26	0
HARTFORD	25	0
LIBERTYMUTUAL	41	12
LOEWS	3	0
NMCOUNTIES	120	1
NMMUTUAL	162	0
NMPSIA	52	0
NMSIFUND	3	0
OLDREPUBLIC	17	12
PRESBYTERIAN	13	8
STATENM	72	0
TOKIO MARINE	12	8
TRAVELERS	60	72
ZURICH	31	19
Industry Average	947	9.8%



LATE FILING SROI ITEMIZED – Q1: Subsequent Report of Injury (CONT.)

Carrier ID	Carrier Name	Number of ttd-ptd claims	Number Late	Late Ratio	Expected	Z-Score	Z > 2
ABF01	ABF FREIGHT SYSTEM INC	1	0	0.0%	0		
APS01	ALBUQUERQUE PUBLIC SCHOOLS	9	0	0.0%	1		
58317	AMERICAN FINANCIAL GROUP, INC	1	0	0.0%	0		
58702	AMERICAN INTERNATIONAL GROUP, INC	46	5	10.9%	5	0.06	
6087	AMERICAN NATIONAL INSURANCE COMPANY	1	0	0.0%	0		
58459	ARCH CAPITAL GROUP LTD.	7	0	0.0%	1		
ASF01	ARCHDIOCESE OF SANTA FE	1	0	0.0%	0		
58448	ARGO GROUP INTERNATIONAL HOLDINGS, LTD	3	0	0.0%	0		
ABC01	ASSOC BUILDERS & CONTRACTORS	4	0	0.0%	0		
85085	AXA S.A.	11	0	0.0%	1	-0.57	
58334	BERKSHIRE HATHAWAY INC	8	1	12.5%	1		
46512	BIC HOLDINGS LLC	3	3	100.0%	0		
60081	BLUE CROSS BLUE SHIELD OF MI MUTUAL INS	3	0	0.0%	0		
BTR01	BUILDERS TRUST	38	1	2.6%	4	-0.42	
85512	CHANDLER INSURANCE COMPANY, LTD.	3	0	0.0%	0		
CHE01	CHEVRON USA	1	0	0.0%	0		
CHR01	CHRISTUS ST VINCENT HOSPITAL	1	0	0.0%	0		
58303	CHUBB LIMITED	47	2	4.3%	5	-0.33	
259	CHURCH MUTUAL INSURANCE COMPANY	2	2	100.0%	0		
ABQ01	CITY OF ALBUQUERQUE	9	4	44.4%	1		
CAR01	CITY OF CARLSBAD	1	0	0.0%	0		
FAR01	CITY OF FARMINGTON	3	0	0.0%	0		
CLC01	CITY OF LAS CRUCES	7	0	0.0%	1		
44179	COPPERPOINT MUTUAL INSURANCE HOLDING CO	1	1	100.0%	0		
COS01	COSTCO WHOLESALE	1	0	0.0%	0		
DOL01	DOLLAR GENERAL(DOLGEN CORP)	3	0	0.0%	0		
318	DONEGAL MUTUAL INSURANCE COMPANY	3	1	33.3%	0		
51243	EMPLOYERS HOLDINGS, INC.	6	2	33.3%	1		
55579	ENSTAR GROUP LIMITED	2	1	50.0%	0		
58455	EVEREST RE GROUP LTD	5	1	20.0%	0		
58364	FAIRFAX FINANCIAL HOLDINGS LIMITED	2	0	0.0%	0		
Total		947	93	9.8%			

LATE FILING SROI ITEMIZED – Q1: Subsequent Report of Injury (CONT.)

Carrier ID	Carrier Name	Number of ttd-ptd claims	Number Late	Late Ratio	Expected	Z-Score	Z > 2
52562	FARM BUREAU MUTUAL HOLDING COMPANY	4	1	25.0%	0		
FEX01	FEDERAL EXPRESS CORP POB 727	2	0	0.0%	0		
384	FEDERATED MUTUAL INSURANCE COMPANY	6	1	16.7%	1		
FIS01	FOOD INDUSTRY SELF INS FUND OF NM	26	0	0.0%	3	-0.57	
FMM01	FREPORT-MCMORAN CORP	4	1	25.0%	0		
58707	HARTFORD FINANCIAL SERVICES GROUP INC	25	0	0.0%	2	-0.57	
ITL01	INTEL CORPORATION	2	1	50.0%	0		
51391	JAMESTOWN HOLDINGS CORP.	1	0	0.0%	0		
51114	LIBERTY MUTUAL HOLDING COMPANY INC.	41	5	12.2%	4	0.14	
50177	LOEWS CORPORATION	3	0	0.0%	0		
LAN01	LOS ALAMOS LABS	2	0	0.0%	0		
MAC01	MACYS INC	1	0	0.0%	0		
58405	MARKEL CORPORATION	7	0	0.0%	1		
MCA01	MECH CONTRACTORS ASSOC OF NM	1	0	0.0%	0		
PSI01	N M PUBLIC SCHOOLS	52	0	0.0%	5	-0.57	
RUR01	N M RURAL ELECTRIC COOP ASSOC	1	0	0.0%	0		
SIF01	N M SELF INSURERS FUND	3	0	0.0%	0		
2358	NATIONWIDE MUTUAL INSURANCE COMPANY	2	1	50.0%	0		
CIA01	NEW MEXICO ASSN. OF COUNTIES	120	1	0.8%	12	-0.53	
HWG01	NEW MEXICO HOSPITAL WORK COMP GROUP	1	0	0.0%	0		
11527	NEW MEXICO MUTUAL CASUALTY COMPANY	162	0	0.0%	16	-0.57	
2381	OHIO FARMERS INSURANCE COMPANY	1	0	0.0%	0		
58439	OLD REPUBLIC INTERNATIONAL CORPORATION	17	2	11.8%	2	0.11	
PRE01	PRESBYTERIAN HEALTHCARE SERVICES	13	1	7.7%	1	-0.12	
58332	PROTECTIVE INSURANCE CORPORATION	2	1	50.0%	0		
SJR01	SAN JUAN REGIONAL MEDICAL CENTER	4	0	0.0%	0		
SAN01	SANDIA CORPORATION	3	0	0.0%	0		
58466	SELECTIVE INSURANCE GROUP INC	2	1	50.0%	0		
2466	SENTRY INSURANCE A MUTUAL COMPANY	8	1	12.5%	1		
52641	SOMPO HOLDINGS INC	1	0	0.0%	0		
55404	STARR INTERNATIONAL COMPANY, INC.	4	0	0.0%	0		
Total		947	93	9.8%			

1st QUARTER CY 2020
 New Mexico Workers' Compensation Administration

LATE FILING SROI ITEMIZED – Q1: Subsequent Report of Injury (CONT.)

Carrier ID	Carrier Name	Number of ttd-ptd claims	Number Late	Late Ratio	Expected	Z-Score	Z > 2
SNM01	STATE OF NEW MEXICO RISK MGMT DIVISION	72	0	0.0%	7	-0.57	
58505	THE HANOVER INSURANCE GROUP, INC.	1	1	100.0%	0		
KRO01	THE KROGER CO.	3	0	0.0%	0		
58633	TOKIO MARINE HOLDINGS, INC.	12	1	8.3%	1	-0.09	
58470	TRAVELERS COMPANIES, INC.	60	43	71.7%	6	3.62	*****
58496	W. R. BERKLEY CORPORATION	14	1	7.1%	1	-0.16	
50457	ZURICH INSURANCE GROUP LTD	31	6	19.4%	3	0.56	

Total	947	93	9.8%				
--------------	------------	-----------	-------------	--	--	--	--

1st QUARTER CY 2020
New Mexico Workers' Compensation Administration

12 QUARTER LEGAL ACTIVITY REPORT

Carrier ID	Carrier Name	Total	No Legal Activity	Legal Activity	% Legal Activity
ABF01	ABF FREIGHT SYSTEM INC	23	20	3	13.0%
H2001	ABQ/BERNCO WATER UTILITY AUTHORITY	11	7	4	36.4%
468	ACUITY A MUTUAL INS COMPANY	18	13	5	27.8%
55353	ALASKA NATIONAL CORPORATION	2	2	0	0.0%
APS01	ALBUQUERQUE PUBLIC SCHOOLS	161	146	15	9.3%
85449	ALLIANZ SE	1	1	0	0.0%
ALL01	ALLSUP ENTERPRISES INC	65	58	7	10.8%
58317	AMERICAN FINANCIAL GROUP, INC	32	18	14	43.8%
58702	AMERICAN INTERNATIONAL GROUP, INC	697	511	186	26.7%
6087	AMERICAN NATIONAL INSURANCE COMPANY	7	7	0	0.0%
52536	AMERISURE MUTUAL HOLDINGS INC	5	5	0	0.0%
58459	ARCH CAPITAL GROUP LTD.	94	70	24	25.5%
ASF01	ARCHDIOCESE OF SANTA FE	9	8	1	11.1%
58448	ARGO GROUP INTERNATIONAL HOLDINGS, LTD	89	68	21	23.6%
ABC01	ASSOC BUILDERS & CONTRACTORS	24	18	6	25.0%
85085	AXA S.A.	181	147	34	18.8%
BAS01	BASHA'S INC	3	3	0	0.0%
58334	BERKSHIRE HATHAWAY INC	78	58	20	25.6%
58334	BERKSHIRE HATHAWAY INC.	2	2	0	0.0%
46512	BIC HOLDINGS LLC	18	13	5	27.8%
60081	BLUE CROSS BLUE SHIELD OF MI MUTUAL INS	38	28	10	26.3%
221	BROTHERHOOD MUTUAL INSURANCE COMPANY	13	9	4	30.8%
BTR01	BUILDERS TRUST	584	473	111	19.0%
2081	CENTRAL MUTUAL INSURANCE COMPANY	2	2	0	0.0%
85512	CHANDLER INSURANCE COMPANY, LTD.	58	43	15	25.9%
CHE01	CHEVRON USA	2	1	1	50.0%
CHR01	CHRISTUS ST VINCENT HOSPITAL	36	31	5	13.9%
58303	CHUBB LIMITED	789	618	171	21.7%
259	CHURCH MUTUAL INSURANCE COMPANY	17	12	5	29.4%
12205	CIMARRON INSURANCE COMPANY	3	3	0	0.0%
ABQ01	CITY OF ALBUQUERQUE	278	229	49	17.6%
12 Quarter Total		12,093	9,602	2,491	20.6%

12 QUARTER LEGAL ACTIVITY REPORT (CONT.)

Carrier ID	Carrier Name	Total	No Legal Activity	Legal Activity	% Legal Activity
CAR01	CITY OF CARLSBAD	15	12	3	20.0%
FAR01	CITY OF FARMINGTON	29	24	5	17.2%
CLC01	CITY OF LAS CRUCES	44	40	4	9.1%
CSF01	CITY OF SANTA FE	37	28	9	24.3%
44179	COPPERPOINT MUTUAL INSURANCE HOLDING CO	7	7	0	0.0%
COS01	COSTCO WHOLESALE	18	16	2	11.1%
11130	DAKOTA TRUCK UNDERWRITERS	1	0	1	100.0%
DOL01	DOLLAR GENERAL(DOLGEN CORP)	20	18	2	10.0%
318	DONEGAL MUTUAL INSURANCE COMPANY	89	61	28	31.5%
51243	EMPLOYERS HOLDINGS, INC.	98	76	22	22.4%
2161	EMPLOYERS MUTUAL CASUALTY COMPANY	8	5	3	37.5%
55579	ENSTAR GROUP LIMITED	27	18	9	33.3%
58455	EVEREST RE GROUP LTD	31	28	3	9.7%
44385	EVERGREEN PARENT, L.P.	21	13	8	38.1%
50710	EXXON MOBIL CORPORATION	1	0	1	100.0%
58364	FAIRFAX FINANCIAL HOLDINGS LIMITED	43	26	17	39.5%
52562	FARM BUREAU MUTUAL HOLDING COMPANY	39	32	7	17.9%
FEX01	FEDERAL EXPRESS CORP POB 727	43	41	2	4.7%
FED01	FEDERAL EXPRESS GROUND	8	7	1	12.5%
384	FEDERATED MUTUAL INSURANCE COMPANY	57	42	15	26.3%
FIS01	FOOD INDUSTRY SELF INS FUND OF NM	439	376	63	14.4%
59492	FOSUN INTERNATIONAL HOLDINGS LTD	2	2	0	0.0%
46317	FRANK WINSTON CRUM INSURANCE HOLDINGS	4	3	1	25.0%
FMM01	FREEPORT-MCMORAN CORP	55	48	7	12.7%
50408	GENERAL ELECTRIC COMPANY	2	2	0	0.0%
54044	GROUP ONE THOUSAND ONE, LLC	2	2	0	0.0%
58707	HARTFORD FINANCIAL SERVICES GROUP INC	486	369	117	24.1%
85259	HDI V.A.G.	2	0	2	100.0%
HEA01	HEALTHSOUTH REHAB CORP	22	18	4	18.2%
HON01	HONEYWELL INC, RISK MGMT AB3-D	3	2	1	33.3%
51160	INTACT FINANCIAL CORPORATION	6	5	1	16.7%
12 Quarter Total		12,093	9,602	2,491	20.6%

12 QUARTER LEGAL ACTIVITY REPORT (CONT.)

Carrier ID	Carrier Name	Total	No Legal Activity	Legal Activity	% Legal Activity
ITL01	INTEL CORPORATION	26	26	0	0.0%
51391	JAMESTOWN HOLDINGS CORP.	2	2	0	0.0%
58711	KEMPER CORPORATION	1	0	1	100.0%
51114	LIBERTY MUTUAL HOLDING COMPANY INC.	434	372	62	14.3%
50177	LOEWS CORPORATION	129	97	32	24.8%
LAN01	LOS ALAMOS LABS	38	34	4	10.5%
MAC01	MACYS INC	2	1	1	50.0%
11387	MAINE EMPLOYERS MUTUAL INSURANCE COMPANY	4	4	0	0.0%
58405	MARKEL CORPORATION	54	44	10	18.5%
MTT01	MARRIOTT INTERNATIONAL INC	3	3	0	0.0%
55848	MATTHEW T. MOROUN	1	1	0	0.0%
MCA01	MECH CONTRACTORS ASSOC OF NM	12	12	0	0.0%
52662	MS&AD INSURANCE GROUP HOLDINGS, INC.	2	2	0	0.0%
HCW01	N M HEALTHCARE W C GROUP	37	36	1	2.7%
PSI01	N M PUBLIC SCHOOLS	634	538	96	15.1%
RUR01	N M RURAL ELECTRIC COOP ASSOC	21	19	2	9.5%
SIF01	N M SELF INSURERS FUND	178	158	20	11.2%
02358	NATIONWIDE MUTUAL INSURANCE COMPANY	1	1	0	0.0%
2358	NATIONWIDE MUTUAL INSURANCE COMPANY	32	20	12	37.5%
CIA01	NEW MEXICO ASSN. OF COUNTIES	381	290	91	23.9%
HWG01	NEW MEXICO HOSPITAL WORK COMP GROUP	78	70	8	10.3%
11527	NEW MEXICO MUTUAL CASUALTY COMPANY	2,372	1,827	545	23.0%
AGC01	NM BUILDING BRANCH AGC	21	18	3	14.3%
2381	OHIO FARMERS INSURANCE COMPANY	7	3	4	57.1%
58439	OLD REPUBLIC INTERNATIONAL CORPORATION	192	151	41	21.4%
PWC01	PINNACLE WEST CAPITAL CORP	2	2	0	0.0%
PRE01	PRESBYTERIAN HEALTHCARE SERVICES	171	159	12	7.0%
59716	PROSIGHT GLOBAL HOLDINGS LTD	3	3	0	0.0%
58332	PROTECTIVE INSURANCE CORPORATION	16	15	1	6.3%
85434	QBE INSURANCE GROUP LIMITED	17	12	5	29.4%
RYD01	RYDER SYSTEMS INC	1	1	0	0.0%
12 Quarter Total		12,093	9,602	2,491	20.6%

12 QUARTER LEGAL ACTIVITY REPORT (CONT.)

Carrier ID	Carrier Name	Total	No Legal Activity	Legal Activity	% Legal Activity
SJR01	SAN JUAN REGIONAL MEDICAL CENTER	41	37	4	9.8%
SAN01	SANDIA CORPORATION	43	40	3	7.0%
58466	SELECTIVE INSURANCE GROUP INC	2	2	0	0.0%
2466	SENTRY INSURANCE A MUTUAL COMPANY	61	48	13	21.3%
52641	SOMPO HOLDINGS INC	17	14	3	17.6%
55404	STARR INTERNATIONAL COMPANY, INC.	84	60	24	28.6%
2479	STATE FARM MUTUAL AUTOMOBILE INS CO	17	15	2	11.8%
SNM01	STATE OF NEW MEXICO RISK MGMT DIVISION	442	375	67	15.2%
52973	STEVEN MARIANO TRUST	8	6	2	25.0%
STR01	STRIPES TOWN & COUNTRY FOOD STORES INC	1	1	0	0.0%
TAR01	TARGET STORES/DAYTON HUDSON	12	11	1	8.3%
58505	THE HANOVER INSURANCE GROUP, INC.	22	19	3	13.6%
KRO01	THE KROGER CO.	56	45	11	19.6%
58633	TOKIO MARINE HOLDINGS, INC.	172	141	31	18.0%
58470	TRAVELERS COMPANIES, INC.	522	403	119	22.8%
58496	W. R. BERKLEY CORPORATION	111	68	43	38.7%
3482	WCF MUTUAL INSURANCE COMPANY	4	2	2	50.0%
WES01	WESTERN REFINING	27	17	10	37.0%
50457	ZURICH INSURANCE GROUP LTD	580	432	148	25.5%
12 Quarter Total		12,093	9,602	2,491	20.6%