



STATE OF NEW MEXICO
**Workers' Compensation
 Administration**

**CALENDAR YEAR 2020
 INSURER SCORECARD**

CONTENTS

SCORECARD PROCESS AND NOTES1

LATE FILING FROI TREND – 12 QTRS: First Report of Injury or Illness2

LATE FILING FROI ITEMIZED: First Report of Injury or Illness – CY 2020 (CONT.).....3

LATE FILING FROI ITEMIZED: First Report of Injury or Illness – CY 2020 (CONT.).....4

LATE FILING FROI ITEMIZED: First Report of Injury or Illness – CY 2020 (CONT.).....5

LATE PAYMENT OF INITIAL BENEFITS TREND – 12 QTRS6

LATE PAYMENT OF INITIAL BENEFITS ITEMIZED – CY 2020 (CONT.).....7

LATE PAYMENT OF INITIAL BENEFITS ITEMIZED – CY 2020 (CONT.).....8

LATE PAYMENT OF INITIAL BENEFITS ITEMIZED – CY 2020 (CONT.).....9

LATE FILING SROI TREND – 12 QTRS: Subsequent Report of Injury.....10

LATE FILING SROI ITEMIZED – CY 2020: Subsequent Report of Injury (CONT.).....11

LATE FILING SROI ITEMIZED – CY 2020: Subsequent Report of Injury (CONT.).....12

LATE FILING SROI ITEMIZED – CY 2020: Subsequent Report of Injury (CONT.).....13

LATE FILING SROI ITEMIZED – CY 2020: Subsequent Report of Injury (CONT.).....14

12 QUARTER LEGAL ACTIVITY REPORT.....15

12 QUARTER LEGAL ACTIVITY REPORT (CONT.).....16

12 QUARTER LEGAL ACTIVITY REPORT (CONT.).....17

12 QUARTER LEGAL ACTIVITY REPORT (CONT.).....18

****The New Mexico Workers' Compensation Administration relies on carriers to accurately report their data to the agency. Carrier submissions are subject to computer edits and review by WCA staff. However, the data used in this report remains unaltered by the WCA. As such, data reporting errors can occur and may result in skewed scorecard results.**

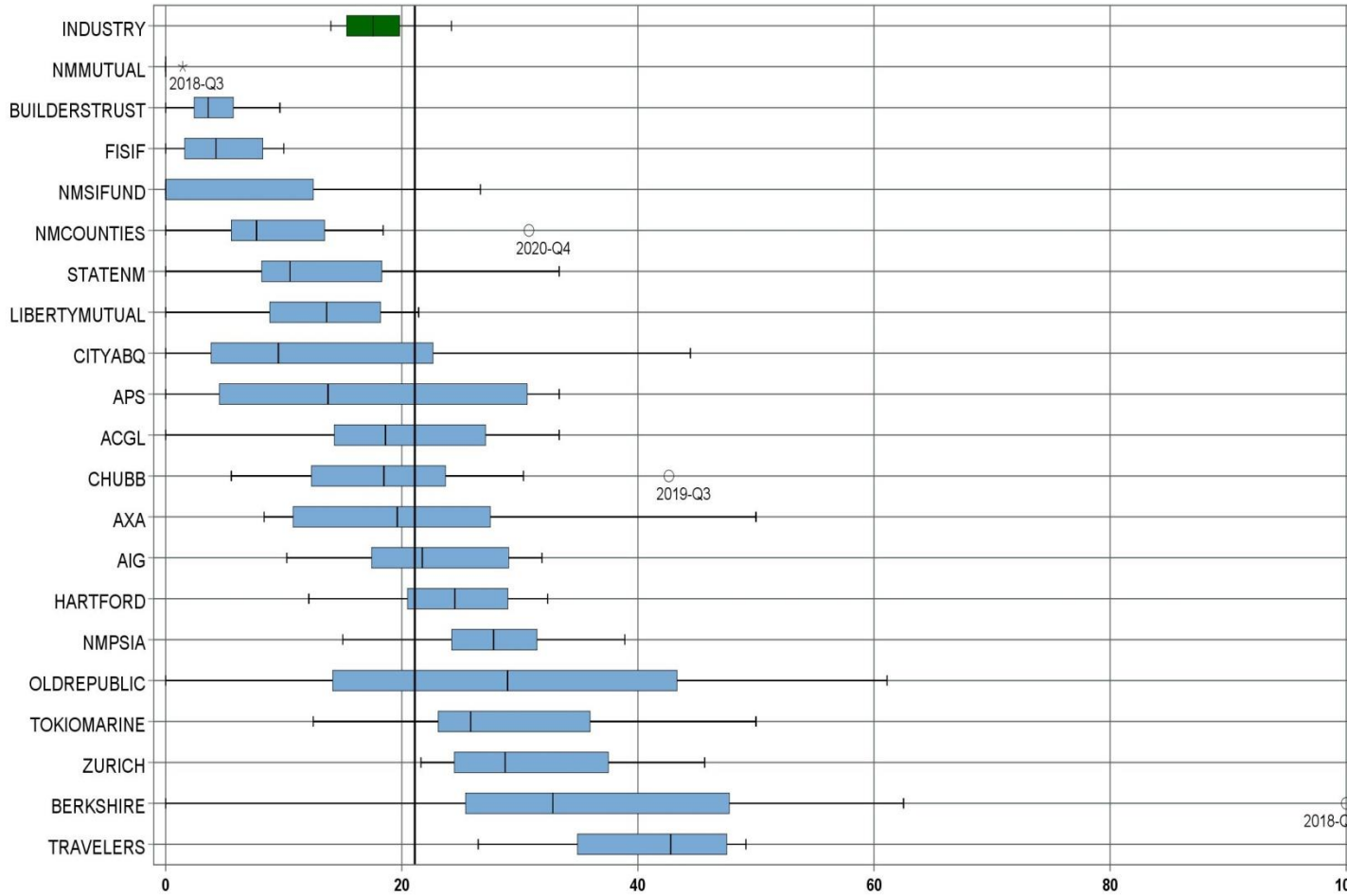
Produced by the Economic Research & Policy Bureau
 Richard Adu-Asamoah, Bureau Chief
 Ruili Yan, Economist

SCORECARD PROCESS AND NOTES

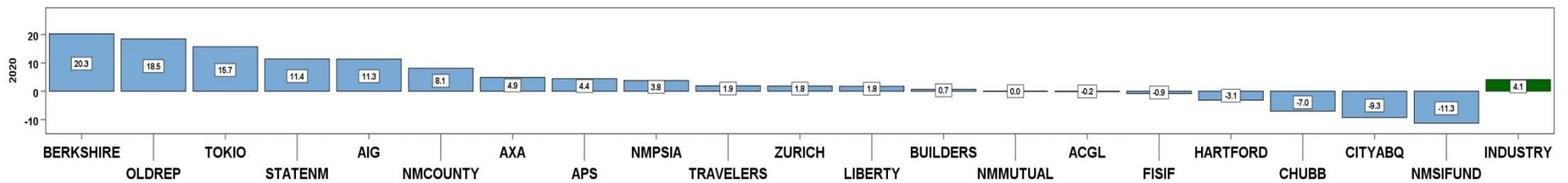
- ❖ Carriers are grouped by the uppermost parent company identified by AM Best Corporation, rather than by the NM WCA-assigned carrier number.
- ❖ The graphic information presented on the first page of each section is based on the 20 entities with the highest volume of indemnity SROI reports submitted for the preceding 12 quarters, rather than the same fixed 20 entities. The process will automatically “phase-out” companies that cease doing business in New Mexico, and “phase-in” companies that increase volume or become active, as needed.
- ❖ Each quarter is presented as a stand-alone quarter which only includes data for that quarter. Additionally, a summary report for the year is prepared alongside Q4 to give reporters the whole picture of the year.
- ❖ The detailed listing of reporting results is listed alphabetically, rather than by Z-score.

CALENDAR YEAR 2020
New Mexico Workers' Compensation Administration

LATE FILING FROI TREND – 12 QTRS: First Report of Injury or Illness



CY 2020 Claim Summary		
Carrier Name	No.	% Late
ACGL	94	21
AIG	424	28
APS	23	17
AXA	35	23
BERKSHIRE	72	40
BUILDERSTRUST	147	4
CHUBB LIMITED	261	19
CITYABQ	36	11
FISIF	94	4
HARTFORD	111	23
LIBERTYMUTUAL	106	16
NMCOUNTIES	231	16
NMMUTUAL	681	0
NMPSIA	120	30
NMSIFUND	4	0
OLDREPUBLIC	84	42
STATENM	198	21
TOKIO MARINE	70	37
TRAVELERS	212	45
ZURICH	188	36
Industry Average	3,794	21.1%



CALENDAR YEAR 2020
New Mexico Workers' Compensation Administration

LATE FILING FROI ITEMIZED: First Report of Injury or Illness – CY 2020 (CONT.)

Carrier ID	Carrier Name	Number of ttd-ptd claims	Number Late	Late Ratio	Expected	Z-Score	Z > 2
ABF01	ABF FREIGHT SYSTEM INC	5	0	0.0%	1		
H2O01	ABQ/BERNCO WATER UTILITY AUTHORITY	5	0	0.0%	1		
468	ACUITY A MUTUAL INS COMPANY	5	0	0.0%	1		
APS01	ALBUQUERQUE PUBLIC SCHOOLS	23	4	17.4%	5	-0.21	
85449	ALLIANZ SE	1	1	100.0%	0		
58317	AMERICAN FINANCIAL GROUP, INC	5	1	20.0%	1		
58702	AMERICAN INTERNATIONAL GROUP, INC	424	118	27.8%	90	0.37	
6087	AMERICAN NATIONAL INSURANCE COMPANY	1	0	0.0%	0		
58459	ARCH CAPITAL GROUP LTD.	94	20	21.3%	20	0.01	
ASF01	ARCHDIOCESE OF SANTA FE	4	0	0.0%	1		
58448	ARGO GROUP INTERNATIONAL HOLDINGS, LTD	24	19	79.2%	5	3.18	*****
ABC01	ASSOC BUILDERS & CONTRACTORS	8	1	12.5%	2		
85085	AXA S.A.	35	8	22.9%	7	0.09	
58334	BERKSHIRE HATHAWAY INC	72	29	40.3%	15	1.05	
46512	BIC HOLDINGS LLC	11	6	54.5%	2	1.83	
60081	BLUE CROSS BLUE SHIELD OF MI MUTUAL INS	14	9	64.3%	3	2.37	*****
221	BROTHERHOOD MUTUAL INSURANCE COMPANY	1	0	0.0%	0		
BTR01	BUILDERS TRUST	147	6	4.1%	31	-0.94	
2081	CENTRAL MUTUAL INSURANCE COMPANY	1	0	0.0%	0		
85512	CHANDLER INSURANCE COMPANY, LTD.	6	0	0.0%	1		
CHE01	CHEVRON USA	1	0	0.0%	0		
CHR01	CHRISTUS ST VINCENT HOSPITAL	9	3	33.3%	2		
58303	CHUBB LIMITED	261	49	18.8%	55	-0.13	
259	CHURCH MUTUAL INSURANCE COMPANY	2	1	50.0%	0		
12205	CIMARRON INSURANCE COMPANY	3	0	0.0%	1		
58704	CINCINNATI FINANCIAL CORPORATION	6	1	16.7%	1		
ABQ01	CITY OF ALBUQUERQUE	36	4	11.1%	8	-0.55	
CAR01	CITY OF CARLSBAD	4	0	0.0%	1		
FAR01	CITY OF FARMINGTON	9	1	11.1%	2		
CLC01	CITY OF LAS CRUCES	17	3	17.6%	4	-0.19	
CSF01	CITY OF SANTA FE	6	1	16.7%	1		
Total		3,794	802	21.1%			

CALENDAR YEAR 2020
New Mexico Workers' Compensation Administration

LATE FILING FROI ITEMIZED: First Report of Injury or Illness – CY 2020 (CONT.)

Carrier ID	Carrier Name	Number of ttd-ptd claims	Number Late	Late Ratio	Expected	Z-Score	Z > 2
44179	COPPERPOINT MUTUAL INSURANCE HOLDING CO	6	5	83.3%	1		
COS01	COSTCO WHOLESALE	12	1	8.3%	3	-0.70	
11130	DAKOTA TRUCK UNDERWRITERS	1	1	100.0%	0		
DOL01	DOLLAR GENERAL(DOLGEN CORP)	8	4	50.0%	2		
318	DONEGAL MUTUAL INSURANCE COMPANY	18	6	33.3%	4	0.67	
51243	EMPLOYERS HOLDINGS, INC.	20	12	60.0%	4	2.13	*****
55579	ENSTAR GROUP LIMITED	6	2	33.3%	1		
58455	EVEREST RE GROUP LTD	6	0	0.0%	1		
44385	EVERGREEN PARENT, L.P.	4	2	50.0%	1		
58364	FAIRFAX FINANCIAL HOLDINGS LIMITED	13	6	46.2%	3	1.37	
52562	FARM BUREAU MUTUAL HOLDING COMPANY	23	6	26.1%	5	0.27	
FEX01	FEDERAL EXPRESS CORP POB 727	8	1	12.5%	2		
FED01	FEDERAL EXPRESS GROUND	6	4	66.7%	1		
384	FEDERATED MUTUAL INSURANCE COMPANY	11	1	9.1%	2	-0.66	
385	FEDERATED RURAL ELECTRIC INSURANCE EXCH	1	0	0.0%	0		
FIS01	FOOD INDUSTRY SELF INS FUND OF NM	94	4	4.3%	20	-0.93	
FMM01	FREEMPORT-MCMORAN CORP	5	3	60.0%	1		
58707	HARTFORD FINANCIAL SERVICES GROUP INC	111	26	23.4%	23	0.13	
HEA01	HEALTHSOUTH REHAB CORP	1	0	0.0%	0		
51160	INTACT FINANCIAL CORPORATION	2	0	0.0%	0		
ITL01	INTEL CORPORATION	4	0	0.0%	1		
51391	JAMESTOWN HOLDINGS CORP.	1	0	0.0%	0		
KIE01	KIEWIT CONSTRUCTION GROUP INC	1	0	0.0%	0		
51114	LIBERTY MUTUAL HOLDING COMPANY INC.	106	17	16.0%	22	-0.28	
50177	LOEWS CORPORATION	26	9	34.6%	5	0.74	
LAN01	LOS ALAMOS LABS	7	1	14.3%	1		
58405	MARKEL CORPORATION	14	4	28.6%	3	0.41	
MCA01	MECH CONTRACTORS ASSOC OF NM	4	0	0.0%	1		
52662	MS&AD INSURANCE GROUP HOLDINGS, INC.	1	0	0.0%	0		
HCW01	N M HEALTHCARE W C GROUP	6	1	16.7%	1		
PSI01	N M PUBLIC SCHOOLS	120	36	30.0%	25	0.49	
Total		3,794	802	21.1%			

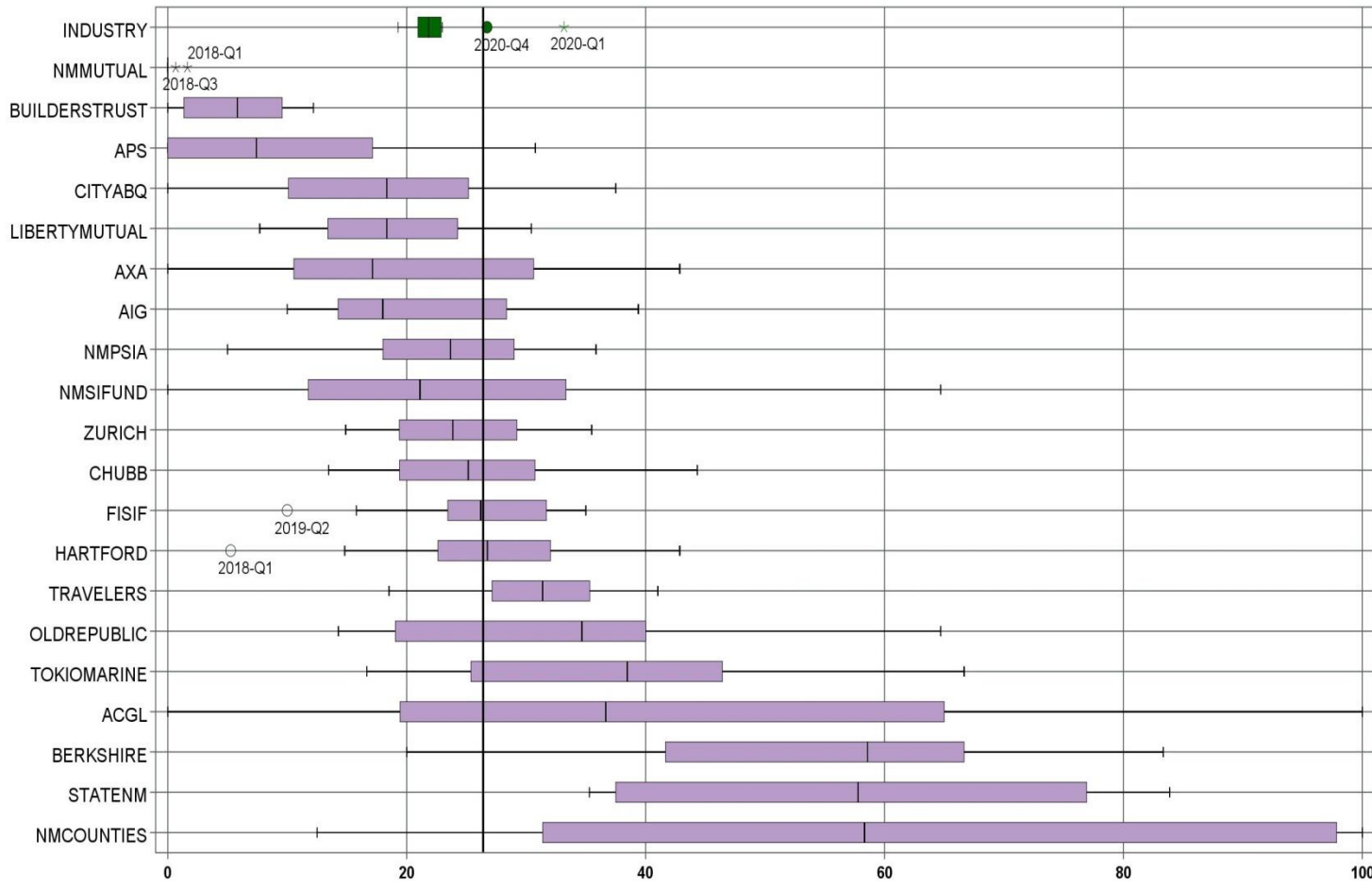
CALENDAR YEAR 2020
New Mexico Workers' Compensation Administration

LATE FILING FROI ITEMIZED: First Report of Injury or Illness – CY 2020 (CONT.)

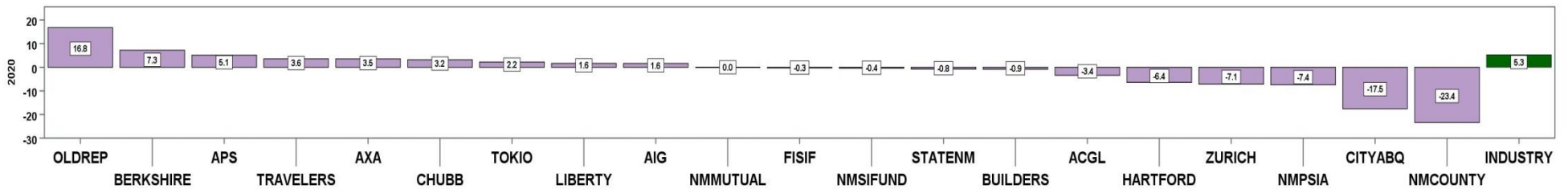
Carrier ID	Carrier Name	Number of ttd-ptd claims	Number Late	Late Ratio	Expected	Z-Score	Z > 2
RUR01	N M RURAL ELECTRIC COOP ASSOC	7	2	28.6%	1		
SIF01	N M SELF INSURERS FUND	4	0	0.0%	1		
2358	NATIONWIDE MUTUAL INSURANCE COMPANY	5	2	40.0%	1		
CIA01	NEW MEXICO ASSN. OF COUNTIES	231	38	16.5%	49	-0.26	
HWG01	NEW MEXICO HOSPITAL WORK COMP GROUP	17	2	11.8%	4	-0.51	
11527	NEW MEXICO MUTUAL CASUALTY COMPANY	681	0	0.0%	144	-1.16	
AGC01	NM BUILDING BRANCH AGC	6	0	0.0%	1		
2381	OHIO FARMERS INSURANCE COMPANY	3	1	33.3%	1		
58439	OLD REPUBLIC INTERNATIONAL CORPORATION	84	35	41.7%	18	1.13	
PWC01	PINNACLE WEST CAPITAL CORP	2	2	100.0%	0		
PRE01	PRESBYTERIAN HEALTHCARE SERVICES	7	0	0.0%	1		
58332	PROTECTIVE INSURANCE CORPORATION	12	7	58.3%	3	2.04	*****
85434	QBE INSURANCE GROUP LIMITED	8	1	12.5%	2		
SJR01	SAN JUAN REGIONAL MEDICAL CENTER	22	2	9.1%	5	-0.66	
SAN01	SANDIA CORPORATION	7	1	14.3%	1		
58466	SELECTIVE INSURANCE GROUP INC	8	4	50.0%	2		
2466	SENTRY INSURANCE A MUTUAL COMPANY	15	3	20.0%	3	-0.06	
46834	SERVICE INSURANCE HOLDINGS, INC	6	4	66.7%	1		
52641	SOMPO HOLDINGS INC	9	7	77.8%	2		
55404	STARR INTERNATIONAL COMPANIES, INC	21	2	9.5%	4	-0.64	
55404	STARR INTERNATIONAL COMPANY, INC.	23	8	34.8%	5	0.75	
2479	STATE FARM MUTUAL AUTOMOBILE INS CO	6	1	16.7%	1		
SNM01	STATE OF NEW MEXICO RISK MGMT DIVISION	198	41	20.7%	42	-0.02	
TAR01	TARGET STORES/DAYTON HUDSON	3	0	0.0%	1		
58505	THE HANOVER INSURANCE GROUP, INC.	3	1	33.3%	1		
KRO01	THE KROGER CO.	22	5	22.7%	5	0.09	
58633	TOKIO MARINE HOLDINGS, INC.	70	26	37.1%	15	0.88	
58470	TRAVELERS COMPANIES, INC.	212	96	45.3%	45	1.32	
58496	W. R. BERKLEY CORPORATION	27	5	18.5%	6	-0.14	
46966	WESTAIM HIIG LP	1	1	100.0%	0		
50457	ZURICH INSURANCE GROUP LTD	188	68	36.2%	40	0.82	
Total		3,794	802	21.1%			

CALENDAR YEAR 2020
New Mexico Workers' Compensation Administration

LATE PAYMENT OF INITIAL BENEFITS TREND – 12 QTRS



CY 2020 Claim Summary		
Carrier Name	No.	% Late
ACGL	88	22
AIG	288	20
APS	22	14
AXA	31	23
BERKSHIRE	66	65
BUILDERSTRUST	123	3
CHUBB LIMITED	243	29
CITYABQ	35	6
FISIF	81	26
HARTFORD	104	27
LIBERTYMUTUAL	97	19
NMCOUNTIES	205	77
NMMUTUAL	647	0
NMPSIA	111	20
NMSIFUND	4	25
OLDREPUBLIC	68	41
STATENM	185	69
TOKIO MARINE	63	33
TRAVELERS	178	30
ZURICH	160	20
Industry Average	3,320	26.4%



CALENDAR YEAR 2020
New Mexico Workers' Compensation Administration

LATE PAYMENT OF INITIAL BENEFITS ITEMIZED – CY 2020 (CONT.)

Carrier ID	Carrier Name	Number of ttd-ptd claims	Number Late	Late Ratio	Expected	Z-Score	Z > 2
ABF01	ABF FREIGHT SYSTEM INC	5	0	0.0%	1		
H2001	ABQ/BERNCO WATER UTILITY AUTHORITY	5	0	0.0%	1		
468	ACUITY A MUTUAL INS COMPANY	5	0	0.0%	1		
APS01	ALBUQUERQUE PUBLIC SCHOOLS	22	3	13.6%	6	-0.64	
58317	AMERICAN FINANCIAL GROUP, INC	5	1	20.0%	1		
58702	AMERICAN INTERNATIONAL GROUP, INC	288	59	20.5%	76	-0.30	
6087	AMERICAN NATIONAL INSURANCE COMPANY	1	1	100.0%	0		
58459	ARCH CAPITAL GROUP LTD.	88	19	21.6%	23	-0.24	
ASF01	ARCHDIOCESE OF SANTA FE	4	1	25.0%	1		
58448	ARGO GROUP INTERNATIONAL HOLDINGS, LTD	18	5	27.8%	5	0.07	
ABC01	ASSOC BUILDERS & CONTRACTORS	6	2	33.3%	2		
85085	AXA S.A.	31	7	22.6%	8	-0.19	
58334	BERKSHIRE HATHAWAY INC	66	43	65.2%	17	1.95	
46512	BIC HOLDINGS LLC	10	3	30.0%	3	0.18	
60081	BLUE CROSS BLUE SHIELD OF MI MUTUAL INS	14	8	57.1%	4	1.54	
221	BROTHERHOOD MUTUAL INSURANCE COMPANY	1	1	100.0%	0		
BTR01	BUILDERS TRUST	123	4	3.3%	33	-1.17	
2081	CENTRAL MUTUAL INSURANCE COMPANY	1	1	100.0%	0		
85512	CHANDLER INSURANCE COMPANY, LTD.	5	1	20.0%	1		
CHR01	CHRISTUS ST VINCENT HOSPITAL	8	4	50.0%	2		
58303	CHUBB LIMITED	243	71	29.2%	64	0.14	
259	CHURCH MUTUAL INSURANCE COMPANY	2	1	50.0%	1		
12205	CIMARRON INSURANCE COMPANY	3	2	66.7%	1		
58704	CINCINNATI FINANCIAL CORPORATION	4	2	50.0%	1		
ABQ01	CITY OF ALBUQUERQUE	35	2	5.7%	9	-1.04	
CAR01	CITY OF CARLSBAD	4	0	0.0%	1		
FAR01	CITY OF FARMINGTON	9	2	22.2%	2		
CLC01	CITY OF LAS CRUCES	16	5	31.3%	4	0.24	
CSF01	CITY OF SANTA FE	6	3	50.0%	2		
44179	COPPERPOINT MUTUAL INSURANCE HOLDING CO	6	2	33.3%	2		
COS01	COSTCO WHOLESALE	12	1	8.3%	3	-0.91	
Total		3,320	878	26.4%			

CALENDAR YEAR 2020
New Mexico Workers' Compensation Administration

LATE PAYMENT OF INITIAL BENEFITS ITEMIZED – CY 2020 (CONT.)

Carrier ID	Carrier Name	Number of ttd-ptd claims	Number Late	Late Ratio	Expected	Z-Score	Z > 2
DOL01	DOLLAR GENERAL(DOLGEN CORP)	8	7	87.5%	2		
318	DONEGAL MUTUAL INSURANCE COMPANY	13	4	30.8%	3	0.22	
51243	EMPLOYERS HOLDINGS, INC.	14	6	42.9%	4	0.83	
55579	ENSTAR GROUP LIMITED	5	3	60.0%	1		
58455	EVEREST RE GROUP LTD	6	0	0.0%	2		
44385	EVERGREEN PARENT, L.P.	3	3	100.0%	1		
58364	FAIRFAX FINANCIAL HOLDINGS LIMITED	7	0	0.0%	2		
52562	FARM BUREAU MUTUAL HOLDING COMPANY	19	7	36.8%	5	0.52	
FEX01	FEDERAL EXPRESS CORP POB 727	6	0	0.0%	2		
FED01	FEDERAL EXPRESS GROUND	6	3	50.0%	2		
384	FEDERATED MUTUAL INSURANCE COMPANY	8	4	50.0%	2		
FIS01	FOOD INDUSTRY SELF INS FUND OF NM	81	21	25.9%	21	-0.03	
FMM01	FREEMPORT-MCMORAN CORP	2	1	50.0%	1		
58707	HARTFORD FINANCIAL SERVICES GROUP INC	104	28	26.9%	28	0.02	
HEA01	HEALTHSOUTH REHAB CORP	1	0	0.0%	0		
51160	INTACT FINANCIAL CORPORATION	1	0	0.0%	0		
ITL01	INTEL CORPORATION	4	0	0.0%	1		
51391	JAMESTOWN HOLDINGS CORP.	1	0	0.0%	0		
KIE01	KIEWIT CONSTRUCTION GROUP INC	1	0	0.0%	0		
51114	LIBERTY MUTUAL HOLDING COMPANY INC.	97	18	18.6%	26	-0.40	
50177	LOEWS CORPORATION	23	8	34.8%	6	0.42	
LAN01	LOS ALAMOS LABS	7	0	0.0%	2		
58405	MARKEL CORPORATION	13	4	30.8%	3	0.22	
MCA01	MECH CONTRACTORS ASSOC OF NM	4	0	0.0%	1		
HCW01	N M HEALTHCARE W C GROUP	6	0	0.0%	2		
PSI01	N M PUBLIC SCHOOLS	111	22	19.8%	29	-0.33	
RUR01	N M RURAL ELECTRIC COOP ASSOC	6	0	0.0%	2		
SIF01	N M SELF INSURERS FUND	4	1	25.0%	1		
2358	NATIONWIDE MUTUAL INSURANCE COMPANY	5	3	60.0%	1		
CIA01	NEW MEXICO ASSN. OF COUNTIES	205	157	76.6%	54	2.52	*****
HWG01	NEW MEXICO HOSPITAL WORK COMP GROUP	14	2	14.3%	4	-0.61	
Total		3,320	878	26.4%			

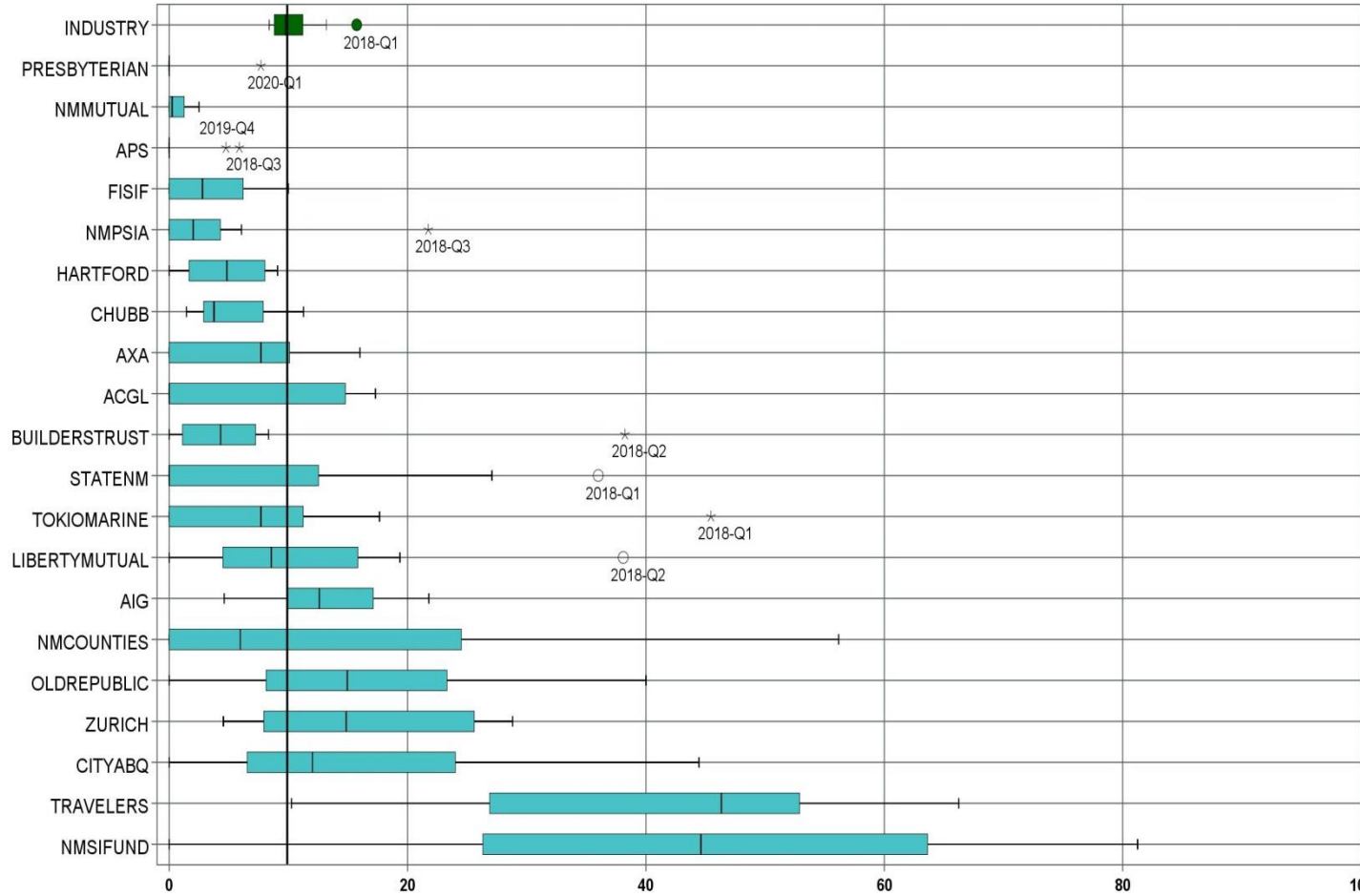
CALENDAR YEAR 2020
New Mexico Workers' Compensation Administration

LATE PAYMENT OF INITIAL BENEFITS ITEMIZED – CY 2020 (CONT.)

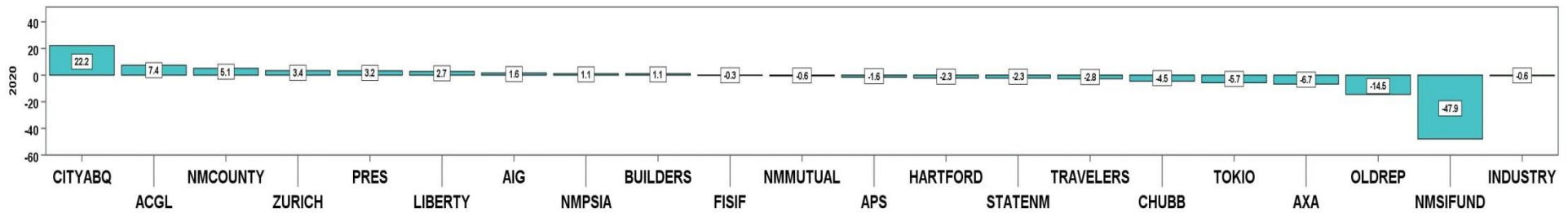
Carrier ID	Carrier Name	Number of ttd-ptd claims	Number Late	Late Ratio	Expected	Z-Score	Z > 2
11527	NEW MEXICO MUTUAL CASUALTY COMPANY	647	0	0.0%	171	-1.33	
AGC01	NM BUILDING BRANCH AGC	6	0	0.0%	2		
2381	OHIO FARMERS INSURANCE COMPANY	1	0	0.0%	0		
58439	OLD REPUBLIC INTERNATIONAL CORPORATION	68	28	41.2%	18	0.74	
PRE01	PRESBYTERIAN HEALTHCARE SERVICES	7	7	100.0%	2		
58332	PROTECTIVE INSURANCE CORPORATION	11	8	72.7%	3	2.33	*****
85434	QBE INSURANCE GROUP LIMITED	7	2	28.6%	2		
SJR01	SAN JUAN REGIONAL MEDICAL CENTER	22	0	0.0%	6	-1.33	
SAN01	SANDIA CORPORATION	6	1	16.7%	2		
58466	SELECTIVE INSURANCE GROUP INC	7	4	57.1%	2		
2466	SENTRY INSURANCE A MUTUAL COMPANY	14	9	64.3%	4	1.90	
46834	SERVICE INSURANCE HOLDINGS, INC	5	4	80.0%	1		
52641	SOMPO HOLDINGS INC	8	3	37.5%	2		
55404	STARR INTERNATIONAL COMPANIES, INC	21	3	14.3%	6	-0.61	
55404	STARR INTERNATIONAL COMPANY, INC.	20	8	40.0%	5	0.68	
2479	STATE FARM MUTUAL AUTOMOBILE INS CO	5	0	0.0%	1		
SNM01	STATE OF NEW MEXICO RISK MGMT DIVISION	185	127	68.6%	49	2.12	*****
TAR01	TARGET STORES/DAYTON HUDSON	3	1	33.3%	1		
58505	THE HANOVER INSURANCE GROUP, INC.	3	1	33.3%	1		
KRO01	THE KROGER CO.	19	3	15.8%	5	-0.54	
58633	TOKIO MARINE HOLDINGS, INC.	63	21	33.3%	17	0.35	
58470	TRAVELERS COMPANIES, INC.	178	53	29.8%	47	0.17	
58496	W. R. BERKLEY CORPORATION	22	6	27.3%	6	0.04	
46966	WESTAIM HIIG LP	1	1	100.0%	0		
50457	ZURICH INSURANCE GROUP LTD	160	32	20.0%	42	-0.32	
Total		3,320	878	26.4%			

CALENDAR YEAR 2020
New Mexico Workers' Compensation Administration

LATE FILING SROI TREND – 12 QTRS: Subsequent Report of Injury



CY 2020 Claim Summary		
Carrier Name	No.	% Late
ACGL	98	14
AIG	451	16
APS	26	0
AXA	39	5
BUILDERSTRUST	163	4
CHUBB LIMITED	277	4
CITYABQ	46	26
FISIF	99	2
HARTFORD	132	2
LIBERTYMUTUAL	144	10
NMCOUNTIES	256	5
NMMUTUAL	708	0
NMPSIA	127	2
NMSIFUND	4	0
OLDREPUBLIC	91	8
PRESBYTERIAN	31	3
STATENM	221	0
TOKIO MARINE	70	4
TRAVELERS	233	51
ZURICH	199	21
Industry Average	4,161	9.9%



CALENDAR YEAR 2020
New Mexico Workers' Compensation Administration

LATE FILING SROI ITEMIZED – CY 2020: Subsequent Report of Injury (CONT.)

Carrier ID	Carrier Name	Number of ttd-ptd claims	Number Late	Late Ratio	Expected	Z-Score	Z > 2
ABF01	ABF FREIGHT SYSTEM INC	6	0	0.0%	1		
H2001	ABQ/BERNCO WATER UTILITY AUTHORITY	5	0	0.0%	0		
468	ACUITY A MUTUAL INS COMPANY	5	1	20.0%	0		
APS01	ALBUQUERQUE PUBLIC SCHOOLS	26	0	0.0%	3	-0.69	
85449	ALLIANZ SE	1	1	100.0%	0		
ALL01	ALLSUP ENTERPRISES INC	2	0	0.0%	0		
58317	AMERICAN FINANCIAL GROUP, INC	6	1	16.7%	1		
58702	AMERICAN INTERNATIONAL GROUP, INC	451	70	15.5%	45	0.39	
6087	AMERICAN NATIONAL INSURANCE COMPANY	1	0	0.0%	0		
58459	ARCH CAPITAL GROUP LTD.	98	14	14.3%	10	0.31	
ASF01	ARCHDIOCESE OF SANTA FE	4	0	0.0%	0		
58448	ARGO GROUP INTERNATIONAL HOLDINGS, LTD	26	6	23.1%	3	0.92	
ABC01	ASSOC BUILDERS & CONTRACTORS	8	0	0.0%	1		
85085	AXA S.A.	39	2	5.1%	4	-0.33	
58334	BERKSHIRE HATHAWAY INC	72	1	1.4%	7	-0.59	
46512	BIC HOLDINGS LLC	11	7	63.6%	1	3.74	*****
60081	BLUE CROSS BLUE SHIELD OF MI MUTUAL INS	17	2	11.8%	2	0.13	
221	BROTHERHOOD MUTUAL INSURANCE COMPANY	5	3	60.0%	0		
BTR01	BUILDERS TRUST	163	6	3.7%	16	-0.43	
2081	CENTRAL MUTUAL INSURANCE COMPANY	1	0	0.0%	0		
85512	CHANDLER INSURANCE COMPANY, LTD.	13	0	0.0%	1	-0.69	
CHE01	CHEVRON USA	1	0	0.0%	0		
CHR01	CHRISTUS ST VINCENT HOSPITAL	9	0	0.0%	1		
58303	CHUBB LIMITED	277	10	3.6%	27	-0.44	
259	CHURCH MUTUAL INSURANCE COMPANY	4	4	100.0%	0		
12205	CIMARRON INSURANCE COMPANY	3	3	100.0%	0		
58704	CINCINNATI FINANCIAL CORPORATION	7	4	57.1%	1		
ABQ01	CITY OF ALBUQUERQUE	46	12	26.1%	5	1.13	
CAR01	CITY OF CARLSBAD	4	0	0.0%	0		
FAR01	CITY OF FARMINGTON	9	0	0.0%	1		
CLC01	CITY OF LAS CRUCES	17	0	0.0%	2	-0.69	
Total		4,161	412	9.9%			

CALENDAR YEAR 2020
New Mexico Workers' Compensation Administration

LATE FILING SROI ITEMIZED – CY 2020: Subsequent Report of Injury (CONT.)

Carrier ID	Carrier Name	Number of ttd-ptd claims	Number Late	Late Ratio	Expected	Z-Score	Z > 2
CSF01	CITY OF SANTA FE	6	0	0.0%	1		
44179	COPPERPOINT MUTUAL INSURANCE HOLDING CO	8	2	25.0%	1		
COS01	COSTCO WHOLESALE	12	2	16.7%	1	0.47	
11130	DAKOTA TRUCK UNDERWRITERS	1	1	100.0%	0		
DOL01	DOLLAR GENERAL(DOLGEN CORP)	8	2	25.0%	1		
318	DONEGAL MUTUAL INSURANCE COMPANY	22	9	40.9%	2	2.16	*****
51243	EMPLOYERS HOLDINGS, INC.	21	2	9.5%	2	-0.03	
55579	ENSTAR GROUP LIMITED	8	1	12.5%	1		
58455	EVEREST RE GROUP LTD	6	1	16.7%	1		
44385	EVERGREEN PARENT, L.P.	4	0	0.0%	0		
58364	FAIRFAX FINANCIAL HOLDINGS LIMITED	14	0	0.0%	1	-0.69	
52562	FARM BUREAU MUTUAL HOLDING COMPANY	24	8	33.3%	2	1.63	
FEX01	FEDERAL EXPRESS CORP POB 727	10	0	0.0%	1	-0.69	
FED01	FEDERAL EXPRESS GROUND	7	0	0.0%	1		
384	FEDERATED MUTUAL INSURANCE COMPANY	18	1	5.6%	2	-0.30	
385	FEDERATED RURAL ELECTRIC INSURANCE EXCH	1	1	100.0%	0		
FIS01	FOOD INDUSTRY SELF INS FUND OF NM	99	2	2.0%	10	-0.55	
FMM01	FREEMPORT-MCMORAN CORP	5	2	40.0%	0		
58707	HARTFORD FINANCIAL SERVICES GROUP INC	132	2	1.5%	13	-0.58	
HEA01	HEALTHSOUTH REHAB CORP	1	0	0.0%	0		
51160	INTACT FINANCIAL CORPORATION	2	0	0.0%	0		
ITL01	INTEL CORPORATION	5	1	20.0%	0		
51391	JAMESTOWN HOLDINGS CORP.	1	0	0.0%	0		
KIE01	KIEWIT CONSTRUCTION GROUP INC	1	0	0.0%	0		
51114	LIBERTY MUTUAL HOLDING COMPANY INC.	144	15	10.4%	14	0.04	
50177	LOEWS CORPORATION	29	5	17.2%	3	0.51	
LAN01	LOS ALAMOS LABS	8	0	0.0%	1		
MAC01	MACYS INC	1	0	0.0%	0		
58405	MARKEL CORPORATION	16	1	6.3%	2	-0.25	
MCA01	MECH CONTRACTORS ASSOC OF NM	4	0	0.0%	0		
52662	MS&AD INSURANCE GROUP HOLDINGS, INC.	1	0	0.0%	0		
Total		4,161	412	9.9%			

CALENDAR YEAR 2020
New Mexico Workers' Compensation Administration

LATE FILING SROI ITEMIZED – CY 2020: Subsequent Report of Injury (CONT.)

Carrier ID	Carrier Name	Number of ttd-ptd claims	Number Late	Late Ratio	Expected	Z-Score	Z > 2
HCW01	N M HEALTHCARE W C GROUP	8	0	0.0%	1		
PSI01	N M PUBLIC SCHOOLS	127	2	1.6%	13	-0.58	
RUR01	N M RURAL ELECTRIC COOP ASSOC	7	0	0.0%	1		
SIF01	N M SELF INSURERS FUND	4	0	0.0%	0		
2358	NATIONWIDE MUTUAL INSURANCE COMPANY	5	1	20.0%	0		
CIA01	NEW MEXICO ASSN. OF COUNTIES	256	13	5.1%	25	-0.34	
HWG01	NEW MEXICO HOSPITAL WORK COMP GROUP	20	1	5.0%	2	-0.34	
11527	NEW MEXICO MUTUAL CASUALTY COMPANY	708	1	0.1%	70	-0.68	
AGC01	NM BUILDING BRANCH AGC	6	0	0.0%	1		
2381	OHIO FARMERS INSURANCE COMPANY	3	0	0.0%	0		
58439	OLD REPUBLIC INTERNATIONAL CORPORATION	91	7	7.7%	9	-0.15	
PWC01	PINNACLE WEST CAPITAL CORP	2	0	0.0%	0		
PRE01	PRESBYTERIAN HEALTHCARE SERVICES	31	1	3.2%	3	-0.46	
58332	PROTECTIVE INSURANCE CORPORATION	12	3	25.0%	1	1.05	
85434	QBE INSURANCE GROUP LIMITED	8	0	0.0%	1		
SJR01	SAN JUAN REGIONAL MEDICAL CENTER	22	0	0.0%	2	-0.69	
SAN01	SANDIA CORPORATION	8	0	0.0%	1		
58466	SELECTIVE INSURANCE GROUP INC	8	1	12.5%	1		
2466	SENTRY INSURANCE A MUTUAL COMPANY	26	3	11.5%	3	0.11	
46834	SERVICE INSURANCE HOLDINGS, INC	6	1	16.7%	1		
52641	SOMPO HOLDINGS INC	9	0	0.0%	1		
55404	STARR INTERNATIONAL COMPANIES, INC	21	0	0.0%	2	-0.69	
55404	STARR INTERNATIONAL COMPANY, INC.	23	3	13.0%	2	0.22	
2479	STATE FARM MUTUAL AUTOMOBILE INS CO	7	0	0.0%	1		
SNM01	STATE OF NEW MEXICO RISK MGMT DIVISION	221	0	0.0%	22	-0.69	
TAR01	TARGET STORES/DAYTON HUDSON	3	0	0.0%	0		
58505	THE HANOVER INSURANCE GROUP, INC.	3	1	33.3%	0		
KRO01	THE KROGER CO.	25	4	16.0%	2	0.42	
58633	TOKIO MARINE HOLDINGS, INC.	70	3	4.3%	7	-0.39	
58470	TRAVELERS COMPANIES, INC.	233	119	51.1%	23	2.87	*****
58496	W. R. BERKLEY CORPORATION	32	1	3.1%	3	-0.47	
Total		4,161	412	9.9%			

CALENDAR YEAR 2020
 New Mexico Workers' Compensation Administration

LATE FILING SROI ITEMIZED – CY 2020: Subsequent Report of Injury (CONT.)

Carrier ID	Carrier Name	Number of ttd-ptd claims	Number Late	Late Ratio	Expected	Z-Score	Z > 2
46966	WESTAIM HIIG LP	1	0	0.0%	0		
50457	ZURICH INSURANCE GROUP LTD	199	42	21.1%	20	0.78	

Total		4,161	412	9.9%			
--------------	--	--------------	------------	-------------	--	--	--

CALENDAR YEAR 2020
New Mexico Workers' Compensation Administration

12 QUARTER LEGAL ACTIVITY REPORT

Carrier ID	Carrier Name	Total	No Legal Activity	Legal Activity	% Legal Activity
ABF01	ABF FREIGHT SYSTEM INC	24	20	4	16.7%
H2O01	ABQ/BERNCO WATER UTILITY AUTHORITY	10	8	2	20.0%
468	ACUITY A MUTUAL INS COMPANY	17	16	1	5.9%
55353	ALASKA NATIONAL CORPORATION	2	2	0	0.0%
APS01	ALBUQUERQUE PUBLIC SCHOOLS	148	127	21	14.2%
85449	ALLIANZ SE	2	1	1	50.0%
ALL01	ALLSUP ENTERPRISES INC	44	34	10	22.7%
58317	AMERICAN FINANCIAL GROUP, INC	28	19	9	32.1%
58702	AMERICAN INTERNATIONAL GROUP, INC	901	740	161	17.9%
6087	AMERICAN NATIONAL INSURANCE COMPANY	7	7	0	0.0%
58459	ARCH CAPITAL GROUP LTD.	154	134	20	13.0%
ASF01	ARCHDIOCESE OF SANTA FE	8	7	1	12.5%
58448	ARGO GROUP INTERNATIONAL HOLDINGS, LTD	80	62	18	22.5%
ABC01	ASSOC BUILDERS & CONTRACTORS	22	17	5	22.7%
85085	AXA S.A.	168	135	33	19.6%
BAS01	BASHA'S INC	1	1	0	0.0%
58334	BERKSHIRE HATHAWAY INC	122	104	18	14.8%
58334	BERKSHIRE HATHAWAY INC.	2	2	0	0.0%
46512	BIC HOLDINGS LLC	25	20	5	20.0%
60081	BLUE CROSS BLUE SHIELD OF MI MUTUAL INS	47	36	11	23.4%
221	BROTHERHOOD MUTUAL INSURANCE COMPANY	14	9	5	35.7%
BTR01	BUILDERS TRUST	569	464	105	18.5%
2081	CENTRAL MUTUAL INSURANCE COMPANY	3	2	1	33.3%
85512	CHANDLER INSURANCE COMPANY, LTD.	57	44	13	22.8%
CHE01	CHEVRON USA	2	0	2	100.0%
CHR01	CHRISTUS ST VINCENT HOSPITAL	33	30	3	9.1%
58303	CHUBB LIMITED	848	682	166	19.6%
259	CHURCH MUTUAL INSURANCE COMPANY	11	7	4	36.4%
12205	CIMARRON INSURANCE COMPANY	6	5	1	16.7%
58704	CINCINNATI FINANCIAL CORPORATION	7	4	3	42.9%
ABQ01	CITY OF ALBUQUERQUE	239	201	38	15.9%
12 Quarter Total		12,392	10,024	2,368	19.1%

CALENDAR YEAR 2020
New Mexico Workers' Compensation Administration

12 QUARTER LEGAL ACTIVITY REPORT (CONT.)

Carrier ID	Carrier Name	Total	No Legal Activity	Legal Activity	% Legal Activity
CAR01	CITY OF CARLSBAD	16	13	3	18.8%
FAR01	CITY OF FARMINGTON	22	20	2	9.1%
CLC01	CITY OF LAS CRUCES	47	43	4	8.5%
CSF01	CITY OF SANTA FE	37	27	10	27.0%
44179	COPPERPOINT MUTUAL INSURANCE HOLDING CO	14	13	1	7.1%
COS01	COSTCO WHOLESALE	25	24	1	4.0%
11130	DAKOTA TRUCK UNDERWRITERS	1	0	1	100.0%
DOL01	DOLLAR GENERAL(DOLGEN CORP)	25	21	4	16.0%
318	DONEGAL MUTUAL INSURANCE COMPANY	77	49	28	36.4%
51243	EMPLOYERS HOLDINGS, INC.	94	71	23	24.5%
2161	EMPLOYERS MUTUAL CASUALTY COMPANY	8	4	4	50.0%
55579	ENSTAR GROUP LIMITED	30	17	13	43.3%
58455	EVEREST RE GROUP LTD	26	22	4	15.4%
44385	EVERGREEN PARENT, L.P.	16	9	7	43.8%
58364	FAIRFAX FINANCIAL HOLDINGS LIMITED	44	26	18	40.9%
52562	FARM BUREAU MUTUAL HOLDING COMPANY	48	40	8	16.7%
FEX01	FEDERAL EXPRESS CORP POB 727	40	40	0	0.0%
FED01	FEDERAL EXPRESS GROUND	14	13	1	7.1%
384	FEDERATED MUTUAL INSURANCE COMPANY	52	39	13	25.0%
385	FEDERATED RURAL ELECTRIC INSURANCE EXCH	1	0	1	100.0%
FIS01	FOOD INDUSTRY SELF INS FUND OF NM	359	303	56	15.6%
59492	FOSUN INTERNATIONAL HOLDINGS LTD	2	2	0	0.0%
46317	FRANK WINSTON CRUM INSURANCE HOLDINGS	2	1	1	50.0%
FMM01	FREEPORT-MCMORAN CORP	38	33	5	13.2%
50408	GENERAL ELECTRIC COMPANY	2	2	0	0.0%
58707	HARTFORD FINANCIAL SERVICES GROUP INC	467	363	104	22.3%
HEA01	HEALTHSOUTH REHAB CORP	17	12	5	29.4%
HON01	HONEYWELL INC, RISK MGMT AB3-D	1	0	1	100.0%
51160	INTACT FINANCIAL CORPORATION	8	6	2	25.0%
ITL01	INTEL CORPORATION	26	26	0	0.0%
51391	JAMESTOWN HOLDINGS CORP.	2	2	0	0.0%
12 Quarter Total		12,392	10,024	2,368	19.1%

CALENDAR YEAR 2020
New Mexico Workers' Compensation Administration

12 QUARTER LEGAL ACTIVITY REPORT (CONT.)

Carrier ID	Carrier Name	Total	No Legal Activity	Legal Activity	% Legal Activity
58711	KEMPER CORPORATION	1	0	1	100.0%
KIE01	KIEWIT CONSTRUCTION GROUP INC	1	1	0	0.0%
51114	LIBERTY MUTUAL HOLDING COMPANY INC.	472	404	68	14.4%
50177	LOEWS CORPORATION	121	93	28	23.1%
LAN01	LOS ALAMOS LABS	32	26	6	18.8%
MAC01	MACYS INC	2	1	1	50.0%
11387	MAINE EMPLOYERS MUTUAL INSURANCE COMPANY	4	4	0	0.0%
58405	MARKEL CORPORATION	55	41	14	25.5%
MTT01	MARRIOTT INTERNATIONAL INC	3	3	0	0.0%
MCA01	MECH CONTRACTORS ASSOC OF NM	10	10	0	0.0%
52662	MS&AD INSURANCE GROUP HOLDINGS, INC.	1	0	1	100.0%
HCW01	N M HEALTHCARE W C GROUP	33	31	2	6.1%
PSI01	N M PUBLIC SCHOOLS	568	480	88	15.5%
RUR01	N M RURAL ELECTRIC COOP ASSOC	23	21	2	8.7%
SIF01	N M SELF INSURERS FUND	132	116	16	12.1%
02358	NATIONWIDE MUTUAL INSURANCE COMPANY	1	1	0	0.0%
2358	NATIONWIDE MUTUAL INSURANCE COMPANY	30	20	10	33.3%
CIA01	NEW MEXICO ASSN. OF COUNTIES	439	351	88	20.0%
HWG01	NEW MEXICO HOSPITAL WORK COMP GROUP	74	66	8	10.8%
11527	NEW MEXICO MUTUAL CASUALTY COMPANY	2,332	1,831	501	21.5%
AGC01	NM BUILDING BRANCH AGC	21	16	5	23.8%
2381	OHIO FARMERS INSURANCE COMPANY	3	3	0	0.0%
58439	OLD REPUBLIC INTERNATIONAL CORPORATION	224	170	54	24.1%
PWC01	PINNACLE WEST CAPITAL CORP	4	4	0	0.0%
PRE01	PRESBYTERIAN HEALTHCARE SERVICES	158	142	16	10.1%
59716	PROSIGHT GLOBAL HOLDINGS LTD	3	3	0	0.0%
58332	PROTECTIVE INSURANCE CORPORATION	23	20	3	13.0%
85434	QBE INSURANCE GROUP LIMITED	21	16	5	23.8%
RYD01	RYDER SYSTEMS INC	1	1	0	0.0%
SJR01	SAN JUAN REGIONAL MEDICAL CENTER	52	47	5	9.6%
SAN01	SANDIA CORPORATION	32	31	1	3.1%
12 Quarter Total		12,392	10,024	2,368	19.1%

CALENDAR YEAR 2020
New Mexico Workers' Compensation Administration

12 QUARTER LEGAL ACTIVITY REPORT (CONT.)

Carrier ID	Carrier Name	Total	No Legal Activity	Legal Activity	% Legal Activity
58466	SELECTIVE INSURANCE GROUP INC	8	7	1	12.5%
2466	SENTRY INSURANCE A MUTUAL COMPANY	69	57	12	17.4%
46834	SERVICE INSURANCE HOLDINGS, INC	6	5	1	16.7%
52641	SOMPO HOLDINGS INC	17	14	3	17.6%
55404	STARR INTERNATIONAL COMPANIES, INC	21	21	0	0.0%
55404	STARR INTERNATIONAL COMPANY, INC.	88	71	17	19.3%
2479	STATE FARM MUTUAL AUTOMOBILE INS CO	20	17	3	15.0%
SNM01	STATE OF NEW MEXICO RISK MGMT DIVISION	480	411	69	14.4%
TAR01	TARGET STORES/DAYTON HUDSON	13	11	2	15.4%
58505	THE HANOVER INSURANCE GROUP, INC.	23	17	6	26.1%
KRO01	THE KROGER CO.	64	52	12	18.8%
58633	TOKIO MARINE HOLDINGS, INC.	190	154	36	18.9%
58470	TRAVELERS COMPANIES, INC.	648	517	131	20.2%
58496	W. R. BERKLEY CORPORATION	104	59	45	43.3%
3482	WCF MUTUAL INSURANCE COMPANY	1	1	0	0.0%
46966	WESTAIM HIIG LP	1	1	0	0.0%
WES01	WESTERN REFINING	18	11	7	38.9%
50457	ZURICH INSURANCE GROUP LTD	583	464	119	20.4%
12 Quarter Total		12,392	10,024	2,368	19.1%