



STATE OF NEW MEXICO  
Workers' Compensation  
Administration

3rd QUARTER CY 2019  
INSURER SCORECARD

**CONTENTS**

SCORECARD PROCESS AND NOTES .....1

LATE FILING FROI TREND – 12 QTRS: First Report of Injury or Illness .....2

LATE FILING FROI ITEMIZED: First Report of Injury or Illness – Q3 (CONT.) .....3

LATE FILING FROI ITEMIZED: First Report of Injury or Illness – Q3 (CONT.) .....4

LATE FILING FROI ITEMIZED: First Report of Injury or Illness – Q3 (CONT.) .....5

LATE PAYMENT OF INITIAL BENEFITS TREND – 12 QTRS .....6

LATE PAYMENT OF INITIAL BENEFITS ITEMIZED – Q3 (CONT.) .....7

LATE PAYMENT OF INITIAL BENEFITS ITEMIZED – Q3 (CONT.) .....8

LATE PAYMENT OF INITIAL BENEFITS ITEMIZED – Q3 (CONT.) .....9

LATE FILING SROI TREND – 12 QTRS: Subsequent Report of Injury.....10

LATE FILING SROI ITEMIZED – Q3: Subsequent Report of Injury (CONT.) .....11

LATE FILING SROI ITEMIZED – Q3: Subsequent Report of Injury (CONT.) .....12

LATE FILING SROI ITEMIZED – Q3: Subsequent Report of Injury (CONT.) .....13

12 QUARTER LEGAL ACTIVITY REPORT.....14

12 QUARTER LEGAL ACTIVITY REPORT (CONT.) .....15

12 QUARTER LEGAL ACTIVITY REPORT (CONT.) .....16

12 QUARTER LEGAL ACTIVITY REPORT (CONT.) .....17

**\*\*The New Mexico Workers' Compensation Administration relies on carriers to accurately report their data to the agency. Carrier submissions are subject to computer edits and review by WCA staff. However, the data used in this report remains unaltered by the WCA. As such, data reporting errors can occur and may result in skewed scorecard results.**

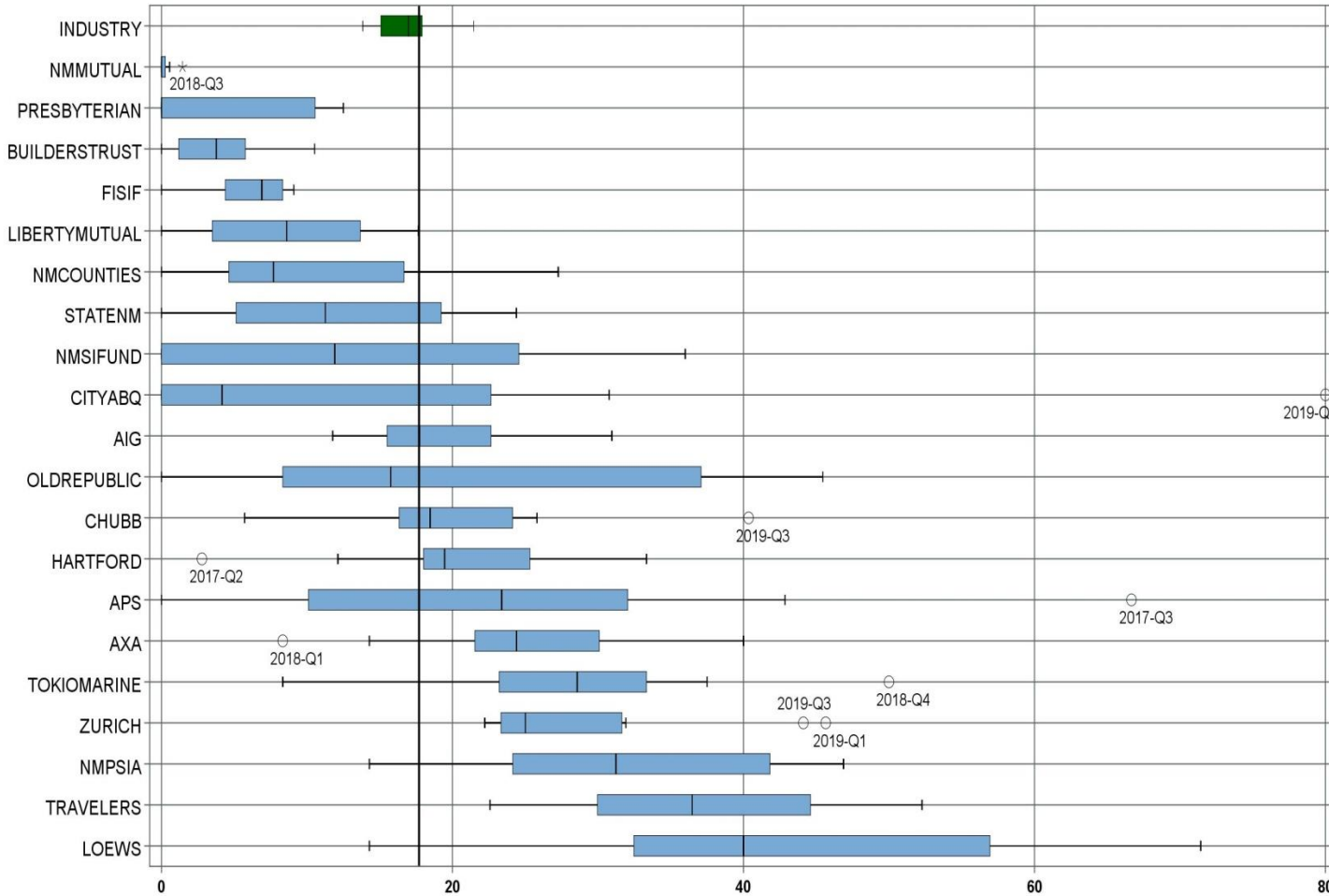
Produced by the Economic Research & Policy Bureau  
Richard Adu-Asamoah, Bureau Chief  
Ruili Yan, Economist

## **SCORECARD PROCESS AND NOTES**

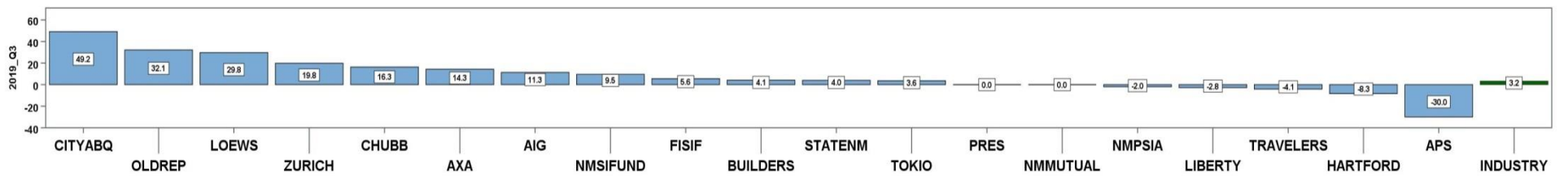
- ❖ Carriers are grouped by the uppermost parent company identified by AM Best Corporation, rather than by the NM WCA-assigned carrier number.
- ❖ The graphic information presented on the first page of each section is based on the 20 entities with the highest volume of indemnity SROI reports submitted for the preceding 12 quarters, rather than the same fixed 20 entities. The process will automatically “phase-out” companies that cease doing business in New Mexico, and “phase-in” companies that increase volume or become active, as needed.
- ❖ Each quarter is presented as a stand-alone quarter which only includes data for that quarter. Additionally, a summary report for the year is prepared alongside Q4 to give reporters the whole picture of the year.
- ❖ The detailed listing of reporting results is listed alphabetically, rather than by Z-score.

**3<sup>rd</sup> QUARTER CY 2019**  
New Mexico Workers' Compensation Administration

**LATE FILING FROI TREND – 12 QTRS: First Report of Injury or Illness**



Q3 CY 2019 Claim Summary		
Carrier Name	No.	% Late
AIG	52	23
APS	11	0
AXA	7	29
BUILDERSTRUST	46	7
CHUBB LIMITED	57	40
CITYABQ	5	80
FISIF	36	6
HARTFORD	36	25
LIBERTYMUTUAL	35	14
LOEWS	12	58
NMCOUNTIES	6	17
NMMUTUAL	176	0
NMPSIA	35	14
NMSIFUND	21	10
OLDREPUBLIC	11	45
PRESBYTERIAN	20	0
STATENM	25	8
TOKIO MARINE	16	25
TRAVELERS	18	44
ZURICH	34	44
<b>Industry Average</b>	<b>823</b>	<b>17.7%</b>



**3<sup>rd</sup> QUARTER CY 2019**  
 New Mexico Workers' Compensation Administration

**LATE FILING FROI ITEMIZED: First Report of Injury or Illness – Q3 (CONT.)**

Carrier ID	Carrier Name	Number of ttd-ptd claims	Number Late	Late Ratio	Expected	Z-Score	Z > 2
H2O01	ABQ/BERNCO WATER UTILITY AUTHORITY	1	0	0.0%	0		
468	ACUITY A MUTUAL INS COMPANY	6	1	16.7%	1		
APS01	ALBUQUERQUE PUBLIC SCHOOLS	11	0	0.0%	2	-0.93	
ALL01	ALLSUP ENTERPRISES INC	9	1	11.1%	2		
58317	AMERICAN FINANCIAL GROUP, INC	1	0	0.0%	0		
58702	AMERICAN INTERNATIONAL GROUP, INC	52	12	23.1%	9	0.28	
6087	AMERICAN NATIONAL INSURANCE COMPANY	1	1	100.0%	0		
58459	ARCH CAPITAL GROUP LTD.	7	1	14.3%	1		
58448	ARGO GROUP INTERNATIONAL HOLDINGS, LTD	3	3	100.0%	1		
ABC01	ASSOC BUILDERS & CONTRACTORS	1	0	0.0%	0		
85085	AXA S.A.	7	2	28.6%	1		
58334	BERKSHIRE HATHAWAY INC	6	2	33.3%	1		
46512	BIC HOLDINGS LLC	2	1	50.0%	0		
60081	BLUE CROSS BLUE SHIELD OF MI MUTUAL INS	6	4	66.7%	1		
221	BROTHERHOOD MUTUAL INSURANCE COMPANY	1	0	0.0%	0		
BTR01	BUILDERS TRUST	46	3	6.5%	8	-0.59	
85512	CHANDLER INSURANCE COMPANY, LTD.	1	0	0.0%	0		
58303	CHUBB LIMITED	57	23	40.4%	10	1.18	
ABQ01	CITY OF ALBUQUERQUE	5	4	80.0%	1		
CAR01	CITY OF CARLSBAD	1	0	0.0%	0		
FAR01	CITY OF FARMINGTON	2	0	0.0%	0		
CLC01	CITY OF LAS CRUCES	2	1	50.0%	0		
CSF01	CITY OF SANTA FE	3	0	0.0%	1		
44179	COPPERPOINT MUTUAL INSURANCE HOLDING CO	2	1	50.0%	0		
COS01	COSTCO WHOLESALE	2	0	0.0%	0		
DOL01	DOLLAR GENERAL(DOLGEN CORP)	1	0	0.0%	0		
318	DONEGAL MUTUAL INSURANCE COMPANY	11	5	45.5%	2	1.45	
51243	EMPLOYERS HOLDINGS, INC.	3	1	33.3%	1		
2161	EMPLOYERS MUTUAL CASUALTY COMPANY	2	1	50.0%	0		
55579	ENSTAR GROUP LIMITED	9	0	0.0%	2		
58455	EVEREST RE GROUP LTD	1	0	0.0%	0		
<b>Total</b>		<b>823</b>	<b>146</b>	<b>17.7%</b>			

**3<sup>rd</sup> QUARTER CY 2019**  
 New Mexico Workers' Compensation Administration

**LATE FILING FROI ITEMIZED: First Report of Injury or Illness – Q3 (CONT.)**

Carrier ID	Carrier Name	Number of ttd-ptd claims	Number Late	Late Ratio	Expected	Z-Score	Z > 2
44385	EVERGREEN PARENT, L.P.	2	0	0.0%	0		
58364	FAIRFAX FINANCIAL HOLDINGS LIMITED	2	0	0.0%	0		
52562	FARM BUREAU MUTUAL HOLDING COMPANY	3	0	0.0%	1		
FEX01	FEDERAL EXPRESS CORP POB 727	5	2	40.0%	1		
384	FEDERATED MUTUAL INSURANCE COMPANY	1	0	0.0%	0		
FIS01	FOOD INDUSTRY SELF INS FUND OF NM	36	2	5.6%	6	-0.64	
FMM01	FREEPORT-MCMORAN CORP	2	1	50.0%	0		
58707	HARTFORD FINANCIAL SERVICES GROUP INC	36	9	25.0%	6	0.38	
ITL01	INTEL CORPORATION	4	0	0.0%	1		
51114	LIBERTY MUTUAL HOLDING COMPANY INC.	35	5	14.3%	6	-0.18	
50177	LOEWS CORPORATION	12	7	58.3%	2	2.13	*****
LAN01	LOS ALAMOS LABS	4	1	25.0%	1		
11387	MAINE EMPLOYERS MUTUAL INSURANCE COMPANY	1	0	0.0%	0		
58405	MARKEL CORPORATION	4	0	0.0%	1		
HCW01	N M HEALTHCARE W C GROUP	1	0	0.0%	0		
PSI01	N M PUBLIC SCHOOLS	35	5	14.3%	6	-0.18	
RUR01	N M RURAL ELECTRIC COOP ASSOC	1	0	0.0%	0		
SIF01	N M SELF INSURERS FUND	21	2	9.5%	4	-0.43	
CIA01	NEW MEXICO ASSN. OF COUNTIES	6	1	16.7%	1		
HWG01	NEW MEXICO HOSPITAL WORK COMP GROUP	6	0	0.0%	1		
11527	NEW MEXICO MUTUAL CASUALTY COMPANY	176	0	0.0%	31	-0.93	
58439	OLD REPUBLIC INTERNATIONAL CORPORATION	11	5	45.5%	2	1.45	
PRE01	PRESBYTERIAN HEALTHCARE SERVICES	20	0	0.0%	4	-0.93	
85434	QBE INSURANCE GROUP LIMITED	1	0	0.0%	0		
SJR01	SAN JUAN REGIONAL MEDICAL CENTER	3	0	0.0%	1		
SAN01	SANDIA CORPORATION	4	1	25.0%	1		
2466	SENTRY INSURANCE A MUTUAL COMPANY	8	1	12.5%	1		
52641	SOMPO HOLDINGS INC	3	2	66.7%	1		
55404	STARR INTERNATIONAL COMPANY, INC.	7	1	14.3%	1		
2479	STATE FARM MUTUAL AUTOMOBILE INS CO	2	1	50.0%	0		
SNM01	STATE OF NEW MEXICO RISK MGMT DIVISION	25	2	8.0%	4	-0.51	
<b>Total</b>		<b>823</b>	<b>146</b>	<b>17.7%</b>			

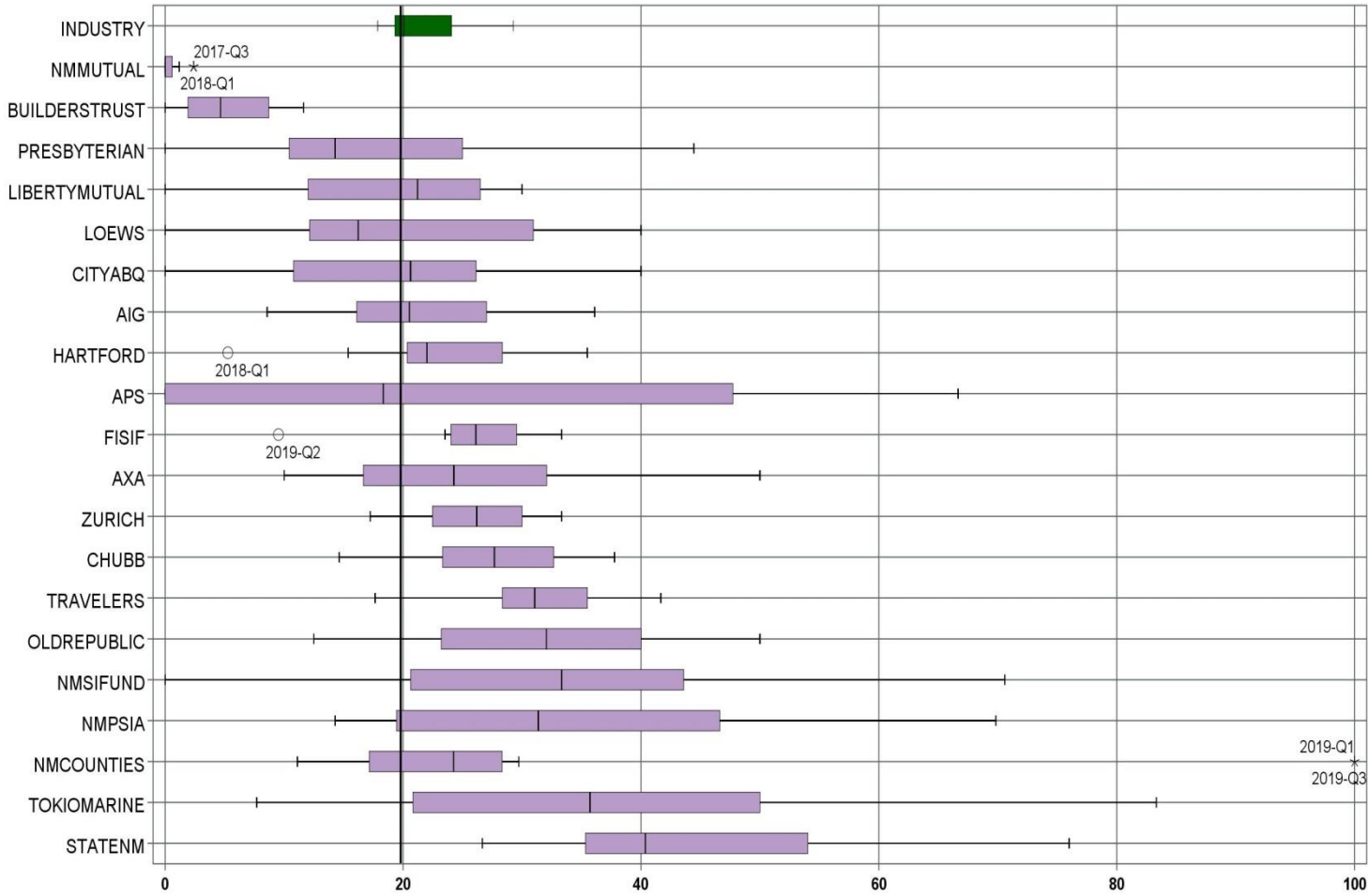
**3<sup>rd</sup> QUARTER CY 2019**  
 New Mexico Workers' Compensation Administration

**LATE FILING FROI ITEMIZED: First Report of Injury or Illness – Q3 (CONT.)**

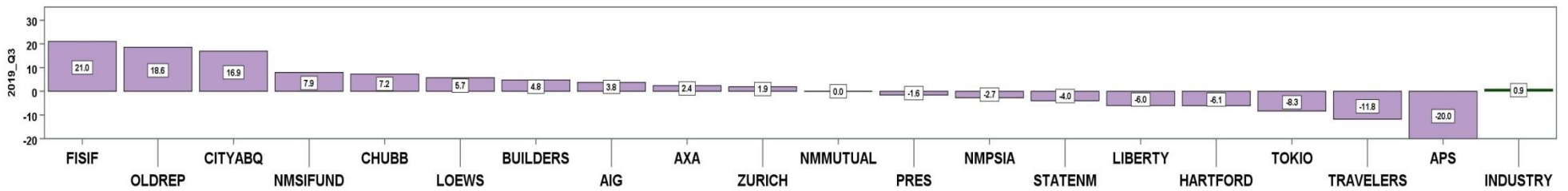
Carrier ID	Carrier Name	Number of ttd-ptd claims	Number Late	Late Ratio	Expected	Z-Score	Z > 2
58505	THE HANOVER INSURANCE GROUP, INC.	5	2	40.0%	1		
KRO01	THE KROGER CO.	3	0	0.0%	1		
58633	TOKIO MARINE HOLDINGS, INC.	16	4	25.0%	3	0.38	
58470	TRAVELERS COMPANIES, INC.	18	8	44.4%	3	1.40	
58496	W. R. BERKLEY CORPORATION	8	2	25.0%	1		
50457	ZURICH INSURANCE GROUP LTD	34	15	44.1%	6	1.38	

<b>Total</b>		<b>823</b>	<b>146</b>	<b>17.7%</b>			
--------------	--	------------	------------	--------------	--	--	--

LATE PAYMENT OF INITIAL BENEFITS TREND – 12 QTRS



Q3 CY 2019 Claim Summary		
Carrier Name	No.	% Late
AIG	46	17
APS	11	0
AXA	6	17
BUILDERSTRUST	42	5
CHUBB LIMITED	54	33
CITYABQ	5	40
FISIF	36	31
HARTFORD	34	29
LIBERTYMUTUAL	34	18
LOEWS	10	20
NMCOUNTIES	6	100
NMMUTUAL	171	0
NMPSIA	35	14
NMSIFUND	21	19
OLDREPUBLIC	10	40
PRESBYTERIAN	17	12
STATENM	25	72
TOKIO MARINE	12	17
TRAVELERS	17	18
ZURICH	33	33
<b>Industry Average</b>	<b>773</b>	<b>19.8%</b>



**3<sup>rd</sup> QUARTER CY 2019**  
 New Mexico Workers' Compensation Administration

**LATE PAYMENT OF INITIAL BENEFITS ITEMIZED – Q3 (CONT.)**

Carrier ID	Carrier Name	Number of ttd-ptd claims	Number Late	Late Ratio	Expected	Z-Score	Z > 2
H2001	ABQ/BERNCO WATER UTILITY AUTHORITY	1	0	0.0%	0		
468	ACUITY A MUTUAL INS COMPANY	5	3	60.0%	1		
APS01	ALBUQUERQUE PUBLIC SCHOOLS	11	0	0.0%	2	-1.15	
ALL01	ALLSUP ENTERPRISES INC	9	0	0.0%	2		
58317	AMERICAN FINANCIAL GROUP, INC	1	0	0.0%	0		
58702	AMERICAN INTERNATIONAL GROUP, INC	46	8	17.4%	9	-0.14	
6087	AMERICAN NATIONAL INSURANCE COMPANY	1	1	100.0%	0		
58459	ARCH CAPITAL GROUP LTD.	7	1	14.3%	1		
58448	ARGO GROUP INTERNATIONAL HOLDINGS, LTD	2	2	100.0%	0		
ABC01	ASSOC BUILDERS & CONTRACTORS	1	0	0.0%	0		
85085	AXA S.A.	6	1	16.7%	1		
58334	BERKSHIRE HATHAWAY INC	5	3	60.0%	1		
46512	BIC HOLDINGS LLC	2	0	0.0%	0		
60081	BLUE CROSS BLUE SHIELD OF MI MUTUAL INS	5	2	40.0%	1		
221	BROTHERHOOD MUTUAL INSURANCE COMPANY	1	0	0.0%	0		
BTR01	BUILDERS TRUST	42	2	4.8%	8	-0.87	
85512	CHANDLER INSURANCE COMPANY, LTD.	1	0	0.0%	0		
58303	CHUBB LIMITED	54	18	33.3%	11	0.79	
ABQ01	CITY OF ALBUQUERQUE	5	2	40.0%	1		
CAR01	CITY OF CARLSBAD	1	0	0.0%	0		
FAR01	CITY OF FARMINGTON	2	0	0.0%	0		
CLC01	CITY OF LAS CRUCES	2	1	50.0%	0		
CSF01	CITY OF SANTA FE	3	0	0.0%	1		
44179	COPPERPOINT MUTUAL INSURANCE HOLDING CO	2	0	0.0%	0		
COS01	COSTCO WHOLESALE	2	0	0.0%	0		
DOL01	DOLLAR GENERAL(DOLGEN CORP)	1	0	0.0%	0		
318	DONEGAL MUTUAL INSURANCE COMPANY	6	2	33.3%	1		
51243	EMPLOYERS HOLDINGS, INC.	2	0	0.0%	0		
2161	EMPLOYERS MUTUAL CASUALTY COMPANY	2	1	50.0%	0		
55579	ENSTAR GROUP LIMITED	6	4	66.7%	1		
<b>Total</b>		<b>773</b>	<b>153</b>	<b>19.8%</b>			



**3<sup>rd</sup> QUARTER CY 2019**  
 New Mexico Workers' Compensation Administration

**LATE PAYMENT OF INITIAL BENEFITS ITEMIZED – Q3 (CONT.)**

Carrier ID	Carrier Name	Number of ttd-ptd claims	Number Late	Late Ratio	Expected	Z-Score	Z > 2
58455	EVEREST RE GROUP LTD	1	1	100.0%	0		
44385	EVERGREEN PARENT, L.P.	2	1	50.0%	0		
58364	FAIRFAX FINANCIAL HOLDINGS LIMITED	2	0	0.0%	0		
52562	FARM BUREAU MUTUAL HOLDING COMPANY	2	0	0.0%	0		
FEX01	FEDERAL EXPRESS CORP POB 727	5	1	20.0%	1		
384	FEDERATED MUTUAL INSURANCE COMPANY	1	0	0.0%	0		
FIS01	FOOD INDUSTRY SELF INS FUND OF NM	36	11	30.6%	7	0.63	
FMM01	FREPORT-MCMORAN CORP	2	1	50.0%	0		
58707	HARTFORD FINANCIAL SERVICES GROUP INC	34	10	29.4%	7	0.56	
ITL01	INTEL CORPORATION	4	0	0.0%	1		
51114	LIBERTY MUTUAL HOLDING COMPANY INC.	34	6	17.6%	7	-0.12	
50177	LOEWS CORPORATION	10	2	20.0%	2	0.01	
LAN01	LOS ALAMOS LABS	4	1	25.0%	1		
11387	MAINE EMPLOYERS MUTUAL INSURANCE COMPANY	1	0	0.0%	0		
58405	MARKEL CORPORATION	3	1	33.3%	1		
HCW01	N M HEALTHCARE W C GROUP	1	0	0.0%	0		
PSI01	N M PUBLIC SCHOOLS	35	5	14.3%	7	-0.32	
RUR01	N M RURAL ELECTRIC COOP ASSOC	1	0	0.0%	0		
SIF01	N M SELF INSURERS FUND	21	4	19.0%	4	-0.04	
CIA01	NEW MEXICO ASSN. OF COUNTIES	6	6	100.0%	1		
HWG01	NEW MEXICO HOSPITAL WORK COMP GROUP	6	0	0.0%	1		
11527	NEW MEXICO MUTUAL CASUALTY COMPANY	171	0	0.0%	34	-1.15	
58439	OLD REPUBLIC INTERNATIONAL CORPORATION	10	4	40.0%	2	1.17	
PRE01	PRESBYTERIAN HEALTHCARE SERVICES	17	2	11.8%	3	-0.47	
85434	QBE INSURANCE GROUP LIMITED	1	0	0.0%	0		
SJR01	SAN JUAN REGIONAL MEDICAL CENTER	3	0	0.0%	1		
SAN01	SANDIA CORPORATION	4	0	0.0%	1		
2466	SENTRY INSURANCE A MUTUAL COMPANY	8	5	62.5%	2		
52641	SOMPO HOLDINGS INC	3	2	66.7%	1		
55404	STARR INTERNATIONAL COMPANY, INC.	7	2	28.6%	1		
<b>Total</b>		<b>773</b>	<b>153</b>	<b>19.8%</b>			

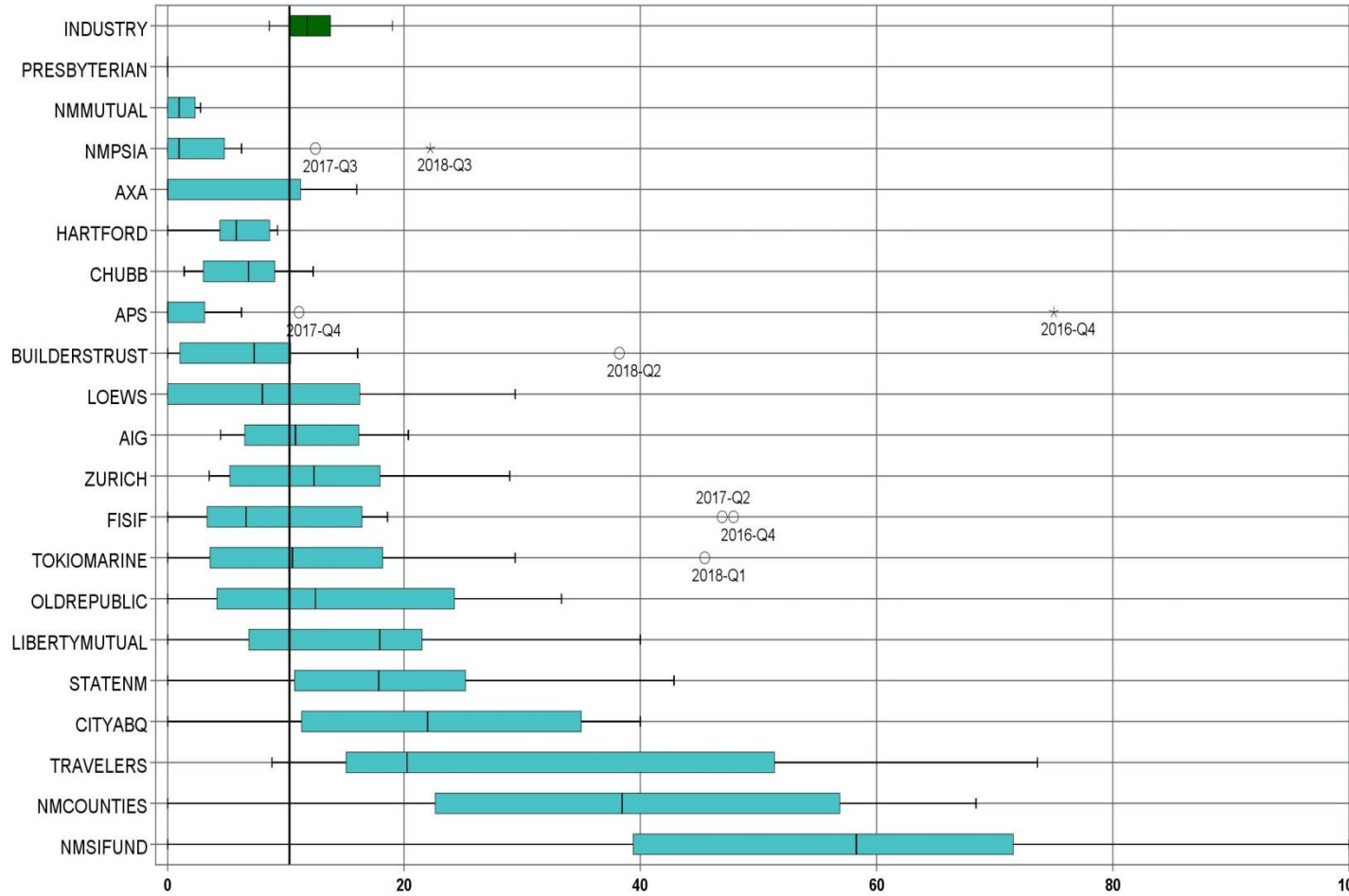
**3<sup>rd</sup> QUARTER CY 2019**  
 New Mexico Workers' Compensation Administration

**LATE PAYMENT OF INITIAL BENEFITS ITEMIZED – Q3 (CONT.)**

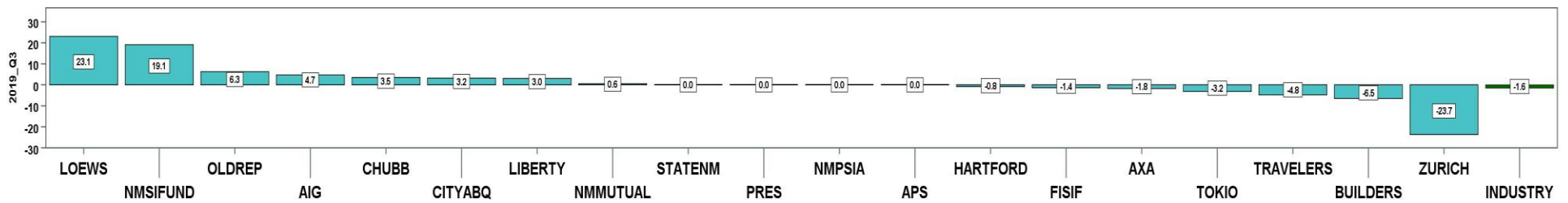
Carrier ID	Carrier Name	Number of ttd-ptd claims	Number Late	Late Ratio	Expected	Z-Score	Z > 2
2479	STATE FARM MUTUAL AUTOMOBILE INS CO	1	0	0.0%	0		
SNM01	STATE OF NEW MEXICO RISK MGMT DIVISION	25	18	72.0%	5	3.03	*****
58505	THE HANOVER INSURANCE GROUP, INC.	5	2	40.0%	1		
KRO01	THE KROGER CO.	3	0	0.0%	1		
58633	TOKIO MARINE HOLDINGS, INC.	12	2	16.7%	2	-0.18	
58470	TRAVELERS COMPANIES, INC.	17	3	17.6%	3	-0.12	
58496	W. R. BERKLEY CORPORATION	8	1	12.5%	2		
50457	ZURICH INSURANCE GROUP LTD	33	11	33.3%	7	0.79	
<b>Total</b>		<b>773</b>	<b>153</b>	<b>19.8%</b>			

3<sup>rd</sup> QUARTER CY 2019  
New Mexico Workers' Compensation Administration

LATE FILING SROI TREND – 12 QTRS: Subsequent Report of Injury



Q3 CY 2019 Claim Summary		
Carrier Name	No.	% Late
AIG	58	17
APS	11	0
AXA	8	13
BUILDERSTRUST	47	0
CHUBB LIMITED	65	12
CITYABQ	7	14
FISIF	38	3
HARTFORD	41	5
LIBERTYMUTUAL	46	11
LOEWS	13	23
NMCOUNTIES	6	0
NMMUTUAL	180	1
NMPSIA	36	0
NMSIFUND	22	45
OLDREPUBLIC	12	25
PRESBYTERIAN	21	0
STATENM	25	0
TOKIO MARINE	18	11
TRAVELERS	21	62
ZURICH	38	5
<b>Industry Average</b>	<b>895</b>	<b>10.3%</b>



**3<sup>rd</sup> QUARTER CY 2019**  
 New Mexico Workers' Compensation Administration

**LATE FILING SROI ITEMIZED – Q3: Subsequent Report of Injury (CONT.)**

Carrier ID	Carrier Name	Number of ttd-ptd claims	Number Late	Late Ratio	Expected	Z-Score	Z > 2
ABF01	ABF FREIGHT SYSTEM INC	1	0	0.0%	0		
H2001	ABQ/BERNCO WATER UTILITY AUTHORITY	1	0	0.0%	0		
468	ACUITY A MUTUAL INS COMPANY	6	5	83.3%	1		
APS01	ALBUQUERQUE PUBLIC SCHOOLS	11	0	0.0%	1	-0.60	
ALL01	ALLSUP ENTERPRISES INC	9	0	0.0%	1		
58317	AMERICAN FINANCIAL GROUP, INC	1	1	100.0%	0		
58702	AMERICAN INTERNATIONAL GROUP, INC	58	10	17.2%	6	0.41	
6087	AMERICAN NATIONAL INSURANCE COMPANY	1	0	0.0%	0		
58459	ARCH CAPITAL GROUP LTD.	7	0	0.0%	1		
58448	ARGO GROUP INTERNATIONAL HOLDINGS, LTD	3	1	33.3%	0		
ABC01	ASSOC BUILDERS & CONTRACTORS	2	0	0.0%	0		
85085	AXA S.A.	8	1	12.5%	1		
58334	BERKSHIRE HATHAWAY INC	7	0	0.0%	1		
46512	BIC HOLDINGS LLC	2	0	0.0%	0		
60081	BLUE CROSS BLUE SHIELD OF MI MUTUAL INS	6	0	0.0%	1		
221	BROTHERHOOD MUTUAL INSURANCE COMPANY	1	0	0.0%	0		
BTR01	BUILDERS TRUST	47	0	0.0%	5	-0.60	
85512	CHANDLER INSURANCE COMPANY, LTD.	6	0	0.0%	1		
CHR01	CHRISTUS ST VINCENT HOSPITAL	1	0	0.0%	0		
58303	CHUBB LIMITED	65	8	12.3%	7	0.12	
ABQ01	CITY OF ALBUQUERQUE	7	1	14.3%	1		
CAR01	CITY OF CARLSBAD	1	0	0.0%	0		
FAR01	CITY OF FARMINGTON	2	0	0.0%	0		
CLC01	CITY OF LAS CRUCES	2	0	0.0%	0		
CSF01	CITY OF SANTA FE	4	0	0.0%	0		
44179	COPPERPOINT MUTUAL INSURANCE HOLDING CO	3	2	66.7%	0		
COS01	COSTCO WHOLESALE	2	0	0.0%	0		
DOL01	DOLLAR GENERAL(DOLGEN CORP)	1	0	0.0%	0		
318	DONEGAL MUTUAL INSURANCE COMPANY	11	2	18.2%	1	0.46	
51243	EMPLOYERS HOLDINGS, INC.	3	0	0.0%	0		
2161	EMPLOYERS MUTUAL CASUALTY COMPANY	2	0	0.0%	0		
<b>Total</b>		<b>895</b>	<b>92</b>	<b>10.3%</b>			

**3<sup>rd</sup> QUARTER CY 2019**  
 New Mexico Workers' Compensation Administration

**LATE FILING SROI ITEMIZED – Q3: Subsequent Report of Injury (CONT.)**

Carrier ID	Carrier Name	Number of ttd-ptd claims	Number Late	Late Ratio	Expected	Z-Score	Z > 2
55579	ENSTAR GROUP LIMITED	9	9	100.0%	1		
58455	EVEREST RE GROUP LTD	1	0	0.0%	0		
44385	EVERGREEN PARENT, L.P.	2	0	0.0%	0		
58364	FAIRFAX FINANCIAL HOLDINGS LIMITED	2	0	0.0%	0		
52562	FARM BUREAU MUTUAL HOLDING COMPANY	3	2	66.7%	0		
FEX01	FEDERAL EXPRESS CORP POB 727	5	1	20.0%	1		
384	FEDERATED MUTUAL INSURANCE COMPANY	3	0	0.0%	0		
FIS01	FOOD INDUSTRY SELF INS FUND OF NM	38	1	2.6%	4	-0.45	
FMM01	FREEMPORT-MCMORAN CORP	2	1	50.0%	0		
58707	HARTFORD FINANCIAL SERVICES GROUP INC	41	2	4.9%	4	-0.32	
ITL01	INTEL CORPORATION	4	0	0.0%	0		
51114	LIBERTY MUTUAL HOLDING COMPANY INC.	46	5	10.9%	5	0.03	
50177	LOEWS CORPORATION	13	3	23.1%	1	0.75	
LAN01	LOS ALAMOS LABS	5	1	20.0%	1		
11387	MAINE EMPLOYERS MUTUAL INSURANCE COMPANY	1	0	0.0%	0		
58405	MARKEL CORPORATION	5	1	20.0%	1		
HCW01	N M HEALTHCARE W C GROUP	1	0	0.0%	0		
PSI01	N M PUBLIC SCHOOLS	36	0	0.0%	4	-0.60	
RUR01	N M RURAL ELECTRIC COOP ASSOC	1	0	0.0%	0		
SIF01	N M SELF INSURERS FUND	22	10	45.5%	2	2.06	*****
CIA01	NEW MEXICO ASSN. OF COUNTIES	6	0	0.0%	1		
HWG01	NEW MEXICO HOSPITAL WORK COMP GROUP	6	0	0.0%	1		
11527	NEW MEXICO MUTUAL CASUALTY COMPANY	180	1	0.6%	19	-0.57	
AGC01	NM BUILDING BRANCH AGC	1	0	0.0%	0		
58439	OLD REPUBLIC INTERNATIONAL CORPORATION	12	3	25.0%	1	0.86	
PRE01	PRESBYTERIAN HEALTHCARE SERVICES	21	0	0.0%	2	-0.60	
85434	QBE INSURANCE GROUP LIMITED	1	0	0.0%	0		
SJR01	SAN JUAN REGIONAL MEDICAL CENTER	3	0	0.0%	0		
SAN01	SANDIA CORPORATION	4	0	0.0%	0		
2466	SENTRY INSURANCE A MUTUAL COMPANY	9	0	0.0%	1		
52641	SOMPO HOLDINGS INC	3	0	0.0%	0		
<b>Total</b>		<b>895</b>	<b>92</b>	<b>10.3%</b>			

**3<sup>rd</sup> QUARTER CY 2019**  
 New Mexico Workers' Compensation Administration

**LATE FILING SROI ITEMIZED – Q3: Subsequent Report of Injury (CONT.)**

Carrier ID	Carrier Name	Number of ttd-ptd claims	Number Late	Late Ratio	Expected	Z-Score	Z > 2
55404	STARR INTERNATIONAL COMPANY, INC.	8	0	0.0%	1		
2479	STATE FARM MUTUAL AUTOMOBILE INS CO	2	0	0.0%	0		
SNM01	STATE OF NEW MEXICO RISK MGMT DIVISION	25	0	0.0%	3	-0.60	
58505	THE HANOVER INSURANCE GROUP, INC.	5	1	20.0%	1		
KRO01	THE KROGER CO.	3	0	0.0%	0		
58633	TOKIO MARINE HOLDINGS, INC.	18	2	11.1%	2	0.05	
58470	TRAVELERS COMPANIES, INC.	21	13	61.9%	2	3.02	*****
58496	W. R. BERKLEY CORPORATION	8	3	37.5%	1		
50457	ZURICH INSURANCE GROUP LTD	38	2	5.3%	4	-0.29	

<b>Total</b>		<b>895</b>	<b>92</b>	<b>10.3%</b>			
--------------	--	------------	-----------	--------------	--	--	--

**3<sup>rd</sup> QUARTER CY 2019**  
New Mexico Workers' Compensation Administration

**12 QUARTER LEGAL ACTIVITY REPORT**

Carrier ID	Carrier Name	Total	No Legal Activity	Legal Activity	% Legal Activity
ABF01	ABF FREIGHT SYSTEM INC	24	21	3	12.5%
H2001	ABQ/BERNCO WATER UTILITY AUTHORITY	13	9	4	30.8%
468	ACUITY A MUTUAL INS COMPANY	22	17	5	22.7%
55353	ALASKA NATIONAL CORPORATION	2	2	0	0.0%
APS01	ALBUQUERQUE PUBLIC SCHOOLS	143	127	16	11.2%
85449	ALLIANZ SE	1	1	0	0.0%
ALL01	ALLSUP ENTERPRISES INC	67	61	6	9.0%
58317	AMERICAN FINANCIAL GROUP, INC	28	15	13	46.4%
58702	AMERICAN INTERNATIONAL GROUP, INC	740	541	199	26.9%
6087	AMERICAN NATIONAL INSURANCE COMPANY	9	6	3	33.3%
52536	AMERISURE MUTUAL HOLDINGS INC	24	19	5	20.8%
58459	ARCH CAPITAL GROUP LTD.	89	65	24	27.0%
ASF01	ARCHDIOCESE OF SANTA FE	8	7	1	12.5%
58448	ARGO GROUP INTERNATIONAL HOLDINGS, LTD	91	70	21	23.1%
ABC01	ASSOC BUILDERS & CONTRACTORS	18	12	6	33.3%
85085	AXA S.A.	185	150	35	18.9%
BAS01	BASHA'S INC	3	3	0	0.0%
58334	BERKSHIRE HATHAWAY INC	75	54	21	28.0%
58334	BERKSHIRE HATHAWAY INC.	1	1	0	0.0%
46512	BIC HOLDINGS LLC	13	8	5	38.5%
60081	BLUE CROSS BLUE SHIELD OF MI MUTUAL INS	33	24	9	27.3%
221	BROTHERHOOD MUTUAL INSURANCE COMPANY	16	12	4	25.0%
BTR01	BUILDERS TRUST	588	475	113	19.2%
2081	CENTRAL MUTUAL INSURANCE COMPANY	2	2	0	0.0%
85512	CHANDLER INSURANCE COMPANY, LTD.	61	44	17	27.9%
CHE01	CHEVRON USA	1	1	0	0.0%
CHR01	CHRISTUS ST VINCENT HOSPITAL	32	24	8	25.0%
58303	CHUBB LIMITED	799	626	173	21.7%
259	CHURCH MUTUAL INSURANCE COMPANY	19	15	4	21.1%
58704	CINCINNATI FINANCIAL CORPORATION	4	1	3	75.0%
ABQ01	CITY OF ALBUQUERQUE	301	244	57	18.9%
<b>12 Quarter Total</b>		<b>12,215</b>	<b>9,635</b>	<b>2,580</b>	<b>21.1%</b>

**3<sup>rd</sup> QUARTER CY 2019**  
New Mexico Workers' Compensation Administration

**12 QUARTER LEGAL ACTIVITY REPORT (CONT.)**

Carrier ID	Carrier Name	Total	No Legal Activity	Legal Activity	% Legal Activity
CAR01	CITY OF CARLSBAD	21	16	5	23.8%
FAR01	CITY OF FARMINGTON	34	26	8	23.5%
CLC01	CITY OF LAS CRUCES	35	30	5	14.3%
CSF01	CITY OF SANTA FE	40	33	7	17.5%
44179	COPPERPOINT MUTUAL INSURANCE HOLDING CO	5	5	0	0.0%
COS01	COSTCO WHOLESALE	19	17	2	10.5%
11130	DAKOTA TRUCK UNDERWRITERS	1	0	1	100.0%
DOL01	DOLLAR GENERAL(DOLGEN CORP)	21	15	6	28.6%
318	DONEGAL MUTUAL INSURANCE COMPANY	100	69	31	31.0%
51243	EMPLOYERS HOLDINGS, INC.	90	73	17	18.9%
2161	EMPLOYERS MUTUAL CASUALTY COMPANY	8	6	2	25.0%
55579	ENSTAR GROUP LIMITED	26	19	7	26.9%
58455	EVEREST RE GROUP LTD	26	22	4	15.4%
44385	EVERGREEN PARENT, L.P.	28	21	7	25.0%
50710	EXXON MOBIL CORPORATION	1	0	1	100.0%
58364	FAIRFAX FINANCIAL HOLDINGS LIMITED	39	25	14	35.9%
52562	FARM BUREAU MUTUAL HOLDING COMPANY	34	29	5	14.7%
FEX01	FEDERAL EXPRESS CORP POB 727	43	39	4	9.3%
FED01	FEDERAL EXPRESS GROUND	7	7	0	0.0%
384	FEDERATED MUTUAL INSURANCE COMPANY	57	47	10	17.5%
FIS01	FOOD INDUSTRY SELF INS FUND OF NM	478	403	75	15.7%
59492	FOSUN INTERNATIONAL HOLDINGS LTD	2	2	0	0.0%
46317	FRANK WINSTON CRUM INSURANCE HOLDINGS	7	4	3	42.9%
FMM01	FREEPORT-MCMORAN CORP	58	50	8	13.8%
50408	GENERAL ELECTRIC COMPANY	3	3	0	0.0%
54044	GROUP ONE THOUSAND ONE, LLC	2	2	0	0.0%
58707	HARTFORD FINANCIAL SERVICES GROUP INC	516	401	115	22.3%
85259	HDI V.A.G.	2	0	2	100.0%
HEA01	HEALTHSOUTH REHAB CORP	24	20	4	16.7%
HON01	HONEYWELL INC, RISK MGMT AB3-D	2	1	1	50.0%
51160	INTACT FINANCIAL CORPORATION	3	3	0	0.0%
<b>12 Quarter Total</b>		<b>12,215</b>	<b>9,635</b>	<b>2,580</b>	<b>21.1%</b>



**3<sup>rd</sup> QUARTER CY 2019**  
New Mexico Workers' Compensation Administration

**12 QUARTER LEGAL ACTIVITY REPORT (CONT.)**

Carrier ID	Carrier Name	Total	No Legal Activity	Legal Activity	% Legal Activity
ITL01	INTEL CORPORATION	18	18	0	0.0%
51391	JAMESTOWN HOLDINGS CORP.	1	1	0	0.0%
58711	KEMPER CORPORATION	1	0	1	100.0%
KIE01	KIEWIT CONSTRUCTION GROUP INC	2	1	1	50.0%
51114	LIBERTY MUTUAL HOLDING COMPANY INC.	398	346	52	13.1%
50177	LOEWS CORPORATION	143	110	33	23.1%
LAN01	LOS ALAMOS LABS	42	35	7	16.7%
MAC01	MACYS INC	1	1	0	0.0%
11387	MAINE EMPLOYERS MUTUAL INSURANCE COMPANY	7	7	0	0.0%
58405	MARKEL CORPORATION	52	42	10	19.2%
MTT01	MARRIOTT INTERNATIONAL INC	6	5	1	16.7%
55848	MATTHEW T. MOROUN	1	1	0	0.0%
MCA01	MECH CONTRACTORS ASSOC OF NM	15	14	1	6.7%
52662	MS&AD INSURANCE GROUP HOLDINGS, INC.	3	3	0	0.0%
HCW01	N M HEALTHCARE W C GROUP	39	38	1	2.6%
PSI01	N M PUBLIC SCHOOLS	671	566	105	15.6%
RUR01	N M RURAL ELECTRIC COOP ASSOC	28	25	3	10.7%
SIF01	N M SELF INSURERS FUND	188	169	19	10.1%
2358	NATIONWIDE MUTUAL INSURANCE COMPANY	41	27	14	34.1%
CIA01	NEW MEXICO ASSN. OF COUNTIES	315	213	102	32.4%
HWG01	NEW MEXICO HOSPITAL WORK COMP GROUP	89	83	6	6.7%
11527	NEW MEXICO MUTUAL CASUALTY COMPANY	2,386	1,833	553	23.2%
PCG01	NEW MEXICO PROPERTY & CASUALTY GUARANTY ASSN	1	0	1	100.0%
AGC01	NM BUILDING BRANCH AGC	22	17	5	22.7%
2381	OHIO FARMERS INSURANCE COMPANY	10	3	7	70.0%
58439	OLD REPUBLIC INTERNATIONAL CORPORATION	173	132	41	23.7%
PRE01	PRESBYTERIAN HEALTHCARE SERVICES	177	165	12	6.8%
59716	PROSIGHT GLOBAL HOLDINGS LTD	3	3	0	0.0%
58332	PROTECTIVE INSURANCE CORPORATION	21	14	7	33.3%
85434	QBE INSURANCE GROUP LIMITED	16	11	5	31.3%
58460	RLI CORP	1	0	1	100.0%
<b>12 Quarter Total</b>		<b>12,215</b>	<b>9,635</b>	<b>2,580</b>	<b>21.1%</b>

**3<sup>rd</sup> QUARTER CY 2019**  
 New Mexico Workers' Compensation Administration

**12 QUARTER LEGAL ACTIVITY REPORT (CONT.)**

Carrier ID	Carrier Name	Total	No Legal Activity	Legal Activity	% Legal Activity
RYD01	RYDER SYSTEMS INC	1	1	0	0.0%
SJR01	SAN JUAN REGIONAL MEDICAL CENTER	42	37	5	11.9%
SAN01	SANDIA CORPORATION	39	34	5	12.8%
2466	SENTRY INSURANCE A MUTUAL COMPANY	62	53	9	14.5%
52641	SOMPO HOLDINGS INC	20	17	3	15.0%
55404	STARR INTERNATIONAL COMPANY, INC.	84	54	30	35.7%
2479	STATE FARM MUTUAL AUTOMOBILE INS CO	19	18	1	5.3%
SNM01	STATE OF NEW MEXICO RISK MGMT DIVISION	426	354	72	16.9%
52973	STEVEN MARIANO TRUST	10	8	2	20.0%
STR01	STRIPES TOWN & COUNTRY FOOD STORES INC	2	1	1	50.0%
TAR01	TARGET STORES/DAYTON HUDSON	10	9	1	10.0%
58505	THE HANOVER INSURANCE GROUP, INC.	21	16	5	23.8%
KRO01	THE KROGER CO.	57	46	11	19.3%
58633	TOKIO MARINE HOLDINGS, INC.	157	132	25	15.9%
58470	TRAVELERS COMPANIES, INC.	495	388	107	21.6%
TYS01	TYSON FOODS	1	0	1	100.0%
58496	W. R. BERKLEY CORPORATION	96	65	31	32.3%
3482	WCF MUTUAL INSURANCE COMPANY	4	2	2	50.0%
WES01	WESTERN REFINING	40	20	20	50.0%
50457	ZURICH INSURANCE GROUP LTD	614	452	162	26.4%
<b>12 Quarter Total</b>		<b>12,215</b>	<b>9,635</b>	<b>2,580</b>	<b>21.1%</b>