



STATE OF NEW MEXICO
**Workers' Compensation
 Administration**

**2nd QUARTER CY 2019
 INSURER SCORECARD**

CONTENTS

SCORECARD PROCESS AND NOTES1

LATE FILING FROI TREND – 12 QTRS: First Report of Injury or Illness2

LATE FILING FROI ITEMIZED: First Report of Injury or Illness – Q2 (CONT.)3

LATE FILING FROI ITEMIZED: First Report of Injury or Illness – Q2 (CONT.)4

LATE FILING FROI ITEMIZED: First Report of Injury or Illness – Q2 (CONT.)5

LATE PAYMENT OF INITIAL BENEFITS TREND – 12 QTRS6

LATE PAYMENT OF INITIAL BENEFITS ITEMIZED – Q2 (CONT.)7

LATE PAYMENT OF INITIAL BENEFITS ITEMIZED – Q2 (CONT.)8

LATE PAYMENT OF INITIAL BENEFITS ITEMIZED – Q2 (CONT.)9

LATE FILING SROI TREND – 12 QTRS: Subsequent Report of Injury.....10

LATE FILING SROI ITEMIZED – Q2: Subsequent Report of Injury (CONT.)11

LATE FILING SROI ITEMIZED – Q2: Subsequent Report of Injury (CONT.)12

LATE FILING SROI ITEMIZED – Q2: Subsequent Report of Injury (CONT.)13

12 QUARTER LEGAL ACTIVITY REPORT.....14

12 QUARTER LEGAL ACTIVITY REPORT (CONT.)15

12 QUARTER LEGAL ACTIVITY REPORT (CONT.)16

12 QUARTER LEGAL ACTIVITY REPORT (CONT.)17

****The New Mexico Workers' Compensation Administration relies on carriers to accurately report their data to the agency. Carrier submissions are subject to computer edits and review by WCA staff. However, the data used in this report remains unaltered by the WCA. As such, data reporting errors can occur and may result in skewed scorecard results.**

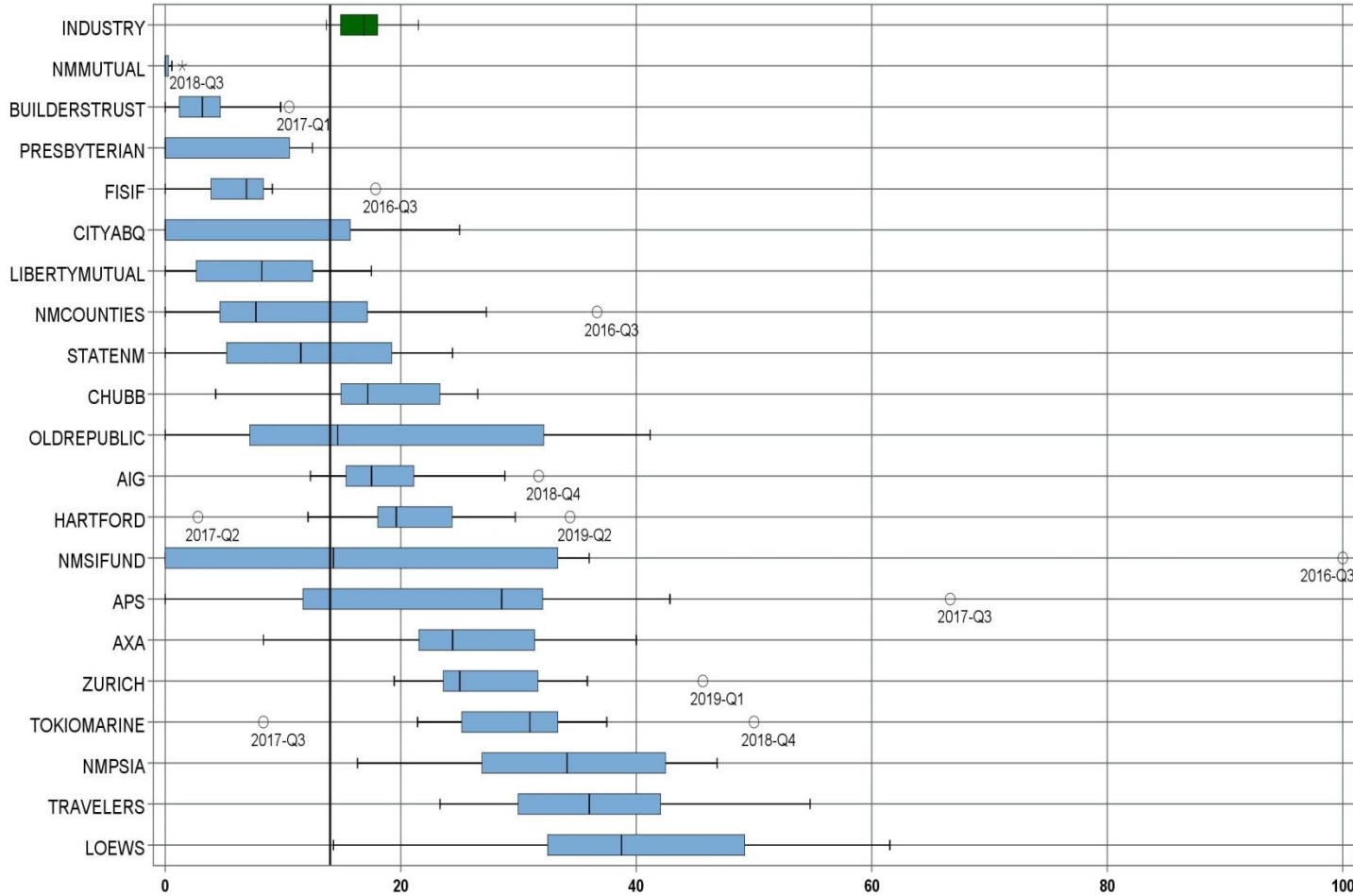
Produced by the Economic Research & Policy Bureau
 Richard Adu-Asamoah, Bureau Chief
 Ruili Yan, Economist

SCORECARD PROCESS AND NOTES

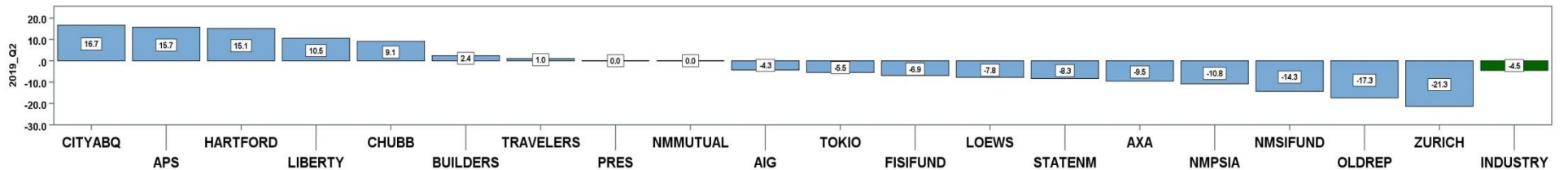
- ❖ Carriers are grouped by the uppermost parent company identified by AM Best Corporation, rather than by the NM WCA-assigned carrier number.
- ❖ The graphic information presented on the first page of each section is based on the 20 entities with the highest volume of indemnity SROI reports submitted for the preceding 12 quarters, rather than the same fixed 20 entities. The process will automatically “phase-out” companies that cease doing business in New Mexico, and “phase-in” companies that increase volume or become active, as needed.
- ❖ Each quarter is presented as a stand-alone quarter which only includes data for that quarter. Additionally, a summary report for the year is prepared alongside Q4 to give reporters the whole picture of the year.
- ❖ The detailed listing of reporting results is listed alphabetically, rather than by Z-score.

2nd QUARTER CY 2019
New Mexico Workers' Compensation Administration

LATE FILING FROI TREND – 12 QTRS: First Report of Injury or Illness



Q2 CY 2019 Claim Summary		
Carrier Name	No.	% Late
AIG	46	13
APS	10	30
AXA	7	14
BUILDERSTRUST	42	2
CHUBB LIMITED	49	27
CITYABQ	12	25
FISIF	24	0
HARTFORD	32	34
LIBERTYMUTUAL	40	18
LOEWS	7	29
NMCOUNTIES	0	NA
NMMUTUAL	163	0
NMPSIA	49	16
NMSIFUND	19	0
OLDREPUBLIC	13	8
PRESBYTERIAN	16	0
STATENM	24	4
TOKIO MARINE	13	23
TRAVELERS	34	47
ZURICH	37	24
Industry Average	810	14.0%



2nd QUARTER CY 2019
 New Mexico Workers' Compensation Administration

LATE FILING FROI ITEMIZED: First Report of Injury or Illness – Q2 (CONT.)

Carrier ID	Carrier Name	Number of ttd-ptd claims	Number Late	Late Ratio	Expected	Z-Score	Z > 2
ABF01	ABF FREIGHT SYSTEM INC	3	1	33.3%	0		
468	ACUITY A MUTUAL INS COMPANY	3	1	33.3%	0		
APS01	ALBUQUERQUE PUBLIC SCHOOLS	10	3	30.0%	1	1.18	
ALL01	ALLSUP ENTERPRISES INC	8	0	0.0%	1		
58317	AMERICAN FINANCIAL GROUP, INC	3	2	66.7%	0		
58702	AMERICAN INTERNATIONAL GROUP, INC	46	6	13.0%	6	-0.07	
6087	AMERICAN NATIONAL INSURANCE COMPANY	1	0	0.0%	0		
58459	ARCH CAPITAL GROUP LTD.	6	1	16.7%	1		
58448	ARGO GROUP INTERNATIONAL HOLDINGS, LTD	4	2	50.0%	1		
85085	AXA S.A.	7	1	14.3%	1		
58334	BERKSHIRE HATHAWAY INC	3	0	0.0%	0		
46512	BIC HOLDINGS LLC	1	0	0.0%	0		
60081	BLUE CROSS BLUE SHIELD OF MI MUTUAL INS	3	1	33.3%	0		
BTR01	BUILDERS TRUST	42	1	2.4%	6	-0.85	
2081	CENTRAL MUTUAL INSURANCE COMPANY	2	1	50.0%	0		
85512	CHANDLER INSURANCE COMPANY, LTD.	1	0	0.0%	0		
CHR01	CHRISTUS ST VINCENT HOSPITAL	7	1	14.3%	1		
58303	CHUBB LIMITED	49	13	26.5%	7	0.92	
259	CHURCH MUTUAL INSURANCE COMPANY	2	0	0.0%	0		
ABQ01	CITY OF ALBUQUERQUE	12	3	25.0%	2	0.81	
CAR01	CITY OF CARLSBAD	2	0	0.0%	0		
FAR01	CITY OF FARMINGTON	2	0	0.0%	0		
CLC01	CITY OF LAS CRUCES	2	0	0.0%	0		
CSF01	CITY OF SANTA FE	1	0	0.0%	0		
44179	COPPERPOINT MUTUAL INSURANCE HOLDING CO	1	0	0.0%	0		
COS01	COSTCO WHOLESALE	1	0	0.0%	0		
318	DONEGAL MUTUAL INSURANCE COMPANY	6	0	0.0%	1		
51243	EMPLOYERS HOLDINGS, INC.	13	3	23.1%	2	0.67	
2161	EMPLOYERS MUTUAL CASUALTY COMPANY	2	1	50.0%	0		
55579	ENSTAR GROUP LIMITED	5	1	20.0%	1		
58455	EVEREST RE GROUP LTD	3	0	0.0%	0		
Total		810	113	14.0%			

2nd QUARTER CY 2019
 New Mexico Workers' Compensation Administration

LATE FILING FROI ITEMIZED: First Report of Injury or Illness – Q2 (CONT.)

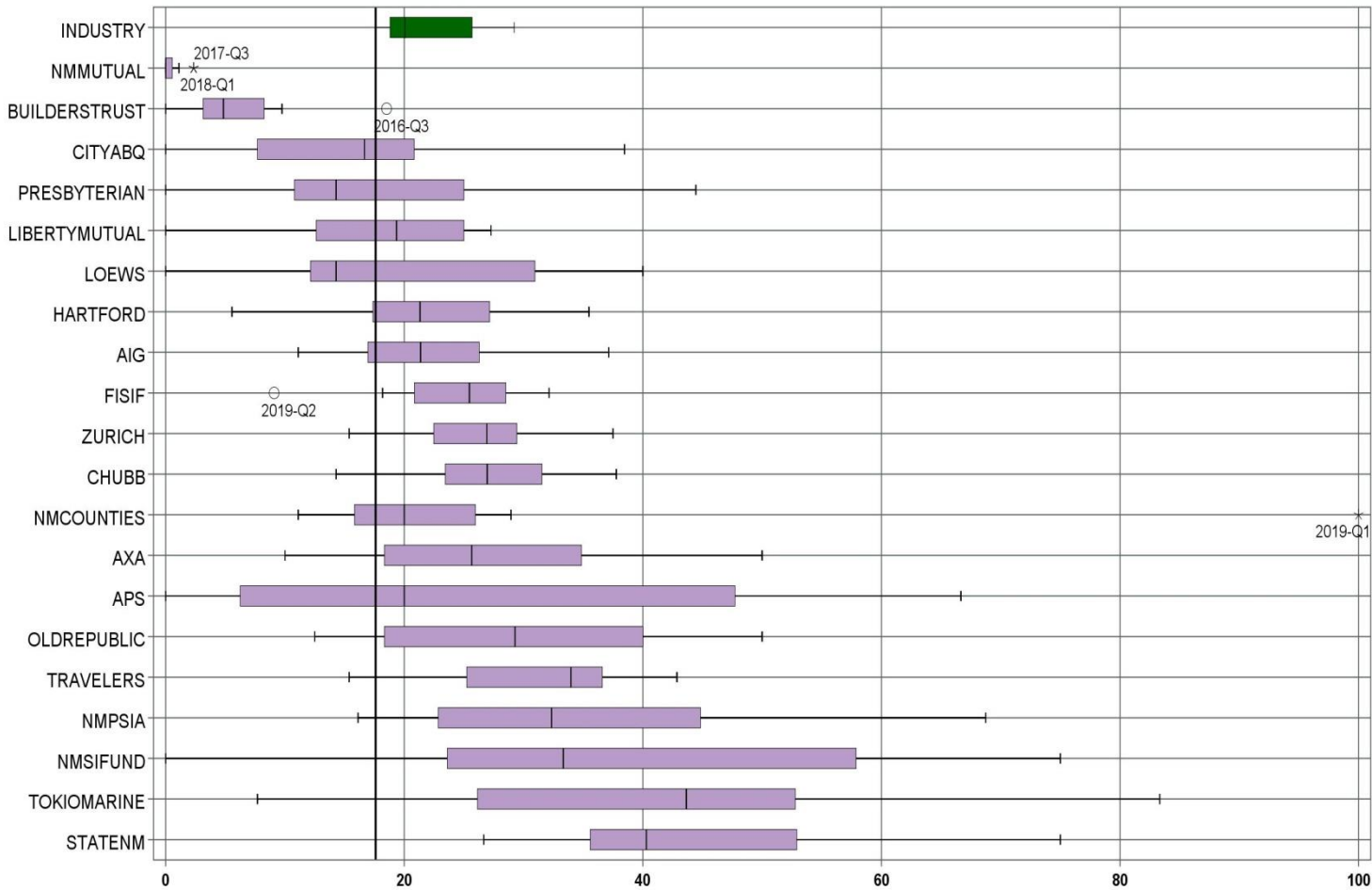
Carrier ID	Carrier Name	Number of ttd-ptd claims	Number Late	Late Ratio	Expected	Z-Score	Z > 2
58364	FAIRFAX FINANCIAL HOLDINGS LIMITED	3	1	33.3%	0		
52562	FARM BUREAU MUTUAL HOLDING COMPANY	2	1	50.0%	0		
FEX01	FEDERAL EXPRESS CORP POB 727	4	2	50.0%	1		
384	FEDERATED MUTUAL INSURANCE COMPANY	3	0	0.0%	0		
FIS01	FOOD INDUSTRY SELF INS FUND OF NM	24	0	0.0%	3	-1.02	
FMM01	FREEMPORT-MCMORAN CORP	7	2	28.6%	1		
50408	GENERAL ELECTRIC COMPANY	1	0	0.0%	0		
58707	HARTFORD FINANCIAL SERVICES GROUP INC	32	11	34.4%	4	1.50	
51160	INTACT FINANCIAL CORPORATION	1	0	0.0%	0		
ITL01	INTEL CORPORATION	1	0	0.0%	0		
51114	LIBERTY MUTUAL HOLDING COMPANY INC.	40	7	17.5%	6	0.26	
50177	LOEWS CORPORATION	7	2	28.6%	1		
LAN01	LOS ALAMOS LABS	3	2	66.7%	0		
58405	MARKEL CORPORATION	5	1	20.0%	1		
HCW01	N M HEALTHCARE W C GROUP	2	0	0.0%	0		
PSI01	N M PUBLIC SCHOOLS	49	8	16.3%	7	0.17	
SIF01	N M SELF INSURERS FUND	19	0	0.0%	3	-1.02	
2358	NATIONWIDE MUTUAL INSURANCE COMPANY	1	0	0.0%	0		
HWG01	NEW MEXICO HOSPITAL WORK COMP GROUP	13	0	0.0%	2	-1.02	
11527	NEW MEXICO MUTUAL CASUALTY COMPANY	163	0	0.0%	23	-1.02	
AGC01	NM BUILDING BRANCH AGC	2	0	0.0%	0		
58439	OLD REPUBLIC INTERNATIONAL CORPORATION	13	1	7.7%	2	-0.46	
PRE01	PRESBYTERIAN HEALTHCARE SERVICES	16	0	0.0%	2	-1.02	
58332	PROTECTIVE INSURANCE CORPORATION	2	0	0.0%	0		
85434	QBE INSURANCE GROUP LIMITED	2	0	0.0%	0		
SJR01	SAN JUAN REGIONAL MEDICAL CENTER	4	0	0.0%	1		
SAN01	SANDIA CORPORATION	1	0	0.0%	0		
2466	SENTRY INSURANCE A MUTUAL COMPANY	4	0	0.0%	1		
55404	STARR INTERNATIONAL COMPANY, INC.	6	0	0.0%	1		
2479	STATE FARM MUTUAL AUTOMOBILE INS CO	2	1	50.0%	0		
SNM01	STATE OF NEW MEXICO RISK MGMT DIVISION	24	1	4.2%	3	-0.72	
Total		810	113	14.0%			

2nd QUARTER CY 2019
 New Mexico Workers' Compensation Administration

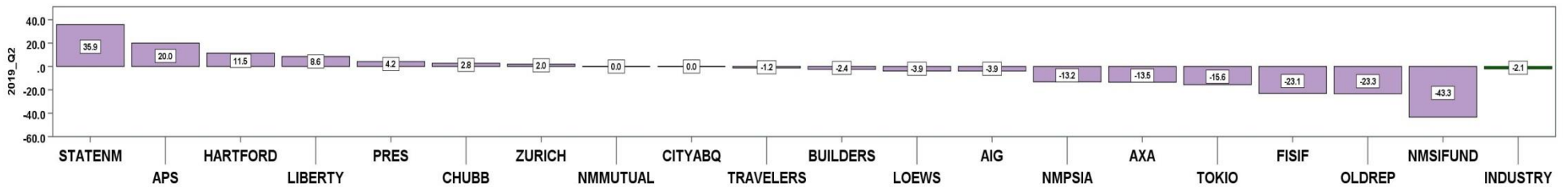
LATE FILING FROI ITEMIZED: First Report of Injury or Illness – Q2 (CONT.)

Carrier ID	Carrier Name	Number of ttd-ptd claims	Number Late	Late Ratio	Expected	Z-Score	Z > 2
TAR01	TARGET STORES/DAYTON HUDSON	1	0	0.0%	0		
58505	THE HANOVER INSURANCE GROUP, INC.	3	1	33.3%	0		
KRO01	THE KROGER CO.	2	0	0.0%	0		
58633	TOKIO MARINE HOLDINGS, INC.	13	3	23.1%	2	0.67	
58470	TRAVELERS COMPANIES, INC.	34	16	47.1%	5	2.42	*****
58496	W. R. BERKLEY CORPORATION	12	2	16.7%	2	0.20	
WES01	WESTERN REFINING	1	0	0.0%	0		
50457	ZURICH INSURANCE GROUP LTD	37	9	24.3%	5	0.76	
Total		810	113	14.0%			

LATE PAYMENT OF INITIAL BENEFITS TREND – 12 QTRS



Q2 CY 2019 Claim Summary		
Carrier Name	No.	% Late
AIG	40	15
APS	10	20
AXA	7	14
BUILDERSTRUST	36	0
CHUBB LIMITED	43	26
CITYABQ	12	17
FISIF	22	9
HARTFORD	31	35
LIBERTYMUTUAL	39	21
LOEWS	7	14
NMCOUNTIES	0	NA
NMMUTUAL	157	0
NMPSIA	48	17
NMSIFUND	19	11
OLDREPUBLIC	12	17
PRESBYTERIAN	15	13
STATENM	24	75
TOKIO MARINE	11	27
TRAVELERS	33	24
ZURICH	36	31
Industry Average	760	17.6%



LATE PAYMENT OF INITIAL BENEFITS ITEMIZED – Q2 (CONT.)

Carrier ID	Carrier Name	Number of ttd-ptd claims	Number Late	Late Ratio	Expected	Z-Score	Z > 2
ABF01	ABF FREIGHT SYSTEM INC	3	1	33.3%	1		
468	ACUITY A MUTUAL INS COMPANY	3	2	66.7%	1		
APS01	ALBUQUERQUE PUBLIC SCHOOLS	10	2	20.0%	2	0.14	
ALL01	ALLSUP ENTERPRISES INC	8	0	0.0%	1		
58317	AMERICAN FINANCIAL GROUP, INC	3	1	33.3%	1		
58702	AMERICAN INTERNATIONAL GROUP, INC	40	6	15.0%	7	-0.15	
6087	AMERICAN NATIONAL INSURANCE COMPANY	1	0	0.0%	0		
58459	ARCH CAPITAL GROUP LTD.	6	2	33.3%	1		
58448	ARGO GROUP INTERNATIONAL HOLDINGS, LTD	4	0	0.0%	1		
85085	AXA S.A.	7	1	14.3%	1		
58334	BERKSHIRE HATHAWAY INC	3	2	66.7%	1		
46512	BIC HOLDINGS LLC	1	0	0.0%	0		
60081	BLUE CROSS BLUE SHIELD OF MI MUTUAL INS	3	0	0.0%	1		
BTR01	BUILDERS TRUST	36	0	0.0%	6	-1.03	
2081	CENTRAL MUTUAL INSURANCE COMPANY	2	2	100.0%	0		
85512	CHANDLER INSURANCE COMPANY, LTD.	1	0	0.0%	0		
CHR01	CHRISTUS ST VINCENT HOSPITAL	7	2	28.6%	1		
58303	CHUBB LIMITED	43	11	25.6%	8	0.46	
259	CHURCH MUTUAL INSURANCE COMPANY	2	0	0.0%	0		
ABQ01	CITY OF ALBUQUERQUE	12	2	16.7%	2	-0.06	
CAR01	CITY OF CARLSBAD	2	1	50.0%	0		
FAR01	CITY OF FARMINGTON	2	0	0.0%	0		
CLC01	CITY OF LAS CRUCES	2	0	0.0%	0		
CSF01	CITY OF SANTA FE	1	0	0.0%	0		
44179	COPPERPOINT MUTUAL INSURANCE HOLDING CO	1	0	0.0%	0		
COS01	COSTCO WHOLESALE	1	0	0.0%	0		
318	DONEGAL MUTUAL INSURANCE COMPANY	4	3	75.0%	1		
51243	EMPLOYERS HOLDINGS, INC.	9	0	0.0%	2		
2161	EMPLOYERS MUTUAL CASUALTY COMPANY	1	1	100.0%	0		
55579	ENSTAR GROUP LIMITED	4	3	75.0%	1		
Total		760	134	17.6%			

LATE PAYMENT OF INITIAL BENEFITS ITEMIZED – Q2 (CONT.)

Carrier ID	Carrier Name	Number of ttd-ptd claims	Number Late	Late Ratio	Expected	Z-Score	Z > 2
58455	EVEREST RE GROUP LTD	3	0	0.0%	1		
58364	FAIRFAX FINANCIAL HOLDINGS LIMITED	3	1	33.3%	1		
52562	FARM BUREAU MUTUAL HOLDING COMPANY	2	1	50.0%	0		
FEX01	FEDERAL EXPRESS CORP POB 727	4	1	25.0%	1		
384	FEDERATED MUTUAL INSURANCE COMPANY	3	0	0.0%	1		
FIS01	FOOD INDUSTRY SELF INS FUND OF NM	22	2	9.1%	4	-0.50	
FMM01	FREEMPORT-MCMORAN CORP	7	5	71.4%	1		
50408	GENERAL ELECTRIC COMPANY	1	0	0.0%	0		
58707	HARTFORD FINANCIAL SERVICES GROUP INC	31	11	35.5%	5	1.04	
51160	INTACT FINANCIAL CORPORATION	1	0	0.0%	0		
ITL01	INTEL CORPORATION	1	0	0.0%	0		
51114	LIBERTY MUTUAL HOLDING COMPANY INC.	39	8	20.5%	7	0.17	
50177	LOEWS CORPORATION	7	1	14.3%	1		
LAN01	LOS ALAMOS LABS	3	1	33.3%	1		
58405	MARKEL CORPORATION	5	1	20.0%	1		
HCW01	N M HEALTHCARE W C GROUP	2	0	0.0%	0		
PSI01	N M PUBLIC SCHOOLS	48	8	16.7%	8	-0.06	
SIF01	N M SELF INSURERS FUND	19	2	10.5%	3	-0.41	
2358	NATIONWIDE MUTUAL INSURANCE COMPANY	1	0	0.0%	0		
HWG01	NEW MEXICO HOSPITAL WORK COMP GROUP	12	0	0.0%	2	-1.03	
11527	NEW MEXICO MUTUAL CASUALTY COMPANY	157	0	0.0%	28	-1.03	
AGC01	NM BUILDING BRANCH AGC	2	0	0.0%	0		
58439	OLD REPUBLIC INTERNATIONAL CORPORATION	12	2	16.7%	2	-0.06	
PRE01	PRESBYTERIAN HEALTHCARE SERVICES	15	2	13.3%	3	-0.25	
58332	PROTECTIVE INSURANCE CORPORATION	2	0	0.0%	0		
85434	QBE INSURANCE GROUP LIMITED	2	0	0.0%	0		
SJR01	SAN JUAN REGIONAL MEDICAL CENTER	4	0	0.0%	1		
SAN01	SANDIA CORPORATION	1	0	0.0%	0		
2466	SENTRY INSURANCE A MUTUAL COMPANY	3	3	100.0%	1		
55404	STARR INTERNATIONAL COMPANY, INC.	6	1	16.7%	1		
Total		760	134	17.6%			

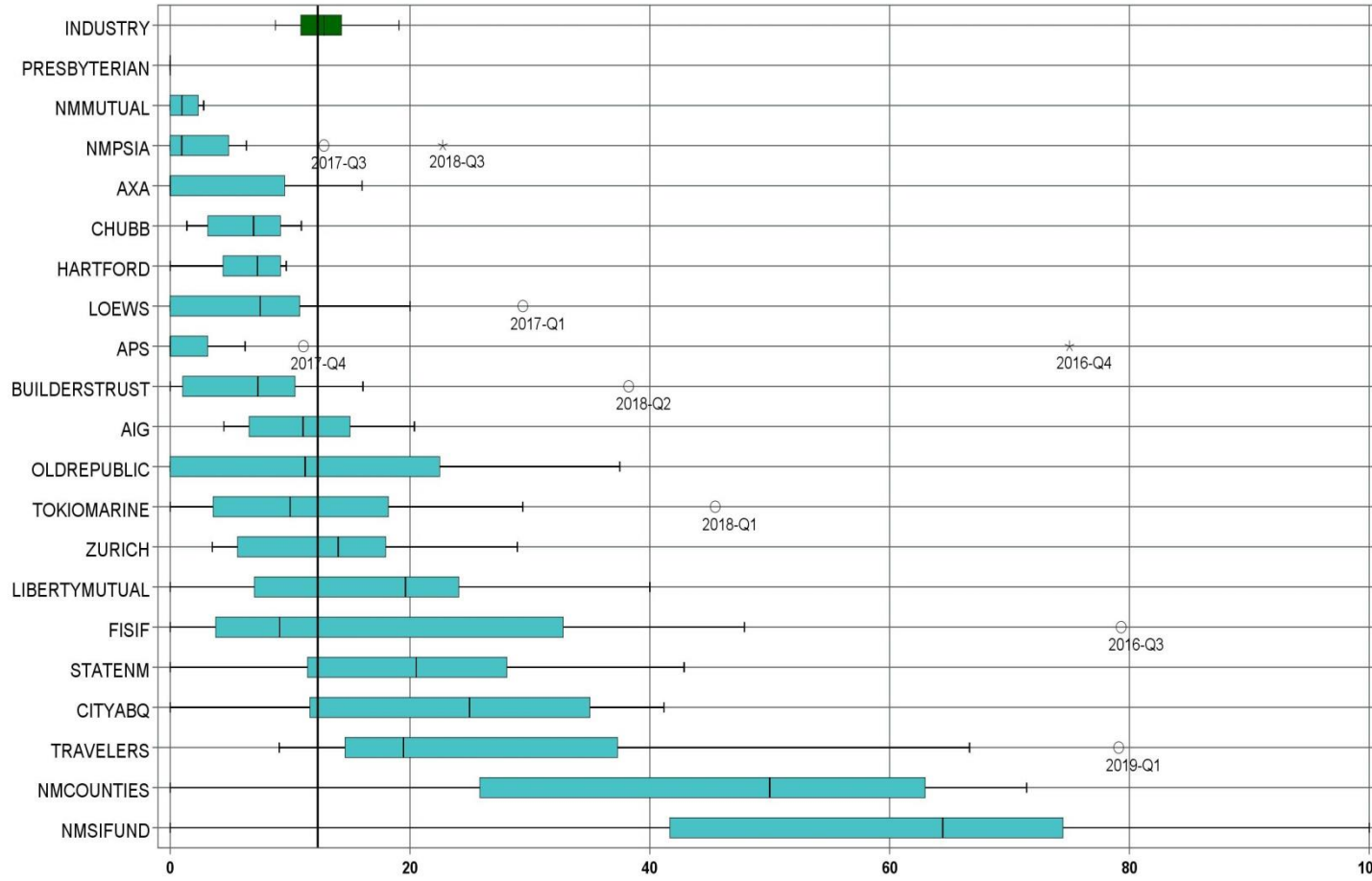
2nd QUARTER CY 2019
 New Mexico Workers' Compensation Administration

LATE PAYMENT OF INITIAL BENEFITS ITEMIZED – Q2 (CONT.)

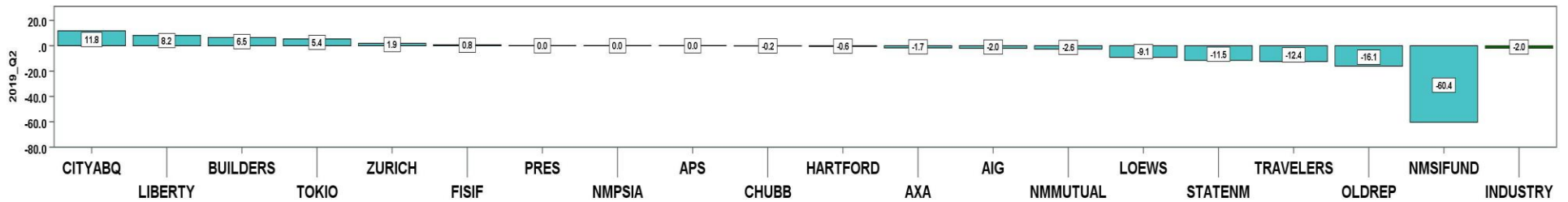
Carrier ID	Carrier Name	Number of ttd-ptd claims	Number Late	Late Ratio	Expected	Z-Score	Z > 2
2479	STATE FARM MUTUAL AUTOMOBILE INS CO	1	0	0.0%	0		
SNM01	STATE OF NEW MEXICO RISK MGMT DIVISION	24	18	75.0%	4	3.35	*****
TAR01	TARGET STORES/DAYTON HUDSON	1	0	0.0%	0		
58505	THE HANOVER INSURANCE GROUP, INC.	2	1	50.0%	0		
KRO01	THE KROGER CO.	2	0	0.0%	0		
58633	TOKIO MARINE HOLDINGS, INC.	11	3	27.3%	2	0.56	
58470	TRAVELERS COMPANIES, INC.	33	8	24.2%	6	0.39	
58496	W. R. BERKLEY CORPORATION	9	1	11.1%	2		
WES01	WESTERN REFINING	1	0	0.0%	0		
50457	ZURICH INSURANCE GROUP LTD	36	11	30.6%	6	0.75	
Total		760	134	17.6%			

2nd QUARTER CY 2019
New Mexico Workers' Compensation Administration

LATE FILING SROI TREND – 12 QTRS: Subsequent Report of Injury



Q2 CY 2019 Claim Summary		
Carrier Name	No.	% Late
AIG	50	14
APS	10	0
AXA	7	14
BUILDERSTRUST	46	7
CHUBB LIMITED	51	10
CITYABQ	17	12
FISIF	25	4
HARTFORD	34	6
LIBERTYMUTUAL	49	8
LOEWS	7	0
NMCOUNTIES	0	NA
NMMUTUAL	168	0
NMPSIA	49	0
NMSIFUND	19	26
OLDREPUBLIC	14	21
PRESBYTERIAN	19	0
STATENM	26	0
TOKIO MARINE	13	15
TRAVELERS	39	67
ZURICH	38	29
Industry Average	871	12.3%



2nd QUARTER CY 2019
 New Mexico Workers' Compensation Administration

LATE FILING SROI ITEMIZED – Q2: Subsequent Report of Injury (CONT.)

Carrier ID	Carrier Name	Number of ttd-ptd claims	Number Late	Late Ratio	Expected	Z-Score	Z > 2
ABF01	ABF FREIGHT SYSTEM INC	3	0	0.0%	0		
468	ACUITY A MUTUAL INS COMPANY	3	2	66.7%	0		
APS01	ALBUQUERQUE PUBLIC SCHOOLS	10	0	0.0%	1	-0.78	
ALL01	ALLSUP ENTERPRISES INC	8	0	0.0%	1		
58317	AMERICAN FINANCIAL GROUP, INC	3	1	33.3%	0		
58702	AMERICAN INTERNATIONAL GROUP, INC	50	7	14.0%	6	0.11	
6087	AMERICAN NATIONAL INSURANCE COMPANY	1	0	0.0%	0		
51002	AMTRUST FINANCIAL SERVICES, INC	1	1	100.0%	0		
58459	ARCH CAPITAL GROUP LTD.	7	0	0.0%	1		
58448	ARGO GROUP INTERNATIONAL HOLDINGS, LTD	4	3	75.0%	0		
85085	AXA S.A.	7	1	14.3%	1		
58334	BERKSHIRE HATHAWAY INC	3	0	0.0%	0		
46512	BIC HOLDINGS LLC	1	0	0.0%	0		
60081	BLUE CROSS BLUE SHIELD OF MI MUTUAL INS	3	0	0.0%	0		
BTR01	BUILDERS TRUST	46	3	6.5%	6	-0.37	
2081	CENTRAL MUTUAL INSURANCE COMPANY	2	0	0.0%	0		
85512	CHANDLER INSURANCE COMPANY, LTD.	2	0	0.0%	0		
CHR01	CHRISTUS ST VINCENT HOSPITAL	7	0	0.0%	1		
58303	CHUBB LIMITED	51	5	9.8%	6	-0.16	
259	CHURCH MUTUAL INSURANCE COMPANY	2	0	0.0%	0		
ABQ01	CITY OF ALBUQUERQUE	17	2	11.8%	2	-0.03	
CAR01	CITY OF CARLSBAD	2	0	0.0%	0		
FAR01	CITY OF FARMINGTON	2	0	0.0%	0		
CLC01	CITY OF LAS CRUCES	2	0	0.0%	0		
CSF01	CITY OF SANTA FE	1	0	0.0%	0		
44179	COPPERPOINT MUTUAL INSURANCE HOLDING CO	1	0	0.0%	0		
COS01	COSTCO WHOLESALE	1	0	0.0%	0		
318	DONEGAL MUTUAL INSURANCE COMPANY	7	3	42.9%	1		
51243	EMPLOYERS HOLDINGS, INC.	14	3	21.4%	2	0.58	
2161	EMPLOYERS MUTUAL CASUALTY COMPANY	2	0	0.0%	0		
55579	ENSTAR GROUP LIMITED	5	2	40.0%	1		
Total		871	107	12.3%			

LATE FILING SROI ITEMIZED – Q2: Subsequent Report of Injury (CONT.)

Carrier ID	Carrier Name	Number of ttd-ptd claims	Number Late	Late Ratio	Expected	Z-Score	Z > 2
58455	EVEREST RE GROUP LTD	3	0	0.0%	0		
58364	FAIRFAX FINANCIAL HOLDINGS LIMITED	3	0	0.0%	0		
52562	FARM BUREAU MUTUAL HOLDING COMPANY	3	2	66.7%	0		
FEX01	FEDERAL EXPRESS CORP POB 727	6	4	66.7%	1		
FED01	FEDERAL EXPRESS GROUND	1	0	0.0%	0		
384	FEDERATED MUTUAL INSURANCE COMPANY	5	1	20.0%	1		
FIS01	FOOD INDUSTRY SELF INS FUND OF NM	25	1	4.0%	3	-0.53	
FMM01	FREEPORT-MCMORAN CORP	7	4	57.1%	1		
50408	GENERAL ELECTRIC COMPANY	1	0	0.0%	0		
58707	HARTFORD FINANCIAL SERVICES GROUP INC	34	2	5.9%	4	-0.41	
51160	INTACT FINANCIAL CORPORATION	1	0	0.0%	0		
ITL01	INTEL CORPORATION	1	0	0.0%	0		
51114	LIBERTY MUTUAL HOLDING COMPANY INC.	49	4	8.2%	6	-0.26	
50177	LOEWS CORPORATION	7	0	0.0%	1		
LAN01	LOS ALAMOS LABS	3	0	0.0%	0		
58405	MARKEL CORPORATION	5	0	0.0%	1		
HCW01	N M HEALTHCARE W C GROUP	2	0	0.0%	0		
PSI01	N M PUBLIC SCHOOLS	49	0	0.0%	6	-0.78	
RUR01	N M RURAL ELECTRIC COOP ASSOC	1	1	100.0%	0		
SIF01	N M SELF INSURERS FUND	19	5	26.3%	2	0.89	
2358	NATIONWIDE MUTUAL INSURANCE COMPANY	3	3	100.0%	0		
HWG01	NEW MEXICO HOSPITAL WORK COMP GROUP	13	0	0.0%	2	-0.78	
11527	NEW MEXICO MUTUAL CASUALTY COMPANY	168	0	0.0%	21	-0.78	
AGC01	NM BUILDING BRANCH AGC	2	0	0.0%	0		
58439	OLD REPUBLIC INTERNATIONAL CORPORATION	14	3	21.4%	2	0.58	
PRE01	PRESBYTERIAN HEALTHCARE SERVICES	19	0	0.0%	2	-0.78	
58332	PROTECTIVE INSURANCE CORPORATION	2	1	50.0%	0		
85434	QBE INSURANCE GROUP LIMITED	2	0	0.0%	0		
SJR01	SAN JUAN REGIONAL MEDICAL CENTER	5	0	0.0%	1		
SAN01	SANDIA CORPORATION	1	0	0.0%	0		
2466	SENTRY INSURANCE A MUTUAL COMPANY	6	0	0.0%	1		
Total		871	107	12.3%			

2nd QUARTER CY 2019
 New Mexico Workers' Compensation Administration

LATE FILING SROI ITEMIZED – Q2: Subsequent Report of Injury (CONT.)

Carrier ID	Carrier Name	Number of ttd-ptd claims	Number Late	Late Ratio	Expected	Z-Score	Z > 2
55404	STARR INTERNATIONAL COMPANY, INC.	6	1	16.7%	1		
2479	STATE FARM MUTUAL AUTOMOBILE INS CO	2	1	50.0%	0		
SNM01	STATE OF NEW MEXICO RISK MGMT DIVISION	26	0	0.0%	3	-0.78	
TAR01	TARGET STORES/DAYTON HUDSON	1	0	0.0%	0		
58505	THE HANOVER INSURANCE GROUP, INC.	3	1	33.3%	0		
KRO01	THE KROGER CO.	2	0	0.0%	0		
58633	TOKIO MARINE HOLDINGS, INC.	13	2	15.4%	2	0.20	
58470	TRAVELERS COMPANIES, INC.	39	26	66.7%	5	3.46	*****
58496	W. R. BERKLEY CORPORATION	12	1	8.3%	1	-0.25	
WES01	WESTERN REFINING	1	0	0.0%	0		
50457	ZURICH INSURANCE GROUP LTD	38	11	28.9%	5	1.06	

Total	871	107	12.3%				
--------------	------------	------------	--------------	--	--	--	--

2nd QUARTER CY 2019
 New Mexico Workers' Compensation Administration

12 QUARTER LEGAL ACTIVITY REPORT

Carrier ID	Carrier Name	Total	No Legal Activity	Legal Activity	% Legal Activity
ABF01	ABF FREIGHT SYSTEM INC	23	20	3	13.0%
H2001	ABQ/BERNCO WATER UTILITY AUTHORITY	11	7	4	36.4%
468	ACUITY A MUTUAL INS COMPANY	22	13	9	40.9%
55353	ALASKA NATIONAL CORPORATION	2	2	0	0.0%
APS01	ALBUQUERQUE PUBLIC SCHOOLS	128	114	14	10.9%
85449	ALLIANZ SE	2	2	0	0.0%
ALL01	ALLSUP ENTERPRISES INC	65	58	7	10.8%
86794	AMERICAN CONTRACTORS INSURANCE GROUP LTD	1	1	0	0.0%
58317	AMERICAN FINANCIAL GROUP, INC	27	14	13	48.1%
58702	AMERICAN INTERNATIONAL GROUP, INC	762	543	219	28.7%
6087	AMERICAN NATIONAL INSURANCE COMPANY	8	5	3	37.5%
52536	AMERISURE MUTUAL HOLDINGS INC	24	19	5	20.8%
51002	AMTRUST FINANCIAL SERVICES, INC	39	29	10	25.6%
58459	ARCH CAPITAL GROUP LTD.	87	61	26	29.9%
ASF01	ARCHDIOCESE OF SANTA FE	11	10	1	9.1%
58448	ARGO GROUP INTERNATIONAL HOLDINGS, LTD	97	75	22	22.7%
ABC01	ASSOC BUILDERS & CONTRACTORS	24	15	9	37.5%
85085	AXA S.A.	190	154	36	18.9%
BAS01	BASHA'S INC	3	3	0	0.0%
58334	BERKSHIRE HATHAWAY INC	71	52	19	26.8%
58334	BERKSHIRE HATHAWAY INC.	1	1	0	0.0%
46512	BIC HOLDINGS LLC	11	6	5	45.5%
60081	BLUE CROSS BLUE SHIELD OF MI MUTUAL INS	29	24	5	17.2%
221	BROTHERHOOD MUTUAL INSURANCE COMPANY	15	11	4	26.7%
BTR01	BUILDERS TRUST	578	469	109	18.9%
2081	CENTRAL MUTUAL INSURANCE COMPANY	2	2	0	0.0%
85512	CHANDLER INSURANCE COMPANY, LTD.	57	42	15	26.3%
CHE01	CHEVRON USA	1	1	0	0.0%
CHR01	CHRISTUS ST VINCENT HOSPITAL	32	24	8	25.0%
58303	CHUBB LIMITED	784	609	175	22.3%
259	CHURCH MUTUAL INSURANCE COMPANY	19	15	4	21.1%
12 Quarter Total		12,246	9,630	2,616	21.4%

2nd QUARTER CY 2019
New Mexico Workers' Compensation Administration

12 QUARTER LEGAL ACTIVITY REPORT (CONT.)

Carrier ID	Carrier Name	Total	No Legal Activity	Legal Activity	% Legal Activity
58704	CINCINNATI FINANCIAL CORPORATION	4	1	3	75.0%
ABQ01	CITY OF ALBUQUERQUE	314	258	56	17.8%
CAR01	CITY OF CARLSBAD	22	17	5	22.7%
FAR01	CITY OF FARMINGTON	35	26	9	25.7%
CLC01	CITY OF LAS CRUCES	39	34	5	12.8%
CSF01	CITY OF SANTA FE	40	35	5	12.5%
44179	COPPERPOINT MUTUAL INSURANCE HOLDING CO	2	2	0	0.0%
COS01	COSTCO WHOLESALE	22	20	2	9.1%
11130	DAKOTA TRUCK UNDERWRITERS	1	0	1	100.0%
DOL01	DOLLAR GENERAL(DOLGEN CORP)	21	15	6	28.6%
318	DONEGAL MUTUAL INSURANCE COMPANY	104	68	36	34.6%
51243	EMPLOYERS HOLDINGS, INC.	90	74	16	17.8%
2161	EMPLOYERS MUTUAL CASUALTY COMPANY	6	4	2	33.3%
55579	ENSTAR GROUP LIMITED	17	13	4	23.5%
58455	EVEREST RE GROUP LTD	25	22	3	12.0%
50710	EXXON MOBIL CORPORATION	1	0	1	100.0%
58364	FAIRFAX FINANCIAL HOLDINGS LIMITED	40	28	12	30.0%
52562	FARM BUREAU MUTUAL HOLDING COMPANY	32	28	4	12.5%
FEX01	FEDERAL EXPRESS CORP POB 727	43	39	4	9.3%
FED01	FEDERAL EXPRESS GROUND	7	7	0	0.0%
384	FEDERATED MUTUAL INSURANCE COMPANY	63	51	12	19.0%
FIS01	FOOD INDUSTRY SELF INS FUND OF NM	466	392	74	15.9%
59492	FOSUN INTERNATIONAL HOLDINGS LTD	2	2	0	0.0%
46317	FRANK WINSTON CRUM INSURANCE HOLDINGS	8	6	2	25.0%
FMM01	FREEPORT-MCMORAN CORP	62	52	10	16.1%
50408	GENERAL ELECTRIC COMPANY	3	3	0	0.0%
54044	GROUP ONE THOUSAND ONE, LLC	4	4	0	0.0%
58707	HARTFORD FINANCIAL SERVICES GROUP INC	498	388	110	22.1%
85259	HDI V.A.G.	4	1	3	75.0%
HEA01	HEALTHSOUTH REHAB CORP	25	21	4	16.0%
HON01	HONEYWELL INC, RISK MGMT AB3-D	2	1	1	50.0%
12 Quarter Total		12,246	9,630	2,616	21.4%

2nd QUARTER CY 2019
 New Mexico Workers' Compensation Administration

12 QUARTER LEGAL ACTIVITY REPORT (CONT.)

Carrier ID	Carrier Name	Total	No Legal Activity	Legal Activity	% Legal Activity
51160	INTACT FINANCIAL CORPORATION	3	3	0	0.0%
ITL01	INTEL CORPORATION	14	14	0	0.0%
55488	JAMES RIVER GROUP HOLDINGS LTD	1	0	1	100.0%
51391	JAMESTOWN HOLDINGS CORP.	1	1	0	0.0%
58711	KEMPER CORPORATION	1	0	1	100.0%
KIE01	KIEWIT CONSTRUCTION GROUP INC	2	1	1	50.0%
51114	LIBERTY MUTUAL HOLDING COMPANY INC.	377	330	47	12.5%
50177	LOEWS CORPORATION	137	104	33	24.1%
LAN01	LOS ALAMOS LABS	44	37	7	15.9%
MAC01	MACYS INC	2	2	0	0.0%
11387	MAINE EMPLOYERS MUTUAL INSURANCE COMPANY	6	6	0	0.0%
58405	MARKEL CORPORATION	51	40	11	21.6%
MTT01	MARRIOTT INTERNATIONAL INC	7	6	1	14.3%
55848	MATTHEW T. MOROUN	1	1	0	0.0%
MCA01	MECH CONTRACTORS ASSOC OF NM	18	15	3	16.7%
52662	MS&AD INSURANCE GROUP HOLDINGS, INC.	3	3	0	0.0%
HCW01	N M HEALTHCARE W C GROUP	39	38	1	2.6%
PSI01	N M PUBLIC SCHOOLS	675	578	97	14.4%
RUR01	N M RURAL ELECTRIC COOP ASSOC	29	25	4	13.8%
SIF01	N M SELF INSURERS FUND	170	153	17	10.0%
2358	NATIONWIDE MUTUAL INSURANCE COMPANY	41	27	14	34.1%
CIA01	NEW MEXICO ASSN. OF COUNTIES	344	232	112	32.6%
HWG01	NEW MEXICO HOSPITAL WORK COMP GROUP	88	81	7	8.0%
11527	NEW MEXICO MUTUAL CASUALTY COMPANY	2,393	1,843	550	23.0%
PCG01	NEW MEXICO PROPERTY & CASUALTY GUARANTY ASSN	1	0	1	100.0%
AGC01	NM BUILDING BRANCH AGC	26	19	7	26.9%
2381	OHIO FARMERS INSURANCE COMPANY	11	3	8	72.7%
58439	OLD REPUBLIC INTERNATIONAL CORPORATION	172	130	42	24.4%
PRE01	PRESBYTERIAN HEALTHCARE SERVICES	164	153	11	6.7%
59716	PROSIGHT GLOBAL HOLDINGS LTD	4	4	0	0.0%
58332	PROTECTIVE INSURANCE CORPORATION	21	14	7	33.3%
12 Quarter Total		12,246	9,630	2,616	21.4%

2nd QUARTER CY 2019
 New Mexico Workers' Compensation Administration

12 QUARTER LEGAL ACTIVITY REPORT (CONT.)

Carrier ID	Carrier Name	Total	No Legal Activity	Legal Activity	% Legal Activity
85434	QBE INSURANCE GROUP LIMITED	19	15	4	21.1%
58460	RLI CORP	1	0	1	100.0%
RYD01	RYDER SYSTEMS INC	1	1	0	0.0%
SJR01	SAN JUAN REGIONAL MEDICAL CENTER	43	39	4	9.3%
SAN01	SANDIA CORPORATION	42	37	5	11.9%
2466	SENTRY INSURANCE A MUTUAL COMPANY	62	52	10	16.1%
52641	SOMPO HOLDINGS INC	20	17	3	15.0%
55404	STARR INTERNATIONAL COMPANY, INC.	78	49	29	37.2%
2479	STATE FARM MUTUAL AUTOMOBILE INS CO	17	16	1	5.9%
SNM01	STATE OF NEW MEXICO RISK MGMT DIVISION	456	377	79	17.3%
52973	STEVEN MARIANO TRUST	13	10	3	23.1%
STR01	STRIPES TOWN & COUNTRY FOOD STORES INC	3	1	2	66.7%
TAR01	TARGET STORES/DAYTON HUDSON	11	10	1	9.1%
58505	THE HANOVER INSURANCE GROUP, INC.	20	14	6	30.0%
KRO01	THE KROGER CO.	60	48	12	20.0%
58633	TOKIO MARINE HOLDINGS, INC.	150	123	27	18.0%
58470	TRAVELERS COMPANIES, INC.	505	397	108	21.4%
TYS01	TYSON FOODS	1	0	1	100.0%
58496	W. R. BERKLEY CORPORATION	90	62	28	31.1%
3482	WCF MUTUAL INSURANCE COMPANY	4	2	2	50.0%
WES01	WESTERN REFINING	41	21	20	48.8%
50457	ZURICH INSURANCE GROUP LTD	635	463	172	27.1%
12 Quarter Total		12,246	9,630	2,616	21.4%