



STATE OF NEW MEXICO
**Workers' Compensation
 Administration**

**1st QUARTER CY 2019
 INSURER SCORECARD**

CONTENTS

SCORECARD PROCESS AND NOTES1

LATE FILING E1 TREND – 12 QTRS: First Report of Injury or Illness2

LATE FILING E1 ITEMIZED: First Report of Injury or Illness – Q1 (CONT.).....3

LATE FILING E1 ITEMIZED: First Report of Injury or Illness – Q1 (CONT.).....4

LATE FILING E1 ITEMIZED: First Report of Injury or Illness – Q1 (CONT.).....5

LATE PAYMENT OF INITIAL BENEFITS TREND – 12 QTRS6

LATE PAYMENT OF INITIAL BENEFITS ITEMIZED – Q1 (CONT.)7

LATE PAYMENT OF INITIAL BENEFITS ITEMIZED – Q1 (CONT.)8

LATE PAYMENT OF INITIAL BENEFITS ITEMIZED – Q1 (CONT.)9

LATE FILING E6 TREND – 12 QTRS: Notice of Benefit Payment10

LATE FILING E6 ITEMIZED – Q1: Notice of Benefit Payment (CONT.)11

LATE FILING E6 ITEMIZED – Q1: Notice of Benefit Payment (CONT.)12

LATE FILING E6 ITEMIZED – Q1: Notice of Benefit Payment (CONT.)13

12 QUARTER LEGAL ACTIVITY REPORT14

12 QUARTER LEGAL ACTIVITY REPORT (CONT.)15

12 QUARTER LEGAL ACTIVITY REPORT (CONT.)16

12 QUARTER LEGAL ACTIVITY REPORT (CONT.)17

****The New Mexico Workers' Compensation Administration relies on carriers to accurately report their data to the agency. Carrier submissions are subject to computer edits and review by WCA staff. However, the data used in this report remains unaltered by the WCA. As such, data reporting errors can occur and may result in skewed scorecard results.**

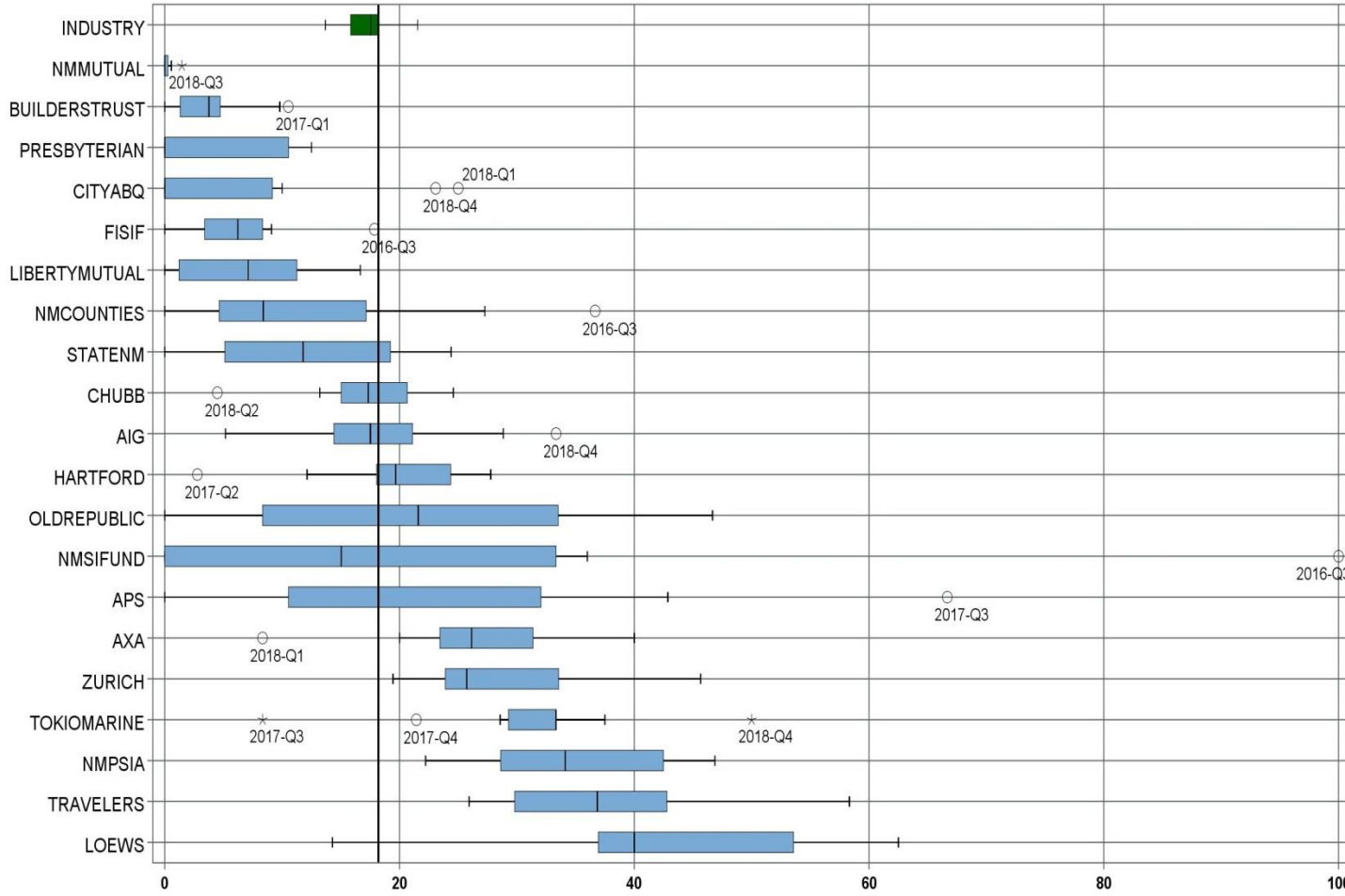
Produced by the Economic Research & Policy Bureau
 Richard Adu-Asamoah, Bureau Chief
 Ruili Yan, Economist

SCORECARD PROCESS AND NOTES

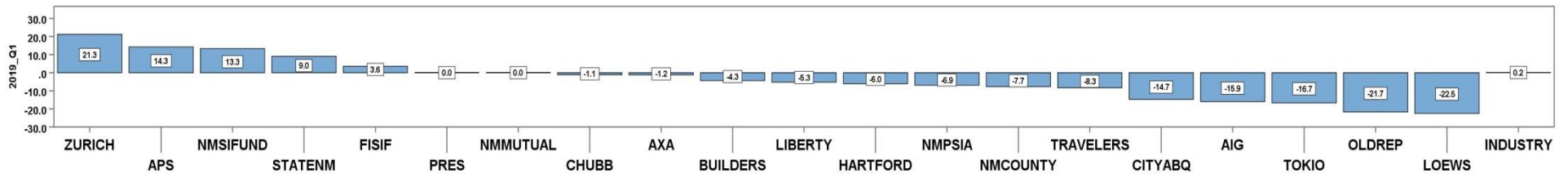
- ❖ Carriers are grouped by the uppermost parent company identified by AM Best Corporation, rather than by the NM WCA-assigned carrier number.
- ❖ The graphic information presented on the first page of each section is based on the 20 entities with the highest volume of indemnity E6 reports submitted for the preceding 12 quarters, rather than the same fixed 20 entities. The process will automatically “phase-out” companies that cease doing business in New Mexico, and “phase-in” companies that increase volume or become active, as needed.
- ❖ Each quarter is presented as a stand-alone quarter which only includes data for that quarter. Additionally, a summary report for the year is prepared alongside Q4 to give reporters the whole picture of the year.
- ❖ The detailed listing of reporting results is listed alphabetically, rather than by Z-score.

1st QUARTER CY 2019
New Mexico Workers' Compensation Administration

LATE FILING E1 TREND – 12 QTRS: First Report of Injury or Illness



Q1 CY 2019 Claim Summary		
Carrier Name	No.	% Late
AIG	46	17
APS	7	14
AXA	21	24
BUILDERSTRUST	44	0
CHUBB LIMITED	62	18
CITYABQ	12	8
FISIF	28	4
HARTFORD	23	22
LIBERTYMUTUAL	41	2
LOEWS	10	40
NMCOUNTIES	2	0
NMMUTUAL	184	0
NMPSIA	55	29
NMSIFUND	15	13
OLDREPUBLIC	8	25
PRESBYTERIAN	11	0
STATENM	23	13
TOKIO MARINE	6	33
TRAVELERS	60	47
ZURICH	46	46
Industry Average	836	18.2%



1st QUARTER CY 2019
 New Mexico Workers' Compensation Administration

LATE FILING E1 ITEMIZED: First Report of Injury or Illness – Q1 (CONT.)

Carrier ID	Carrier Name	Number of ttd-ptd claims	Number Late	Late Ratio	Expected	Z-Score	Z > 2
ABF01	ABF FREIGHT SYSTEM INC	2	0	0.0%	0		
APS01	ALBUQUERQUE PUBLIC SCHOOLS	7	1	14.3%	1		
ALL01	ALLSUP ENTERPRISES INC	1	0	0.0%	0		
58317	AMERICAN FINANCIAL GROUP, INC	1	0	0.0%	0		
58702	AMERICAN INTERNATIONAL GROUP, INC	46	8	17.4%	8	-0.05	
51002	AMTRUST FINANCIAL SERVICES, INC	1	1	100.0%	0		
58459	ARCH CAPITAL GROUP LTD.	1	0	0.0%	0		
58448	ARGO GROUP INTERNATIONAL HOLDINGS, LTD	4	3	75.0%	1		
85085	AXA S.A.	21	5	23.8%	4	0.36	
58334	BERKSHIRE HATHAWAY INC	9	2	22.2%	2		
46512	BIC HOLDINGS LLC	1	1	100.0%	0		
60081	BLUE CROSS BLUE SHIELD OF MI MUTUAL INS	5	4	80.0%	1		
BTR01	BUILDERS TRUST	44	0	0.0%	8	-1.18	
CHR01	CHRISTUS ST VINCENT HOSPITAL	1	0	0.0%	0		
58303	CHUBB LIMITED	62	11	17.7%	11	-0.03	
ABQ01	CITY OF ALBUQUERQUE	12	1	8.3%	2	-0.64	
CAR01	CITY OF CARLSBAD	3	1	33.3%	1		
CLC01	CITY OF LAS CRUCES	5	0	0.0%	1		
CSF01	CITY OF SANTA FE	2	0	0.0%	0		
44179	COPPERPOINT MUTUAL INSURANCE HOLDING CO	1	1	100.0%	0		
COS01	COSTCO WHOLESALE	2	0	0.0%	0		
DOL01	DOLLAR GENERAL(DOLGEN CORP)	1	1	100.0%	0		
318	DONEGAL MUTUAL INSURANCE COMPANY	3	2	66.7%	1		
51243	EMPLOYERS HOLDINGS, INC.	10	2	20.0%	2	0.12	
55579	ENSTAR GROUP LIMITED	1	1	100.0%	0		
58455	EVEREST RE GROUP LTD	1	1	100.0%	0		
58364	FAIRFAX FINANCIAL HOLDINGS LIMITED	4	4	100.0%	1		
52562	FARM BUREAU MUTUAL HOLDING COMPANY	4	1	25.0%	1		
FEX01	FEDERAL EXPRESS CORP POB 727	1	1	100.0%	0		
384	FEDERATED MUTUAL INSURANCE COMPANY	2	0	0.0%	0		
FIS01	FOOD INDUSTRY SELF INS FUND OF NM	28	1	3.6%	5	-0.95	
Total		836	152	18.2%			

1st QUARTER CY 2019
 New Mexico Workers' Compensation Administration

LATE FILING E1 ITEMIZED: First Report of Injury or Illness – Q1 (CONT.)

Carrier ID	Carrier Name	Number of ttd-ptd claims	Number Late	Late Ratio	Expected	Z-Score	Z > 2
FMM01	FREEPOR-T-MCMORAN CORP	3	2	66.7%	1		
58707	HARTFORD FINANCIAL SERVICES GROUP INC	23	5	21.7%	4	0.23	
HEA01	HEALTHSOUTH REHAB CORP	4	0	0.0%	1		
ITL01	INTEL CORPORATION	1	0	0.0%	0		
51114	LIBERTY MUTUAL HOLDING COMPANY INC.	41	1	2.4%	7	-1.02	
50177	LOEWS CORPORATION	10	4	40.0%	2	1.41	
LAN01	LOS ALAMOS LABS	2	0	0.0%	0		
58405	MARKEL CORPORATION	6	1	16.7%	1		
MCA01	MECH CONTRACTORS ASSOC OF NM	1	0	0.0%	0		
HCW01	N M HEALTHCARE W C GROUP	3	1	33.3%	1		
PSI01	N M PUBLIC SCHOOLS	55	16	29.1%	10	0.71	
SIF01	N M SELF INSURERS FUND	15	2	13.3%	3	-0.31	
2358	NATIONWIDE MUTUAL INSURANCE COMPANY	4	0	0.0%	1		
CIA01	NEW MEXICO ASSN. OF COUNTIES	2	0	0.0%	0		
HWG01	NEW MEXICO HOSPITAL WORK COMP GROUP	3	0	0.0%	1		
11527	NEW MEXICO MUTUAL CASUALTY COMPANY	184	0	0.0%	33	-1.18	
AGC01	NM BUILDING BRANCH AGC	1	0	0.0%	0		
58439	OLD REPUBLIC INTERNATIONAL CORPORATION	8	2	25.0%	1		
PRE01	PRESBYTERIAN HEALTHCARE SERVICES	11	0	0.0%	2	-1.18	
58332	PROTECTIVE INSURANCE CORPORATION	1	1	100.0%	0		
85434	QBE INSURANCE GROUP LIMITED	1	1	100.0%	0		
SJR01	SAN JUAN REGIONAL MEDICAL CENTER	4	1	25.0%	1		
2466	SENTRY INSURANCE A MUTUAL COMPANY	5	0	0.0%	1		
52641	SOMPO HOLDINGS INC	1	0	0.0%	0		
55404	STARR INTERNATIONAL COMPANY, INC.	5	4	80.0%	1		
2479	STATE FARM MUTUAL AUTOMOBILE INS CO	2	0	0.0%	0		
SNM01	STATE OF NEW MEXICO RISK MGMT DIVISION	23	3	13.0%	4	-0.33	
TAR01	TARGET STORES/DAYTON HUDSON	3	1	33.3%	1		
58505	THE HANOVER INSURANCE GROUP, INC.	2	0	0.0%	0		
KRO01	THE KROGER CO.	4	1	25.0%	1		
58633	TOKIO MARINE HOLDINGS, INC.	6	2	33.3%	1		
Total		836	152	18.2%			

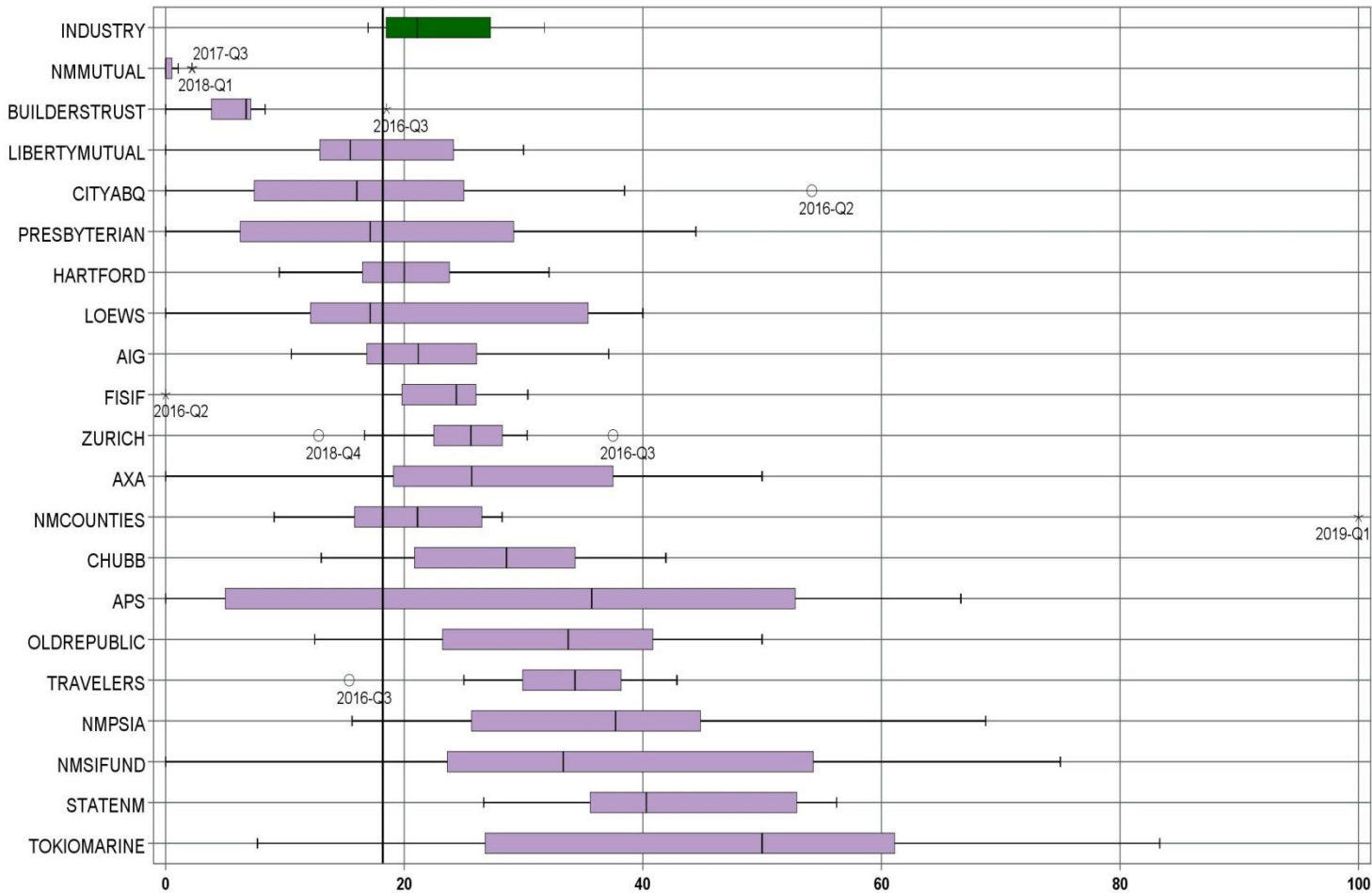
1st QUARTER CY 2019
 New Mexico Workers' Compensation Administration

LATE FILING E1 ITEMIZED: First Report of Injury or Illness – Q1 (CONT.)

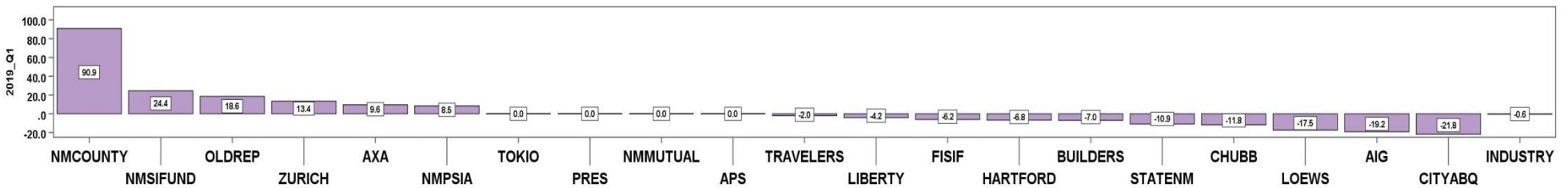
Carrier ID	Carrier Name	Number of ttd-ptd claims	Number Late	Late Ratio	Expected	Z-Score	Z > 2
58470	TRAVELERS COMPANIES, INC.	60	28	46.7%	11	1.85	
58496	W. R. BERKLEY CORPORATION	7	1	14.3%	1		
WES01	WESTERN REFINING	3	1	33.3%	1		
50457	ZURICH INSURANCE GROUP LTD	46	21	45.7%	8	1.78	

Total		836	152	18.2%			
--------------	--	------------	------------	--------------	--	--	--

LATE PAYMENT OF INITIAL BENEFITS TREND – 12 QTRS



Q1 CY 2019 Claim Summary		
Carrier Name	No.	% Late
AIG	39	18
APS	7	0
AXA	18	28
BUILDERSTRUST	40	0
CHUBB LIMITED	55	18
CITYABQ	12	17
FISIF	28	21
HARTFORD	22	18
LIBERTYMUTUAL	40	13
LOEWS	10	20
NMCOUNTIES	2	100
NMMUTUAL	176	0
NMPSIA	55	31
NMSIFUND	15	47
OLDREPUBLIC	5	40
PRESBYTERIAN	10	0
STATENM	23	39
TOKIO MARINE	6	50
TRAVELERS	51	29
ZURICH	42	26
Industry Average	770	18.2%



1st QUARTER CY 2019
 New Mexico Workers' Compensation Administration

LATE PAYMENT OF INITIAL BENEFITS ITEMIZED – Q1 (CONT.)

Carrier ID	Carrier Name	Number of ttd-ptd claims	Number Late	Late Ratio	Expected	Z-Score	Z > 2
ABF01	ABF FREIGHT SYSTEM INC	2	0	0.0%	0		
APS01	ALBUQUERQUE PUBLIC SCHOOLS	7	0	0.0%	1		
ALL01	ALLSUP ENTERPRISES INC	1	0	0.0%	0		
58317	AMERICAN FINANCIAL GROUP, INC	1	0	0.0%	0		
58702	AMERICAN INTERNATIONAL GROUP, INC	39	7	17.9%	7	-0.02	
58459	ARCH CAPITAL GROUP LTD.	1	0	0.0%	0		
58448	ARGO GROUP INTERNATIONAL HOLDINGS, LTD	2	0	0.0%	0		
85085	AXA S.A.	18	5	27.8%	3	0.72	
58334	BERKSHIRE HATHAWAY INC	7	4	57.1%	1		
60081	BLUE CROSS BLUE SHIELD OF MI MUTUAL INS	5	3	60.0%	1		
BTR01	BUILDERS TRUST	40	0	0.0%	7	-1.36	
CHR01	CHRISTUS ST VINCENT HOSPITAL	1	0	0.0%	0		
58303	CHUBB LIMITED	55	10	18.2%	10	0.00	
ABQ01	CITY OF ALBUQUERQUE	12	2	16.7%	2	-0.11	
CAR01	CITY OF CARLSBAD	3	0	0.0%	1		
CLC01	CITY OF LAS CRUCES	5	1	20.0%	1		
CSF01	CITY OF SANTA FE	2	0	0.0%	0		
44179	COPPERPOINT MUTUAL INSURANCE HOLDING CO	1	0	0.0%	0		
COS01	COSTCO WHOLESALE	2	0	0.0%	0		
DOL01	DOLLAR GENERAL(DOLGEN CORP)	1	0	0.0%	0		
318	DONEGAL MUTUAL INSURANCE COMPANY	2	2	100.0%	0		
51243	EMPLOYERS HOLDINGS, INC.	7	0	0.0%	1		
55579	ENSTAR GROUP LIMITED	1	0	0.0%	0		
58455	EVEREST RE GROUP LTD	1	1	100.0%	0		
58364	FAIRFAX FINANCIAL HOLDINGS LIMITED	2	2	100.0%	0		
52562	FARM BUREAU MUTUAL HOLDING COMPANY	4	3	75.0%	1		
FEX01	FEDERAL EXPRESS CORP POB 727	1	1	100.0%	0		
384	FEDERATED MUTUAL INSURANCE COMPANY	2	1	50.0%	0		
FIS01	FOOD INDUSTRY SELF INS FUND OF NM	28	6	21.4%	5	0.24	
FMM01	FREEMPORT-MCMORAN CORP	3	0	0.0%	1		
Total		770	140	18.2%			

1st QUARTER CY 2019
 New Mexico Workers' Compensation Administration

LATE PAYMENT OF INITIAL BENEFITS ITEMIZED – Q1 (CONT.)

Carrier ID	Carrier Name	Number of ttd-ptd claims	Number Late	Late Ratio	Expected	Z-Score	Z > 2
58707	HARTFORD FINANCIAL SERVICES GROUP INC	22	4	18.2%	4	0.00	
HEA01	HEALTHSOUTH REHAB CORP	4	1	25.0%	1		
ITL01	INTEL CORPORATION	1	0	0.0%	0		
51114	LIBERTY MUTUAL HOLDING COMPANY INC.	40	5	12.5%	7	-0.43	
50177	LOEWS CORPORATION	10	2	20.0%	2	0.14	
LAN01	LOS ALAMOS LABS	2	0	0.0%	0		
58405	MARKEL CORPORATION	5	1	20.0%	1		
MCA01	MECH CONTRACTORS ASSOC OF NM	1	0	0.0%	0		
HCW01	N M HEALTHCARE W C GROUP	3	0	0.0%	1		
PSI01	N M PUBLIC SCHOOLS	55	17	30.9%	10	0.96	
SIF01	N M SELF INSURERS FUND	15	7	46.7%	3	2.14	*****
2358	NATIONWIDE MUTUAL INSURANCE COMPANY	4	1	25.0%	1		
CIA01	NEW MEXICO ASSN. OF COUNTIES	2	2	100.0%	0		
HWG01	NEW MEXICO HOSPITAL WORK COMP GROUP	2	0	0.0%	0		
11527	NEW MEXICO MUTUAL CASUALTY COMPANY	176	0	0.0%	32	-1.36	
AGC01	NM BUILDING BRANCH AGC	1	0	0.0%	0		
58439	OLD REPUBLIC INTERNATIONAL CORPORATION	5	2	40.0%	1		
PRE01	PRESBYTERIAN HEALTHCARE SERVICES	10	0	0.0%	2	-1.36	
58332	PROTECTIVE INSURANCE CORPORATION	1	0	0.0%	0		
85434	QBE INSURANCE GROUP LIMITED	1	1	100.0%	0		
SJR01	SAN JUAN REGIONAL MEDICAL CENTER	4	1	25.0%	1		
2466	SENTRY INSURANCE A MUTUAL COMPANY	5	2	40.0%	1		
52641	SOMPO HOLDINGS INC	1	0	0.0%	0		
55404	STARR INTERNATIONAL COMPANY, INC.	4	3	75.0%	1		
2479	STATE FARM MUTUAL AUTOMOBILE INS CO	2	0	0.0%	0		
SNM01	STATE OF NEW MEXICO RISK MGMT DIVISION	23	9	39.1%	4	1.57	
TAR01	TARGET STORES/DAYTON HUDSON	2	1	50.0%	0		
58505	THE HANOVER INSURANCE GROUP, INC.	2	2	100.0%	0		
KRO01	THE KROGER CO.	4	1	25.0%	1		
58633	TOKIO MARINE HOLDINGS, INC.	6	3	50.0%	1		
Total		770	140	18.2%			

1st QUARTER CY 2019
 New Mexico Workers' Compensation Administration

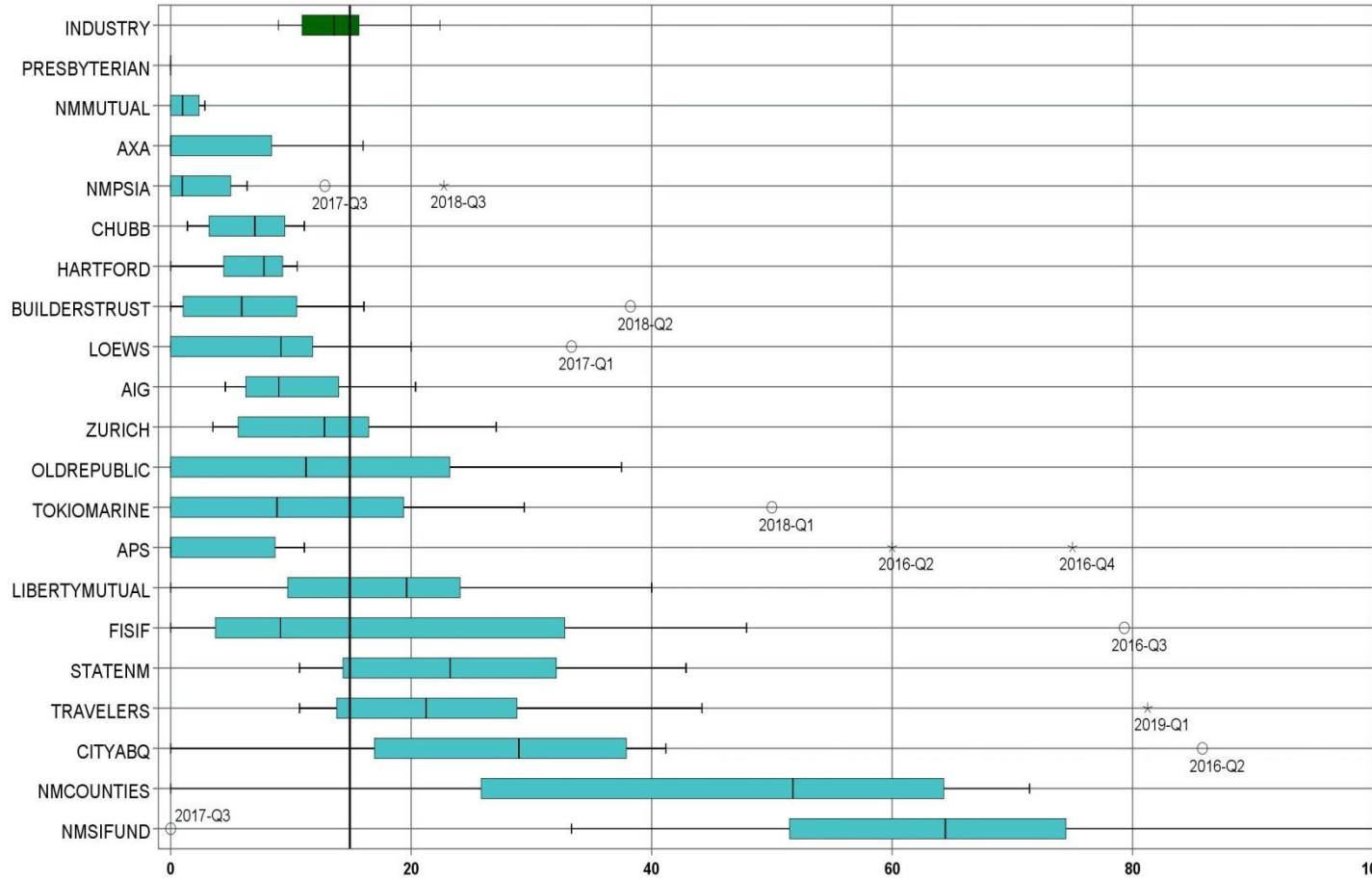
LATE PAYMENT OF INITIAL BENEFITS ITEMIZED – Q1 (CONT.)

Carrier ID	Carrier Name	Number of ttd-ptd claims	Number Late	Late Ratio	Expected	Z-Score	Z > 2
58470	TRAVELERS COMPANIES, INC.	51	15	29.4%	9	0.84	
58496	W. R. BERKLEY CORPORATION	6	1	16.7%	1		
WES01	WESTERN REFINING	2	0	0.0%	0		
50457	ZURICH INSURANCE GROUP LTD	42	11	26.2%	8	0.60	

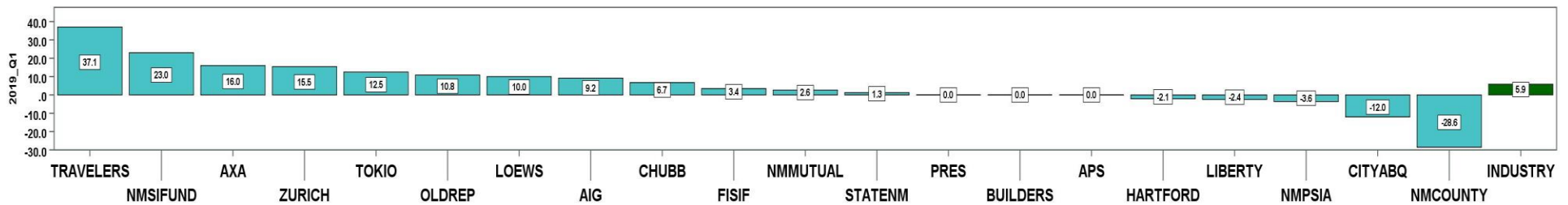
Total		770	140	18.2%			
--------------	--	------------	------------	--------------	--	--	--

1st QUARTER CY 2019
New Mexico Workers' Compensation Administration

LATE FILING E6 TREND – 12 QTRS: Notice of Benefit Payment



Q1 CY 2019 Claim Summary		
Carrier Name	No.	% Late
AIG	50	16
APS	8	0
AXA	25	16
BUILDERSTRUST	48	0
CHUBB LIMITED	68	10
CITYABQ	23	0
FISIF	29	3
HARTFORD	27	7
LIBERTYMUTUAL	46	0
LOEWS	10	10
NMCOUNTIES	2	0
NMMUTUAL	189	3
NMPSIA	56	0
NMSIFUND	15	87
OLDREPUBLIC	8	38
PRESBYTERIAN	12	0
STATENN	25	12
TOKIO MARINE	8	13
TRAVELERS	64	81
ZURICH	48	27
Industry Average	915	14.9%



LATE FILING E6 ITEMIZED – Q1: Notice of Benefit Payment (CONT.)

Carrier ID	Carrier Name	Number of ttd-ptd claims	Number Late	Late Ratio	Expected	Z-Score	Z > 2
ABF01	ABF FREIGHT SYSTEM INC	2	0	0.0%	0		
APS01	ALBUQUERQUE PUBLIC SCHOOLS	8	0	0.0%	1		
ALL01	ALLSUP ENTERPRISES INC	1	0	0.0%	0		
58317	AMERICAN FINANCIAL GROUP, INC	3	1	33.3%	0		
58702	AMERICAN INTERNATIONAL GROUP, INC	50	8	16.0%	7	0.04	
51002	AMTRUST FINANCIAL SERVICES, INC	1	0	0.0%	0		
58459	ARCH CAPITAL GROUP LTD.	1	0	0.0%	0		
58448	ARGO GROUP INTERNATIONAL HOLDINGS, LTD	5	0	0.0%	1		
85085	AXA S.A.	25	4	16.0%	4	0.04	
58334	BERKSHIRE HATHAWAY INC	9	1	11.1%	1		
46512	BIC HOLDINGS LLC	1	0	0.0%	0		
60081	BLUE CROSS BLUE SHIELD OF MI MUTUAL INS	5	0	0.0%	1		
221	BROTHERHOOD MUTUAL INSURANCE COMPANY	2	0	0.0%	0		
BTR01	BUILDERS TRUST	48	0	0.0%	7	-0.56	
85512	CHANDLER INSURANCE COMPANY, LTD.	1	0	0.0%	0		
CHR01	CHRISTUS ST VINCENT HOSPITAL	1	0	0.0%	0		
58303	CHUBB LIMITED	68	7	10.3%	10	-0.17	
259	CHURCH MUTUAL INSURANCE COMPANY	1	1	100.0%	0		
ABQ01	CITY OF ALBUQUERQUE	23	0	0.0%	3	-0.56	
CAR01	CITY OF CARLSBAD	3	0	0.0%	0		
CLC01	CITY OF LAS CRUCES	5	0	0.0%	1		
CSF01	CITY OF SANTA FE	2	0	0.0%	0		
44179	COPPERPOINT MUTUAL INSURANCE HOLDING CO	1	1	100.0%	0		
COS01	COSTCO WHOLESALE	2	0	0.0%	0		
DOL01	DOLLAR GENERAL(DOLGEN CORP)	1	1	100.0%	0		
318	DONEGAL MUTUAL INSURANCE COMPANY	3	0	0.0%	0		
51243	EMPLOYERS HOLDINGS, INC.	13	2	15.4%	2	0.02	
55579	ENSTAR GROUP LIMITED	1	0	0.0%	0		
58455	EVEREST RE GROUP LTD	2	0	0.0%	0		
58364	FAIRFAX FINANCIAL HOLDINGS LIMITED	4	0	0.0%	1		
52562	FARM BUREAU MUTUAL HOLDING COMPANY	4	1	25.0%	1		
Total		915	136	14.9%			

LATE FILING E6 ITEMIZED – Q1: Notice of Benefit Payment (CONT.)

Carrier ID	Carrier Name	Number of ttd-ptd claims	Number Late	Late Ratio	Expected	Z-Score	Z > 2
FEX01	FEDERAL EXPRESS CORP POB 727	1	0	0.0%	0		
384	FEDERATED MUTUAL INSURANCE COMPANY	6	2	33.3%	1		
FIS01	FOOD INDUSTRY SELF INS FUND OF NM	29	1	3.4%	4	-0.43	
FMM01	FREEMPORT-MCMORAN CORP	3	0	0.0%	0		
58707	HARTFORD FINANCIAL SERVICES GROUP INC	27	2	7.4%	4	-0.28	
HEA01	HEALTHSOUTH REHAB CORP	4	1	25.0%	1		
ITL01	INTEL CORPORATION	1	0	0.0%	0		
51114	LIBERTY MUTUAL HOLDING COMPANY INC.	46	0	0.0%	7	-0.56	
50177	LOEWS CORPORATION	10	1	10.0%	1	-0.18	
LAN01	LOS ALAMOS LABS	2	0	0.0%	0		
58405	MARKEL CORPORATION	7	0	0.0%	1		
MCA01	MECH CONTRACTORS ASSOC OF NM	1	0	0.0%	0		
HCW01	N M HEALTHCARE W C GROUP	4	0	0.0%	1		
PSI01	N M PUBLIC SCHOOLS	56	0	0.0%	8	-0.56	
SIF01	N M SELF INSURERS FUND	15	13	86.7%	2	2.72	*****
2358	NATIONWIDE MUTUAL INSURANCE COMPANY	4	1	25.0%	1		
CIA01	NEW MEXICO ASSN. OF COUNTIES	2	0	0.0%	0		
HWG01	NEW MEXICO HOSPITAL WORK COMP GROUP	4	0	0.0%	1		
11527	NEW MEXICO MUTUAL CASUALTY COMPANY	189	5	2.6%	28	-0.46	
AGC01	NM BUILDING BRANCH AGC	1	0	0.0%	0		
58439	OLD REPUBLIC INTERNATIONAL CORPORATION	8	3	37.5%	1		
PRE01	PRESBYTERIAN HEALTHCARE SERVICES	12	0	0.0%	2	-0.56	
58332	PROTECTIVE INSURANCE CORPORATION	1	0	0.0%	0		
85434	QBE INSURANCE GROUP LIMITED	1	1	100.0%	0		
SJR01	SAN JUAN REGIONAL MEDICAL CENTER	4	0	0.0%	1		
SAN01	SANDIA CORPORATION	1	0	0.0%	0		
2466	SENTRY INSURANCE A MUTUAL COMPANY	5	0	0.0%	1		
52641	SOMPO HOLDINGS INC	1	1	100.0%	0		
55404	STARR INTERNATIONAL COMPANY, INC.	5	2	40.0%	1		
2479	STATE FARM MUTUAL AUTOMOBILE INS CO	3	1	33.3%	0		
SNM01	STATE OF NEW MEXICO RISK MGMT DIVISION	25	3	12.0%	4	-0.11	
Total		915	136	14.9%			

1st QUARTER CY 2019
 New Mexico Workers' Compensation Administration

LATE FILING E6 ITEMIZED – Q1: Notice of Benefit Payment (CONT.)

Carrier ID	Carrier Name	Number of ttd-ptd claims	Number Late	Late Ratio	Expected	Z-Score	Z > 2
TAR01	TARGET STORES/DAYTON HUDSON	3	2	66.7%	0		
58505	THE HANOVER INSURANCE GROUP, INC.	3	1	33.3%	0		
KRO01	THE KROGER CO.	4	1	25.0%	1		
58633	TOKIO MARINE HOLDINGS, INC.	8	1	12.5%	1		
58470	TRAVELERS COMPANIES, INC.	64	52	81.3%	10	2.52	*****
58496	W. R. BERKLEY CORPORATION	7	2	28.6%	1		
WES01	WESTERN REFINING	4	0	0.0%	1		
50457	ZURICH INSURANCE GROUP LTD	48	13	27.1%	7	0.46	

Total	915	136	14.9%				
--------------	------------	------------	--------------	--	--	--	--

1st QUARTER CY 2019
New Mexico Workers' Compensation Administration

12 QUARTER LEGAL ACTIVITY REPORT

Carrier ID	Carrier Name	Total	No Legal Activity	Legal Activity	% Legal Activity
ABF01	ABF FREIGHT SYSTEM INC	22	20	2	9.1%
H2001	ABQ/BERNCO WATER UTILITY AUTHORITY	12	7	5	41.7%
468	ACUITY A MUTUAL INS COMPANY	20	11	9	45.0%
55353	ALASKA NATIONAL CORPORATION	2	2	0	0.0%
APS01	ALBUQUERQUE PUBLIC SCHOOLS	142	123	19	13.4%
85449	ALLIANZ SE	2	2	0	0.0%
ALL01	ALLSUP ENTERPRISES INC	59	52	7	11.9%
86794	AMERICAN CONTRACTORS INSURANCE GROUP LTD	1	1	0	0.0%
58317	AMERICAN FINANCIAL GROUP, INC	29	15	14	48.3%
58702	AMERICAN INTERNATIONAL GROUP, INC	776	555	221	28.5%
6087	AMERICAN NATIONAL INSURANCE COMPANY	7	4	3	42.9%
52536	AMERISURE MUTUAL HOLDINGS INC	24	19	5	20.8%
51002	AMTRUST FINANCIAL SERVICES, INC	73	59	14	19.2%
58459	ARCH CAPITAL GROUP LTD.	84	60	24	28.6%
ASF01	ARCHDIOCESE OF SANTA FE	11	10	1	9.1%
58448	ARGO GROUP INTERNATIONAL HOLDINGS, LTD	105	81	24	22.9%
ABC01	ASSOC BUILDERS & CONTRACTORS	23	14	9	39.1%
85085	AXA S.A.	194	155	39	20.1%
BAS01	BASHA'S INC	3	3	0	0.0%
58334	BERKSHIRE HATHAWAY INC	70	51	19	27.1%
58334	BERKSHIRE HATHAWAY INC.	1	1	0	0.0%
46512	BIC HOLDINGS LLC	10	6	4	40.0%
60081	BLUE CROSS BLUE SHIELD OF MI MUTUAL INS	27	23	4	14.8%
221	BROTHERHOOD MUTUAL INSURANCE COMPANY	16	12	4	25.0%
BTR01	BUILDERS TRUST	582	472	110	18.9%
85512	CHANDLER INSURANCE COMPANY, LTD.	56	43	13	23.2%
CHE01	CHEVRON USA	1	1	0	0.0%
CHR01	CHRISTUS ST VINCENT HOSPITAL	25	17	8	32.0%
58303	CHUBB LIMITED	819	644	175	21.4%
259	CHURCH MUTUAL INSURANCE COMPANY	18	14	4	22.2%
58704	CINCINNATI FINANCIAL CORPORATION	5	2	3	60.0%
12 Quarter Total		12,397	9,711	2,686	21.7%

1st QUARTER CY 2019
 New Mexico Workers' Compensation Administration

12 QUARTER LEGAL ACTIVITY REPORT (CONT.)

Carrier ID	Carrier Name	Total	No Legal Activity	Legal Activity	% Legal Activity
ABQ01	CITY OF ALBUQUERQUE	447	327	120	26.8%
CAR01	CITY OF CARLSBAD	21	16	5	23.8%
FAR01	CITY OF FARMINGTON	33	25	8	24.2%
CLC01	CITY OF LAS CRUCES	37	32	5	13.5%
CSF01	CITY OF SANTA FE	38	33	5	13.2%
44179	COPPERPOINT MUTUAL INSURANCE HOLDING CO	1	1	0	0.0%
COS01	COSTCO WHOLESALE	22	20	2	9.1%
11130	DAKOTA TRUCK UNDERWRITERS	1	0	1	100.0%
DOL01	DOLLAR GENERAL(DOLGEN CORP)	21	16	5	23.8%
318	DONEGAL MUTUAL INSURANCE COMPANY	116	73	43	37.1%
51243	EMPLOYERS HOLDINGS, INC.	78	62	16	20.5%
2161	EMPLOYERS MUTUAL CASUALTY COMPANY	4	3	1	25.0%
55579	ENSTAR GROUP LIMITED	12	9	3	25.0%
58455	EVEREST RE GROUP LTD	23	20	3	13.0%
50710	EXXON MOBIL CORPORATION	1	0	1	100.0%
58364	FAIRFAX FINANCIAL HOLDINGS LIMITED	41	27	14	34.1%
52562	FARM BUREAU MUTUAL HOLDING COMPANY	29	25	4	13.8%
FEX01	FEDERAL EXPRESS CORP POB 727	41	36	5	12.2%
FED01	FEDERAL EXPRESS GROUND	6	6	0	0.0%
384	FEDERATED MUTUAL INSURANCE COMPANY	65	49	16	24.6%
FIS01	FOOD INDUSTRY SELF INS FUND OF NM	436	370	66	15.1%
59492	FOSUN INTERNATIONAL HOLDINGS LTD	2	2	0	0.0%
46317	FRANK WINSTON CRUM INSURANCE HOLDINGS	8	6	2	25.0%
FMM01	FREEPORT-MCMORAN CORP	59	48	11	18.6%
50408	GENERAL ELECTRIC COMPANY	2	2	0	0.0%
54044	GROUP ONE THOUSAND ONE, LLC	4	4	0	0.0%
58707	HARTFORD FINANCIAL SERVICES GROUP INC	507	400	107	21.1%
85259	HDI V.A.G.	4	1	3	75.0%
HEA01	HEALTHSOUTH REHAB CORP	25	21	4	16.0%
HON01	HONEYWELL INC, RISK MGMT AB3-D	2	1	1	50.0%
51160	INTACT FINANCIAL CORPORATION	2	2	0	0.0%
12 Quarter Total		12,397	9,711	2,686	21.7%

1st QUARTER CY 2019
New Mexico Workers' Compensation Administration

12 QUARTER LEGAL ACTIVITY REPORT (CONT.)

Carrier ID	Carrier Name	Total	No Legal Activity	Legal Activity	% Legal Activity
ITL01	INTEL CORPORATION	12	12	0	0.0%
55488	JAMES RIVER GROUP HOLDINGS LTD	1	0	1	100.0%
51391	JAMESTOWN HOLDINGS CORP.	1	1	0	0.0%
58711	KEMPER CORPORATION	1	0	1	100.0%
KIE01	KIEWIT CONSTRUCTION GROUP INC	2	1	1	50.0%
51114	LIBERTY MUTUAL HOLDING COMPANY INC.	349	303	46	13.2%
50177	LOEWS CORPORATION	134	102	32	23.9%
LAN01	LOS ALAMOS LABS	44	38	6	13.6%
MAC01	MACYS INC	2	2	0	0.0%
11387	MAINE EMPLOYERS MUTUAL INSURANCE COMPANY	6	6	0	0.0%
58405	MARKEL CORPORATION	52	42	10	19.2%
MTT01	MARRIOTT INTERNATIONAL INC	7	6	1	14.3%
55848	MATTHEW T. MOROUN	2	2	0	0.0%
MCA01	MECH CONTRACTORS ASSOC OF NM	18	15	3	16.7%
59695	MICHAEL KARFUNKEL GRANTOR ANNUITY TRUST	1	1	0	0.0%
52662	MS&AD INSURANCE GROUP HOLDINGS, INC.	3	3	0	0.0%
HCW01	N M HEALTHCARE W C GROUP	43	41	2	4.7%
PSI01	N M PUBLIC SCHOOLS	671	577	94	14.0%
RUR01	N M RURAL ELECTRIC COOP ASSOC	31	28	3	9.7%
SIF01	N M SELF INSURERS FUND	161	143	18	11.2%
2358	NATIONWIDE MUTUAL INSURANCE COMPANY	41	28	13	31.7%
CIA01	NEW MEXICO ASSN. OF COUNTIES	371	257	114	30.7%
HWG01	NEW MEXICO HOSPITAL WORK COMP GROUP	86	77	9	10.5%
11527	NEW MEXICO MUTUAL CASUALTY COMPANY	2,394	1,856	538	22.5%
PCG01	NEW MEXICO PROPERTY & CASUALTY GUARANTY ASSN	1	0	1	100.0%
AGC01	NM BUILDING BRANCH AGC	28	20	8	28.6%
2381	OHIO FARMERS INSURANCE COMPANY	11	3	8	72.7%
58439	OLD REPUBLIC INTERNATIONAL CORPORATION	170	129	41	24.1%
PWC01	PINNACLE WEST CAPITAL CORP	1	1	0	0.0%
PRE01	PRESBYTERIAN HEALTHCARE SERVICES	150	140	10	6.7%
59716	PROSIGHT GLOBAL HOLDINGS LTD	4	4	0	0.0%
12 Quarter Total		12,397	9,711	2,686	21.7%

1st QUARTER CY 2019
 New Mexico Workers' Compensation Administration

12 QUARTER LEGAL ACTIVITY REPORT (CONT.)

Carrier ID	Carrier Name	Total	No Legal Activity	Legal Activity	% Legal Activity
58332	PROTECTIVE INSURANCE CORPORATION	21	13	8	38.1%
85434	QBE INSURANCE GROUP LIMITED	19	15	4	21.1%
58460	RLI CORP	1	0	1	100.0%
RYD01	RYDER SYSTEMS INC	1	1	0	0.0%
SJR01	SAN JUAN REGIONAL MEDICAL CENTER	41	37	4	9.8%
SAN01	SANDIA CORPORATION	43	38	5	11.6%
2466	SENTRY INSURANCE A MUTUAL COMPANY	61	52	9	14.8%
52641	SOMPO HOLDINGS INC	22	19	3	13.6%
55404	STARR INTERNATIONAL COMPANY, INC.	74	45	29	39.2%
2479	STATE FARM MUTUAL AUTOMOBILE INS CO	18	17	1	5.6%
SNM01	STATE OF NEW MEXICO RISK MGMT DIVISION	487	401	86	17.7%
52973	STEVEN MARIANO TRUST	13	10	3	23.1%
STR01	STRIPES TOWN & COUNTRY FOOD STORES INC	4	2	2	50.0%
TAR01	TARGET STORES/DAYTON HUDSON	10	9	1	10.0%
58505	THE HANOVER INSURANCE GROUP, INC.	16	10	6	37.5%
KRO01	THE KROGER CO.	63	50	13	20.6%
58633	TOKIO MARINE HOLDINGS, INC.	139	111	28	20.1%
58470	TRAVELERS COMPANIES, INC.	460	360	100	21.7%
TYS01	TYSON FOODS	1	0	1	100.0%
58496	W. R. BERKLEY CORPORATION	82	59	23	28.0%
3482	WCF MUTUAL INSURANCE COMPANY	5	3	2	40.0%
46966	WESTAIM HIIG LP	2	2	0	0.0%
WES01	WESTERN REFINING	44	25	19	43.2%
50457	ZURICH INSURANCE GROUP LTD	665	478	187	28.1%
12 Quarter Total		12,397	9,711	2,686	21.7%