



State of New Mexico  
**WORKERS' COMPENSATION  
ADMINISTRATION**

**3<sup>rd</sup> QUARTER CY 2024  
INSURER SCORECARD**

**CONTENTS**

SCORECARD PROCESS AND NOTES .....	1
LATE FILING FROI TREND – 12 QTRS: First Report of Injury or Illness .....	2
LATE FILING FROI ITEMIZED: First Report of Injury or Illness – Q3 (CONT.) .....	3
LATE FILING FROI ITEMIZED: First Report of Injury or Illness – Q3 (CONT.) .....	4
LATE FILING FROI ITEMIZED: First Report of Injury or Illness – Q3 (CONT.) .....	5
LATE PAYMENT OF INITIAL BENEFITS TREND – 12 QTRS .....	6
LATE PAYMENT OF INITIAL BENEFITS ITEMIZED – Q3 (CONT.) .....	7
LATE PAYMENT OF INITIAL BENEFITS ITEMIZED – Q3 (CONT.) .....	8
LATE PAYMENT OF INITIAL BENEFITS ITEMIZED – Q3 (CONT.) .....	9
LATE FILING SROI TREND – 12 QTRS: Subsequent Report of Injury.....	10
LATE FILING SROI ITEMIZED – Q3: Subsequent Report of Injury (CONT.) .....	11
LATE FILING SROI ITEMIZED – Q3: Subsequent Report of Injury (CONT.) .....	12
LATE FILING SROI ITEMIZED – Q3: Subsequent Report of Injury (CONT.) .....	13
12 QUARTER LEGAL ACTIVITY REPORT.....	14
12 QUARTER LEGAL ACTIVITY REPORT (CONT.).....	15
12 QUARTER LEGAL ACTIVITY REPORT (CONT.).....	16
12 QUARTER LEGAL ACTIVITY REPORT (CONT.).....	17

**\*\*The New Mexico Workers' Compensation Administration relies on carriers to accurately report their data to the agency. Carrier submissions are subject to computer edits and review by WCA staff. However, the data used in this report remains unaltered by the WCA. As such, data reporting errors can occur and may result in skewed scorecard results.**

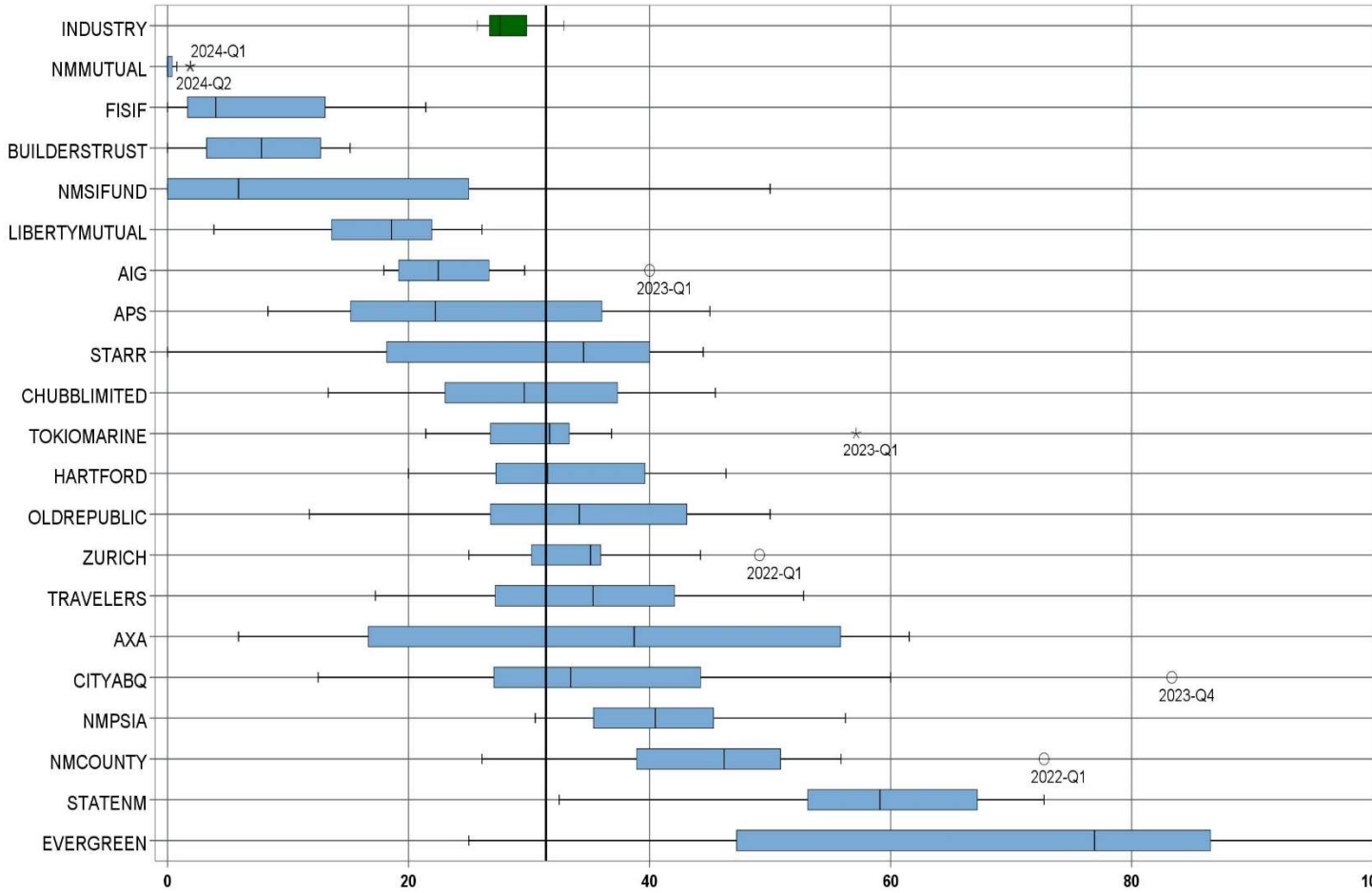
Produced by the Economic Research & Policy Bureau  
Richard Adu-Asamoah, Bureau Chief  
Ruili Yan, Economist

## **SCORECARD PROCESS AND NOTES**

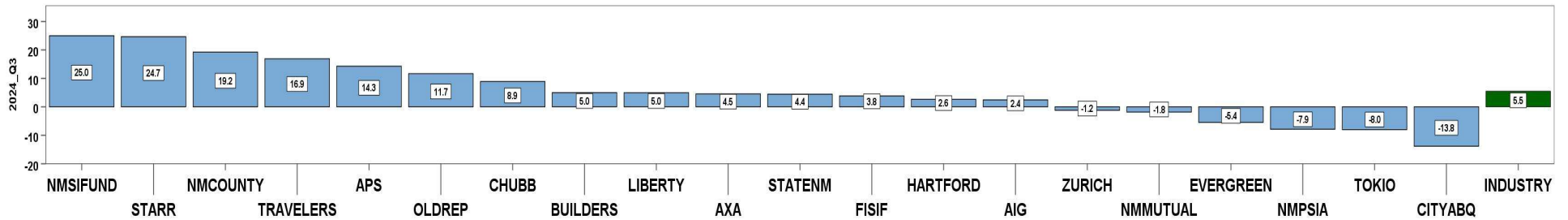
- ❖ Carriers are grouped by the uppermost parent company identified by AM Best Corporation, rather than by the NM WCA-assigned carrier number.
- ❖ The graphical information presented on the first page of each section is based on the 20 carriers and self-insured entities with the highest volume of indemnity SROI reports submitted for the preceding 12 quarters. The selection of carriers by volume of SROIs will automatically “phase-out” carriers that cease to conduct business in New Mexico, and “phase-in” those that increase volume or become active, as needed.
- ❖ Each quarter is presented as a stand-alone quarter that only includes data for that quarter. Additionally, a summary report for the year is prepared alongside Q4 to give carriers an overview of the year.
- ❖ The detailed listing of reporting results is listed alphabetically, rather than by Z-score.

3<sup>rd</sup> QUARTER CY 2024  
New Mexico Workers' Compensation Administration

LATE FILING FROI TREND – 12 QTRS: First Report of Injury or Illness



Q3 CY 2024 Claim Summary		
Carrier Name	No.	% Late
AIG	35	23
APS	14	36
AXA	11	55
BUILDERSTRUST	23	9
CHUBBLIMITED	45	22
CITYABQ	13	46
EVERGREEN	24	25
FISIF	26	4
HARTFORD	35	29
LIBERTYMUTUAL	27	22
NMCOUNTY	34	56
NMMUTUAL	90	0
NMPSIA	31	48
NMSIFUND	6	50
OLDREPUBLIC	20	45
STARR	21	43
STATENM	33	73
TOKIOMARINE	14	21
TRAVELERS	41	34
ZURICH	29	34
<b>Industry Average</b>	<b>736</b>	<b>31.4%</b>



**3<sup>rd</sup> QUARTER CY 2024**  
 New Mexico Workers' Compensation Administration

**LATE FILING FROI ITEMIZED: First Report of Injury or Illness – Q3 (CONT.)**

Carrier ID	Carrier Name	Number of ttd-ptd claims	Number Late	Late Ratio	Expected	Z-Score	Z > 2
ABF01	ABF FREIGHT SYSTEM INC	3	0	0.0%	1		
468	ACUITY A MUTUAL INS COMPANY	3	0	0.0%	1		
55353	ALASKA NATIONAL CORPORATION	2	1	50.0%	1		
APS01	ALBUQUERQUE PUBLIC SCHOOLS	14	5	35.7%	4	0.23	
ALL01	ALLSUP ENTERPRISES INC	1	1	100.0%	0		
58317	AMERICAN FINANCIAL GROUP, INC	2	1	50.0%	1		
58702	AMERICAN INTERNATIONAL GROUP, INC	35	8	22.9%	11	-0.44	
52536	AMERISURE MUTUAL HOLDINGS INC	2	2	100.0%	1		
58459	ARCH CAPITAL GROUP LTD.	8	6	75.0%	3		
58448	ARGO GROUP INTERNATIONAL HOLDINGS, LTD	3	2	66.7%	1		
ABC01	ASSOC BUILDERS & CONTRACTORS	1	1	100.0%	0		
85085	AXA S.A.	11	6	54.5%	3	1.21	
58334	BERKSHIRE HATHAWAY INC	7	2	28.6%	2		
46512	BIC HOLDINGS LLC	1	1	100.0%	0		
60081	BLUE CROSS BLUE SHIELD OF MI MUTUAL INS	5	5	100.0%	2		
BTR01	BUILDERS TRUST	23	2	8.7%	7	-1.18	
85512	CHANDLER INSURANCE COMPANY, LTD.	1	0	0.0%	0		
CHR01	CHRISTUS ST VINCENT HOSPITAL	3	0	0.0%	1		
58303	CHUBB LIMITED	45	10	22.2%	14	-0.48	
259	CHURCH MUTUAL INSURANCE COMPANY	2	1	50.0%	1		
12205	CIMARRON INSURANCE COMPANY	1	0	0.0%	0		
ABQ01	CITY OF ALBUQUERQUE	13	6	46.2%	4	0.77	
CAR01	CITY OF CARLSBAD	1	0	0.0%	0		
FAR01	CITY OF FARMINGTON	2	2	100.0%	1		
44179	COPPERPOINT MUTUAL INSURANCE HOLDING CO	3	2	66.7%	1		
COS01	COSTCO WHOLESALE	1	0	0.0%	0		
11130	DAKOTA TRUCK UNDERWRITERS	1	1	100.0%	0		
DOL01	DOLLAR GENERAL (DOLGEN CORP)	2	0	0.0%	1		
DAC01	DONA ANA COUNTY	2	0	0.0%	1		
51656	ERNEST RADY TRUST	1	0	0.0%	0		
58455	EVEREST RE GROUP LTD	5	1	20.0%	2		
<b>Total</b>		<b>736</b>	<b>231</b>	<b>31.4%</b>			

**3<sup>rd</sup> QUARTER CY 2024**  
 New Mexico Workers' Compensation Administration

**LATE FILING FROI ITEMIZED: First Report of Injury or Illness – Q3 (CONT.)**

Carrier ID	Carrier Name	Number of ttd-ptd claims	Number Late	Late Ratio	Expected	Z-Score	Z > 2
44385	EVERGREEN PARENT, L.P.	24	6	25.0%	8	-0.33	
58364	FAIRFAX FINANCIAL HOLDINGS LIMITED	4	1	25.0%	1		
52562	FARM BUREAU MUTUAL HOLDING COMPANY	4	0	0.0%	1		
FEX01	FEDERAL EXPRESS CORP POB 727	4	0	0.0%	1		
384	FEDERATED MUTUAL INSURANCE COMPANY	3	0	0.0%	1		
FIS01	FOOD INDUSTRY SELF INS FUND OF NM	26	1	3.8%	8	-1.43	
FMM01	FREEPORT-MCMORAN CORP	4	1	25.0%	1		
54044	GROUP ONE THOUSAND ONE, LLC	5	2	40.0%	2		
58707	HARTFORD FINANCIAL SERVICES GROUP INC	35	10	28.6%	11	-0.15	
51160	INTACT FINANCIAL CORPORATION	1	0	0.0%	0		
ITL01	INTEL CORPORATION	1	0	0.0%	0		
51391	JAMESTOWN HOLDINGS CORP.	1	1	100.0%	0		
51114	LIBERTY MUTUAL HOLDING COMPANY INC.	27	6	22.2%	8	-0.48	
50177	LOEWS CORPORATION	10	6	60.0%	3	1.49	
LAN01	LOS ALAMOS LABS	9	2	22.2%	3		
58405	MARKEL CORPORATION	8	5	62.5%	3		
HCW01	N M HEALTHCARE W C GROUP	1	0	0.0%	0		
PSI01	N M PUBLIC SCHOOLS	31	15	48.4%	10	0.89	
RUR01	N M RURAL ELECTRIC COOP ASSOC	1	1	100.0%	0		
SIF01	N M SELF INSURERS FUND	6	3	50.0%	2		
CIA01	NEW MEXICO ASSN. OF COUNTIES	34	19	55.9%	11	1.28	
HWG01	NEW MEXICO HOSPITAL WORK COMP GROUP	7	1	14.3%	2		
11527	NEW MEXICO MUTUAL CASUALTY COMPANY	90	0	0.0%	28	-1.63	
2381	OHIO FARMERS INSURANCE COMPANY	1	1	100.0%	0		
58439	OLD REPUBLIC INTERNATIONAL CORPORATION	20	9	45.0%	6	0.71	
PWC01	PINNACLE WEST CAPITAL CORP	1	0	0.0%	0		
PRE01	PRESBYTERIAN HEALTHCARE SERVICES	2	0	0.0%	1		
58332	PROTECTIVE INSURANCE CORPORATION	1	1	100.0%	0		
85434	QBE INSURANCE GROUP LIMITED	5	3	60.0%	2		
SJR01	SAN JUAN REGIONAL MEDICAL CENTER	2	1	50.0%	1		
SAN01	SANDIA CORPORATION	4	1	25.0%	1		
<b>Total</b>		<b>736</b>	<b>231</b>	<b>31.4%</b>			

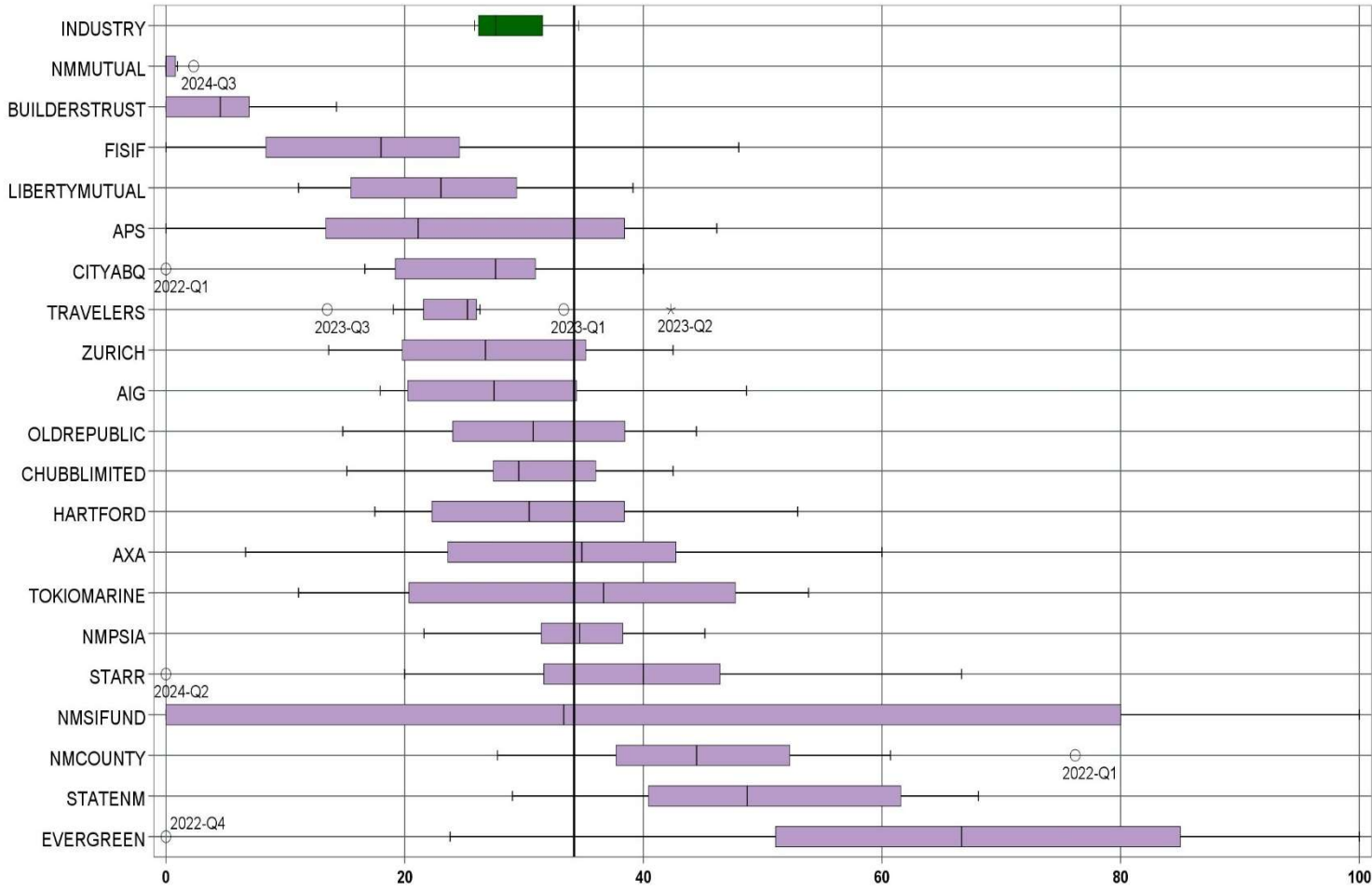
**3<sup>rd</sup> QUARTER CY 2024**  
 New Mexico Workers' Compensation Administration

**LATE FILING FROI ITEMIZED: First Report of Injury or Illness – Q3 (CONT.)**

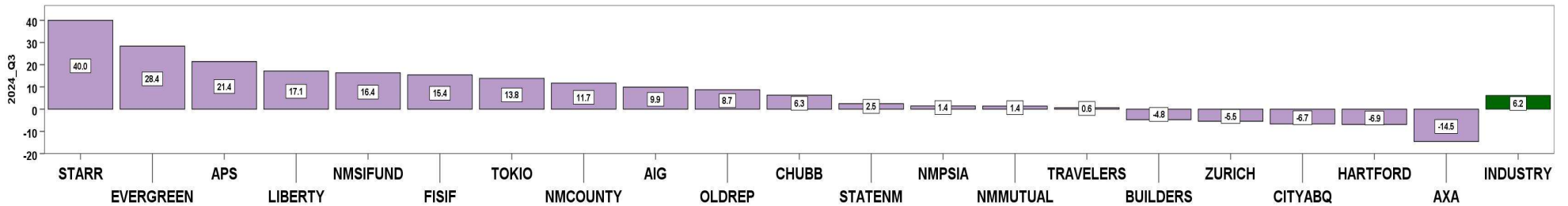
Carrier ID	Carrier Name	Number of ttd-ptd claims	Number Late	Late Ratio	Expected	Z-Score	Z > 2
2466	SENTRY INSURANCE A MUTUAL COMPANY	1	0	0.0%	0		
46834	SERVICE INSURANCE HOLDINGS, INC	5	2	40.0%	2		
52641	SOMPO HOLDINGS INC	3	1	33.3%	1		
55404	STARR INTERNATIONAL COMPANY, INC.	21	9	42.9%	7	0.60	
2479	STATE FARM MUTUAL AUTOMOBILE INS CO	2	2	100.0%	1		
SNM01	STATE OF NEW MEXICO RISK MGMT DIVISION	33	24	72.7%	10	2.15	*****
KRO01	THE KROGER CO.	4	0	0.0%	1		
58633	TOKIO MARINE HOLDINGS, INC.	14	3	21.4%	4	-0.52	
58470	TRAVELERS COMPANIES, INC.	41	14	34.1%	13	0.14	
58496	W. R. BERKLEY CORPORATION	4	2	50.0%	1		
3482	WCF MUTUAL INSURANCE COMPANY	3	2	66.7%	1		
50457	ZURICH INSURANCE GROUP LTD	29	10	34.5%	9	0.16	

<b>Total</b>	<b>736</b>	<b>231</b>	<b>31.4%</b>
--------------	------------	------------	--------------

LATE PAYMENT OF INITIAL BENEFITS TREND – 12 QTRS



Q3 CY 2024 Claim Summary		
Carrier Name	No.	% Late
AIG	31	35
APS	14	43
AXA	11	45
BUILDERSTRUST	15	0
CHUBBLIMITED	43	35
CITYABQ	12	33
EVERGREEN	23	52
FISIF	26	15
HARTFORD	34	24
LIBERTYMUTUAL	26	31
NMCOUNTY	33	55
NMMUTUAL	86	2
NMPSIA	31	45
NMSIFUND	5	80
OLDREPUBLIC	18	44
STARR	20	40
STATENM	32	66
TOKIOMARINE	13	54
TRAVELERS	39	26
ZURICH	27	37
<b>Industry Average</b>	<b>679</b>	<b>34.2%</b>



LATE PAYMENT OF INITIAL BENEFITS ITEMIZED – Q3 (CONT.)

Carrier ID	Carrier Name	Number of ttd-ptd claims	Number Late	Late Ratio	Expected	Z-Score	Z > 2
ABF01	ABF FREIGHT SYSTEM INC	2	1	50.0%	1		
468	ACUITY A MUTUAL INS COMPANY	3	0	0.0%	1		
55353	ALASKA NATIONAL CORPORATION	2	0	0.0%	1		
APS01	ALBUQUERQUE PUBLIC SCHOOLS	14	6	42.9%	5	0.51	
58317	AMERICAN FINANCIAL GROUP, INC	1	1	100.0%	0		
58702	AMERICAN INTERNATIONAL GROUP, INC	31	11	35.5%	11	0.08	
52536	AMERISURE MUTUAL HOLDINGS INC	2	2	100.0%	1		
58459	ARCH CAPITAL GROUP LTD.	8	6	75.0%	3		
58448	ARGO GROUP INTERNATIONAL HOLDINGS, LTD	2	1	50.0%	1		
ABC01	ASSOC BUILDERS & CONTRACTORS	1	1	100.0%	0		
85085	AXA S.A.	11	5	45.5%	4	0.66	
58334	BERKSHIRE HATHAWAY INC	5	2	40.0%	2		
46512	BIC HOLDINGS LLC	1	0	0.0%	0		
60081	BLUE CROSS BLUE SHIELD OF MI MUTUAL INS	5	4	80.0%	2		
BTR01	BUILDERS TRUST	15	0	0.0%	5	-2.00	
85512	CHANDLER INSURANCE COMPANY, LTD.	1	0	0.0%	0		
CHR01	CHRISTUS ST VINCENT HOSPITAL	3	1	33.3%	1		
58303	CHUBB LIMITED	43	15	34.9%	15	0.04	
259	CHURCH MUTUAL INSURANCE COMPANY	2	1	50.0%	1		
ABQ01	CITY OF ALBUQUERQUE	12	4	33.3%	4	-0.05	
CAR01	CITY OF CARLSBAD	1	0	0.0%	0		
FAR01	CITY OF FARMINGTON	2	0	0.0%	1		
44179	COPPERPOINT MUTUAL INSURANCE HOLDING CO	3	1	33.3%	1		
COS01	COSTCO WHOLESALE	1	0	0.0%	0		
11130	DAKOTA TRUCK UNDERWRITERS	1	0	0.0%	0		
DOL01	DOLLAR GENERAL (DOLGEN CORP)	2	1	50.0%	1		
DAC01	DONA ANA COUNTY	2	0	0.0%	1		
51656	ERNEST RADY TRUST	1	1	100.0%	0		
58455	EVEREST RE GROUP LTD	5	3	60.0%	2		
44385	EVERGREEN PARENT, L.P.	23	12	52.2%	8	1.05	
<b>Total</b>		<b>679</b>	<b>232</b>	<b>34.2%</b>			



LATE PAYMENT OF INITIAL BENEFITS ITEMIZED – Q3 (CONT.)

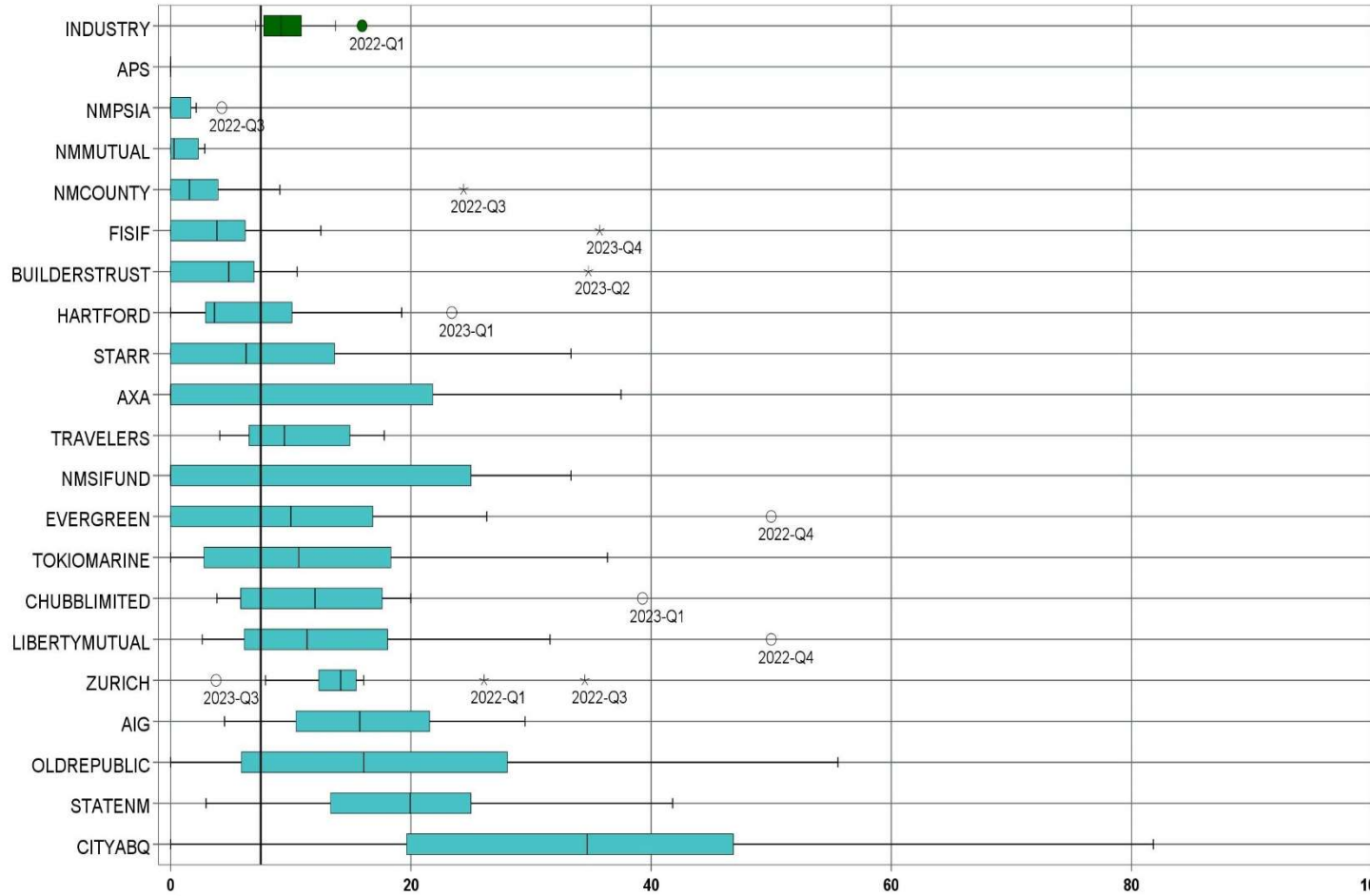
Carrier ID	Carrier Name	Number of ttd-ptd claims	Number Late	Late Ratio	Expected	Z-Score	Z > 2
58364	FAIRFAX FINANCIAL HOLDINGS LIMITED	3	1	33.3%	1		
52562	FARM BUREAU MUTUAL HOLDING COMPANY	4	0	0.0%	1		
FEX01	FEDERAL EXPRESS CORP POB 727	4	3	75.0%	1		
384	FEDERATED MUTUAL INSURANCE COMPANY	3	0	0.0%	1		
FIS01	FOOD INDUSTRY SELF INS FUND OF NM	26	4	15.4%	9	-1.10	
FMM01	FREEPOR-T-MCMORAN CORP	4	1	25.0%	1		
54044	GROUP ONE THOUSAND ONE, LLC	1	0	0.0%	0		
58707	HARTFORD FINANCIAL SERVICES GROUP INC	34	8	23.5%	12	-0.62	
51160	INTACT FINANCIAL CORPORATION	1	0	0.0%	0		
51391	JAMESTOWN HOLDINGS CORP.	1	1	100.0%	0		
51114	LIBERTY MUTUAL HOLDING COMPANY INC.	26	8	30.8%	9	-0.20	
50177	LOEWS CORPORATION	7	6	85.7%	2		
LAN01	LOS ALAMOS LABS	9	1	11.1%	3		
58405	MARKEL CORPORATION	7	3	42.9%	2		
HCW01	N M HEALTHCARE W C GROUP	1	0	0.0%	0		
PSI01	N M PUBLIC SCHOOLS	31	14	45.2%	11	0.64	
RUR01	N M RURAL ELECTRIC COOP ASSOC	1	1	100.0%	0		
SIF01	N M SELF INSURERS FUND	5	4	80.0%	2		
CIA01	NEW MEXICO ASSN. OF COUNTIES	33	18	54.5%	11	1.19	
HWG01	NEW MEXICO HOSPITAL WORK COMP GROUP	7	1	14.3%	2		
11527	NEW MEXICO MUTUAL CASUALTY COMPANY	86	2	2.3%	29	-1.86	
58439	OLD REPUBLIC INTERNATIONAL CORPORATION	18	8	44.4%	6	0.60	
PWC01	PINNACLE WEST CAPITAL CORP	1	0	0.0%	0		
PRE01	PRESBYTERIAN HEALTHCARE SERVICES	2	1	50.0%	1		
58332	PROTECTIVE INSURANCE CORPORATION	1	1	100.0%	0		
85434	QBE INSURANCE GROUP LIMITED	3	1	33.3%	1		
SJR01	SAN JUAN REGIONAL MEDICAL CENTER	2	1	50.0%	1		
SAN01	SANDIA CORPORATION	4	2	50.0%	1		
2466	SENTRY INSURANCE A MUTUAL COMPANY	1	0	0.0%	0		
46834	SERVICE INSURANCE HOLDINGS, INC	5	1	20.0%	2		
<b>Total</b>		<b>679</b>	<b>232</b>	<b>34.2%</b>			

LATE PAYMENT OF INITIAL BENEFITS ITEMIZED – Q3 (CONT.)

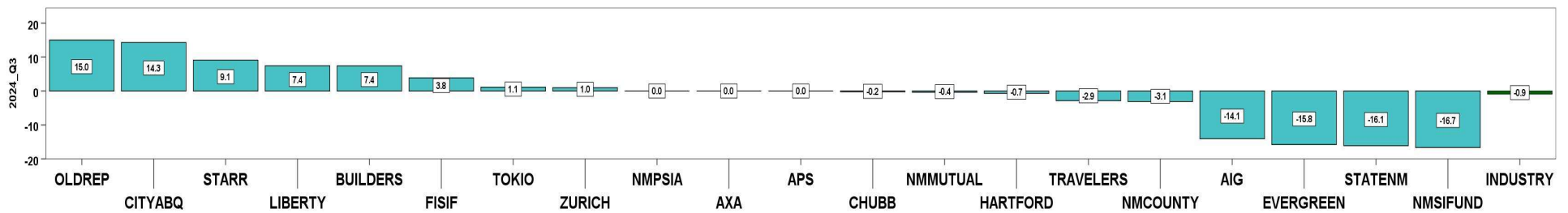
Carrier ID	Carrier Name	Number of ttd-ptd claims	Number Late	Late Ratio	Expected	Z-Score	Z > 2
52641	SOMPO HOLDINGS INC	3	2	66.7%	1		
55404	STARR INTERNATIONAL COMPANY, INC.	20	8	40.0%	7	0.34	
SNM01	STATE OF NEW MEXICO RISK MGMT DIVISION	32	21	65.6%	11	1.84	
KRO01	THE KROGER CO.	4	2	50.0%	1		
58633	TOKIO MARINE HOLDINGS, INC.	13	7	53.8%	4	1.15	
58470	TRAVELERS COMPANIES, INC.	39	10	25.6%	13	-0.50	
58496	W. R. BERKLEY CORPORATION	4	2	50.0%	1		
3482	WCF MUTUAL INSURANCE COMPANY	1	0	0.0%	0		
50457	ZURICH INSURANCE GROUP LTD	27	10	37.0%	9	0.17	
<b>Total</b>		<b>679</b>	<b>232</b>	<b>34.2%</b>			

3<sup>rd</sup> QUARTER CY 2024  
New Mexico Workers' Compensation Administration

LATE FILING SROI TREND – 12 QTRS: Subsequent Report of Injury



Q3 CY 2024 Claim Summary		
Carrier Name	No.	% Late
AIG	37	14
APS	14	0
AXA	11	0
BUILDERSTRUST	27	7
CHUBBLIMITED	53	6
CITYABQ	14	14
EVERGREEN	28	4
FISIF	26	4
HARTFORD	35	3
LIBERTYMUTUAL	48	15
NMCOUNTY	34	0
NMMUTUAL	95	2
NMPSIA	31	0
NMSIFUND	6	17
OLDREPUBLIC	20	15
STARR	22	18
STATENM	34	3
TOKIOMARINE	15	7
TRAVELERS	44	7
ZURICH	34	15
<b>Industry Average</b>	<b>822</b>	<b>7.5%</b>



LATE FILING SROI ITEMIZED – Q3: Subsequent Report of Injury (CONT.)

Carrier ID	Carrier Name	Number of ttd-ptd claims	Number Late	Late Ratio	Expected	Z-Score	Z > 2
ABF01	ABF FREIGHT SYSTEM INC	4	0	0.0%	0		
468	ACUITY A MUTUAL INS COMPANY	3	0	0.0%	0		
55353	ALASKA NATIONAL CORPORATION	2	1	50.0%	0		
APS01	ALBUQUERQUE PUBLIC SCHOOLS	14	0	0.0%	1	-1.22	
ALL01	ALLSUP ENTERPRISES INC	1	1	100.0%	0		
58317	AMERICAN FINANCIAL GROUP, INC	3	0	0.0%	0		
58702	AMERICAN INTERNATIONAL GROUP, INC	37	5	13.5%	3	0.96	
52536	AMERISURE MUTUAL HOLDINGS INC	4	0	0.0%	0		
58459	ARCH CAPITAL GROUP LTD.	10	0	0.0%	1	-1.22	
58448	ARGO GROUP INTERNATIONAL HOLDINGS, LTD	3	2	66.7%	0		
ABC01	ASSOC BUILDERS & CONTRACTORS	1	0	0.0%	0		
85085	AXA S.A.	11	0	0.0%	1	-1.22	
58334	BERKSHIRE HATHAWAY INC	8	5	62.5%	1		
46512	BIC HOLDINGS LLC	1	0	0.0%	0		
60081	BLUE CROSS BLUE SHIELD OF MI MUTUAL INS	5	1	20.0%	0		
BTR01	BUILDERS TRUST	27	2	7.4%	2	-0.02	
85512	CHANDLER INSURANCE COMPANY, LTD.	1	0	0.0%	0		
CHR01	CHRISTUS ST VINCENT HOSPITAL	4	0	0.0%	0		
58303	CHUBB LIMITED	53	3	5.7%	4	-0.30	
259	CHURCH MUTUAL INSURANCE COMPANY	2	0	0.0%	0		
12205	CIMARRON INSURANCE COMPANY	1	0	0.0%	0		
ABQ01	CITY OF ALBUQUERQUE	14	2	14.3%	1	1.09	
CAR01	CITY OF CARLSBAD	1	0	0.0%	0		
FAR01	CITY OF FARMINGTON	2	0	0.0%	0		
44179	COPPERPOINT MUTUAL INSURANCE HOLDING CO	4	0	0.0%	0		
COS01	COSTCO WHOLESALE	1	0	0.0%	0		
11130	DAKOTA TRUCK UNDERWRITERS	1	1	100.0%	0		
DOL01	DOLLAR GENERAL (DOLGEN CORP)	2	0	0.0%	0		
DAC01	DONA ANA COUNTY	2	0	0.0%	0		
51243	EMPLOYERS HOLDINGS, INC.	1	0	0.0%	0		
55579	ENSTAR GROUP LIMITED	3	0	0.0%	0		
<b>Total</b>		<b>822</b>	<b>62</b>	<b>7.5%</b>			

LATE FILING SROI ITEMIZED – Q3: Subsequent Report of Injury (CONT.)

Carrier ID	Carrier Name	Number of ttd-ptd claims	Number Late	Late Ratio	Expected	Z-Score	Z > 2
51656	ERNEST RADY TRUST	1	0	0.0%	0		
58455	EVEREST RE GROUP LTD	5	0	0.0%	0		
44385	EVERGREEN PARENT, L.P.	28	1	3.6%	2	-0.64	
58364	FAIRFAX FINANCIAL HOLDINGS LIMITED	5	1	20.0%	0		
52562	FARM BUREAU MUTUAL HOLDING COMPANY	4	0	0.0%	0		
FEX01	FEDERAL EXPRESS CORP POB 727	4	0	0.0%	0		
FED01	FEDERAL EXPRESS GROUND	1	0	0.0%	0		
384	FEDERATED MUTUAL INSURANCE COMPANY	3	3	100.0%	0		
FIS01	FOOD INDUSTRY SELF INS FUND OF NM	26	1	3.8%	2	-0.60	
FMM01	FREEMPORT-MCMORAN CORP	4	0	0.0%	0		
54044	GROUP ONE THOUSAND ONE, LLC	5	2	40.0%	0		
58707	HARTFORD FINANCIAL SERVICES GROUP INC	35	1	2.9%	3	-0.76	
51160	INTACT FINANCIAL CORPORATION	1	0	0.0%	0		
ITL01	INTEL CORPORATION	1	1	100.0%	0		
51391	JAMESTOWN HOLDINGS CORP.	1	0	0.0%	0		
51114	LIBERTY MUTUAL HOLDING COMPANY INC.	48	7	14.6%	4	1.14	
50177	LOEWS CORPORATION	11	0	0.0%	1	-1.22	
LAN01	LOS ALAMOS LABS	9	0	0.0%	1		
58405	MARKEL CORPORATION	10	0	0.0%	1	-1.22	
HCW01	N M HEALTHCARE W C GROUP	1	0	0.0%	0		
PSI01	N M PUBLIC SCHOOLS	31	0	0.0%	2	-1.22	
RUR01	N M RURAL ELECTRIC COOP ASSOC	2	0	0.0%	0		
SIF01	N M SELF INSURERS FUND	6	1	16.7%	0		
CIA01	NEW MEXICO ASSN. OF COUNTIES	34	0	0.0%	3	-1.22	
HWG01	NEW MEXICO HOSPITAL WORK COMP GROUP	7	0	0.0%	1		
11527	NEW MEXICO MUTUAL CASUALTY COMPANY	95	2	2.1%	7	-0.88	
2381	OHIO FARMERS INSURANCE COMPANY	1	0	0.0%	0		
58439	OLD REPUBLIC INTERNATIONAL CORPORATION	20	3	15.0%	2	1.21	
PWC01	PINNACLE WEST CAPITAL CORP	1	0	0.0%	0		
PRE01	PRESBYTERIAN HEALTHCARE SERVICES	4	0	0.0%	0		
58332	PROTECTIVE INSURANCE CORPORATION	1	0	0.0%	0		
<b>Total</b>		<b>822</b>	<b>62</b>	<b>7.5%</b>			

LATE FILING SROI ITEMIZED – Q3: Subsequent Report of Injury (CONT.)

Carrier ID	Carrier Name	Number of ttd-ptd claims	Number Late	Late Ratio	Expected	Z-Score	Z > 2
85434	QBE INSURANCE GROUP LIMITED	5	2	40.0%	0		
SJR01	SAN JUAN REGIONAL MEDICAL CENTER	2	0	0.0%	0		
SAN01	SANDIA CORPORATION	4	0	0.0%	0		
2466	SENTRY INSURANCE A MUTUAL COMPANY	4	0	0.0%	0		
46834	SERVICE INSURANCE HOLDINGS, INC	5	0	0.0%	0		
52641	SOMPO HOLDINGS INC	3	0	0.0%	0		
55404	STARR INTERNATIONAL COMPANY, INC.	22	4	18.2%	2	1.72	
2479	STATE FARM MUTUAL AUTOMOBILE INS CO	2	0	0.0%	0		
SNM01	STATE OF NEW MEXICO RISK MGMT DIVISION	34	1	2.9%	3	-0.74	
TAR01	TARGET STORES/DAYTON HUDSON	2	0	0.0%	0		
58505	THE HANOVER INSURANCE GROUP, INC.	1	0	0.0%	0		
KRO01	THE KROGER CO.	5	0	0.0%	0		
58633	TOKIO MARINE HOLDINGS, INC.	15	1	6.7%	1	-0.14	
58470	TRAVELERS COMPANIES, INC.	44	3	6.8%	3	-0.12	
58496	W. R. BERKLEY CORPORATION	6	0	0.0%	0		
3482	WCF MUTUAL INSURANCE COMPANY	3	0	0.0%	0		
50457	ZURICH INSURANCE GROUP LTD	34	5	14.7%	3	1.16	

<b>Total</b>		<b>822</b>	<b>62</b>	<b>7.5%</b>			
--------------	--	------------	-----------	-------------	--	--	--

**12 QUARTER LEGAL ACTIVITY REPORT**

Carrier ID	Carrier Name	Total	No Legal Activity	Legal Activity	% Legal Activity
ABF01	ABF FREIGHT SYSTEM INC	19	15	4	21.1%
H2001	ABQ/BERNCO WATER UTILITY AUTHORITY	9	6	3	33.3%
468	ACUITY A MUTUAL INS COMPANY	34	27	7	20.6%
55353	ALASKA NATIONAL CORPORATION	8	8	0	0.0%
APS01	ALBUQUERQUE PUBLIC SCHOOLS	219	201	18	8.2%
85449	ALLIANZ SE	1	1	0	0.0%
ALL01	ALLSUP ENTERPRISES INC	1	0	1	100.0%
58317	AMERICAN FINANCIAL GROUP, INC	14	9	5	35.7%
58702	AMERICAN INTERNATIONAL GROUP, INC	661	504	157	23.8%
6087	AMERICAN NATIONAL INSURANCE COMPANY	5	4	1	20.0%
52536	AMERISURE MUTUAL HOLDINGS INC	29	25	4	13.8%
58459	ARCH CAPITAL GROUP LTD.	139	113	26	18.7%
ASF01	ARCHDIOCESE OF SANTA FE	6	4	2	33.3%
58448	ARGO GROUP INTERNATIONAL HOLDINGS, LTD	73	56	17	23.3%
ABC01	ASSOC BUILDERS & CONTRACTORS	19	16	3	15.8%
51156	ASSURANT INC	1	1	0	0.0%
85085	AXA S.A.	149	123	26	17.4%
BAS01	BASHA'S INC	3	3	0	0.0%
58334	BERKSHIRE HATHAWAY INC	130	100	30	23.1%
46512	BIC HOLDINGS LLC	17	16	1	5.9%
60081	BLUE CROSS BLUE SHIELD OF MI MUTUAL INS	73	55	18	24.7%
BTR01	BUILDERS TRUST	398	331	67	16.8%
2081	CENTRAL MUTUAL INSURANCE COMPANY	3	3	0	0.0%
85512	CHANDLER INSURANCE COMPANY, LTD.	36	24	12	33.3%
CHE01	CHEVRON USA	2	2	0	0.0%
46331	CHINA MINSHENG INVESTMENT GROUP CORP LTD	8	6	2	25.0%
CHR01	CHRISTUS ST VINCENT HOSPITAL	54	50	4	7.4%
58303	CHUBB LIMITED	747	585	162	21.7%
259	CHURCH MUTUAL INSURANCE COMPANY	20	15	5	25.0%
12205	CIMARRON INSURANCE COMPANY	14	7	7	50.0%
58704	CINCINNATI FINANCIAL CORPORATION	18	13	5	27.8%
<b>12 Quarter Total</b>		<b>11,554</b>	<b>9,504</b>	<b>2,050</b>	<b>17.7%</b>

**12 QUARTER LEGAL ACTIVITY REPORT (CONT.)**

Carrier ID	Carrier Name	Total	No Legal Activity	Legal Activity	% Legal Activity
ABQ01	CITY OF ALBUQUERQUE	186	152	34	18.3%
CAR01	CITY OF CARLSBAD	24	20	4	16.7%
FAR01	CITY OF FARMINGTON	40	32	8	20.0%
CLC01	CITY OF LAS CRUCES	34	26	8	23.5%
CSF01	CITY OF SANTA FE	28	23	5	17.9%
3633	COLUMBIA MUTUAL INSURANCE COMPANY	3	3	0	0.0%
44179	COPPERPOINT MUTUAL INSURANCE HOLDING CO	50	40	10	20.0%
COS01	COSTCO WHOLESALE	29	23	6	20.7%
11130	DAKOTA TRUCK UNDERWRITERS	4	4	0	0.0%
DOL01	DOLLAR GENERAL (DOLGEN CORP)	14	12	2	14.3%
DAC01	DONA ANA COUNTY	2	2	0	0.0%
318	DONEGAL MUTUAL INSURANCE COMPANY	31	19	12	38.7%
51243	EMPLOYERS HOLDINGS, INC.	52	43	9	17.3%
2161	EMPLOYERS MUTUAL CASUALTY COMPANY	1	0	1	100.0%
55579	ENSTAR GROUP LIMITED	59	45	14	23.7%
51656	ERNEST RADY TRUST	8	6	2	25.0%
58455	EVEREST RE GROUP LTD	64	51	13	20.3%
44385	EVERGREEN PARENT, L.P.	183	160	23	12.6%
50710	EXXON MOBIL CORPORATION	4	4	0	0.0%
58364	FAIRFAX FINANCIAL HOLDINGS LIMITED	81	57	24	29.6%
52562	FARM BUREAU MUTUAL HOLDING COMPANY	7	7	0	0.0%
FEX01	FEDERAL EXPRESS CORP POB 727	46	41	5	10.9%
FED01	FEDERAL EXPRESS GROUND	19	16	3	15.8%
384	FEDERATED MUTUAL INSURANCE COMPANY	47	40	7	14.9%
FIS01	FOOD INDUSTRY SELF INS FUND OF NM	268	239	29	10.8%
59492	FOSUN INTERNATIONAL HOLDINGS LTD	1	0	1	100.0%
FMM01	FREEPORT-MCMORAN CORP	26	24	2	7.7%
50408	GENERAL ELECTRIC COMPANY	2	2	0	0.0%
46846	GOOSE CREEK CAPITAL INC	1	1	0	0.0%
51888	GRAY & COMPANY, INC.	1	1	0	0.0%
GRO01	GROENDYKE TRANSPORT	1	1	0	0.0%
<b>12 Quarter Total</b>		<b>11,554</b>	<b>9,504</b>	<b>2,050</b>	<b>17.7%</b>



**3<sup>rd</sup> QUARTER CY 2024**  
 New Mexico Workers' Compensation Administration

**12 QUARTER LEGAL ACTIVITY REPORT (CONT.)**

Carrier ID	Carrier Name	Total	No Legal Activity	Legal Activity	% Legal Activity
54044	GROUP ONE THOUSAND ONE, LLC	17	16	1	5.9%
44975	GUIDEONE MUTUAL HOLDING COMPANY	2	2	0	0.0%
58707	HARTFORD FINANCIAL SERVICES GROUP INC	400	325	75	18.8%
85259	HDI V.A.G.	1	0	1	100.0%
HEA01	HEALTHSOUTH REHAB CORP	1	1	0	0.0%
51160	INTACT FINANCIAL CORPORATION	4	4	0	0.0%
ITL01	INTEL CORPORATION	26	24	2	7.7%
51391	JAMESTOWN HOLDINGS CORP.	6	5	1	16.7%
KIE01	KIEWIT CONSTRUCTION GROUP INC	1	1	0	0.0%
51114	LIBERTY MUTUAL HOLDING COMPANY INC.	469	394	75	16.0%
50177	LOEWS CORPORATION	140	112	28	20.0%
LAN01	LOS ALAMOS LABS	76	62	14	18.4%
MAC01	MACYS INC	2	2	0	0.0%
11387	MAINE EMPLOYERS MUTUAL INSURANCE COMPANY	4	4	0	0.0%
58405	MARKEL CORPORATION	77	68	9	11.7%
MCA01	MECH CONTRACTORS ASSOC OF NM	10	9	1	10.0%
02327	MIDWEST FAMILY MUTUAL INSURANCE CO	2	2	0	0.0%
HCW01	N M HEALTHCARE W C GROUP	16	16	0	0.0%
PSI01	N M PUBLIC SCHOOLS	576	517	59	10.2%
RUR01	N M RURAL ELECTRIC COOP ASSOC	23	21	2	8.7%
SIF01	N M SELF INSURERS FUND	176	155	21	11.9%
2358	NATIONWIDE MUTUAL INSURANCE COMPANY	28	22	6	21.4%
CIA01	NEW MEXICO ASSN. OF COUNTIES	332	290	42	12.7%
HWG01	NEW MEXICO HOSPITAL WORK COMP GROUP	56	50	6	10.7%
11527	NEW MEXICO MUTUAL CASUALTY COMPANY	1,796	1,428	368	20.5%
AGC01	NM BUILDING BRANCH AGC	9	8	1	11.1%
2381	OHIO FARMERS INSURANCE COMPANY	21	20	1	4.8%
58439	OLD REPUBLIC INTERNATIONAL CORPORATION	237	202	35	14.8%
320	PHARMACISTS MUTUAL INSURANCE COMPANY	1	1	0	0.0%
PWC01	PINNACLE WEST CAPITAL CORP	11	11	0	0.0%
PRE01	PRESBYTERIAN HEALTHCARE SERVICES	109	104	5	4.6%
<b>12 Quarter Total</b>		<b>11,554</b>	<b>9,504</b>	<b>2,050</b>	<b>17.7%</b>

12 QUARTER LEGAL ACTIVITY REPORT (CONT.)

Carrier ID	Carrier Name	Total	No Legal Activity	Legal Activity	% Legal Activity
59716	PROSIGHT GLOBAL HOLDINGS LTD	3	3	0	0.0%
58332	PROTECTIVE INSURANCE CORPORATION	40	29	11	27.5%
85434	QBE INSURANCE GROUP LIMITED	49	38	11	22.4%
RYD01	RYDER SYSTEMS INC	3	2	1	33.3%
SJR01	SAN JUAN REGIONAL MEDICAL CENTER	44	41	3	6.8%
SAN01	SANDIA CORPORATION	31	30	1	3.2%
58466	SELECTIVE INSURANCE GROUP INC	14	12	2	14.3%
2466	SENTRY INSURANCE A MUTUAL COMPANY	84	74	10	11.9%
46834	SERVICE INSURANCE HOLDINGS, INC	33	31	2	6.1%
01929	SFM MUTUAL INSURANCE COMPANY	1	1	0	0.0%
52641	SOMPO HOLDINGS INC	13	12	1	7.7%
55404	STARR INTERNATIONAL COMPANY, INC.	177	149	28	15.8%
2479	STATE FARM MUTUAL AUTOMOBILE INS CO	29	19	10	34.5%
SNM01	STATE OF NEW MEXICO RISK MGMT DIVISION	576	477	99	17.2%
33806	SUNZ HOLDINGS LLC	3	3	0	0.0%
TAR01	TARGET STORES/DAYTON HUDSON	16	14	2	12.5%
58505	THE HANOVER INSURANCE GROUP, INC.	21	13	8	38.1%
KRO01	THE KROGER CO.	47	42	5	10.6%
58633	TOKIO MARINE HOLDINGS, INC.	221	191	30	13.6%
58470	TRAVELERS COMPANIES, INC.	529	443	86	16.3%
44768	TREAN INSURANCE GROUP, INC	3	3	0	0.0%
58496	W. R. BERKLEY CORPORATION	146	100	46	31.5%
3482	WCF MUTUAL INSURANCE COMPANY	15	10	5	33.3%
46966	WESTAIM HIIG LP	12	8	4	33.3%
WES01	WESTERN REFINING	1	0	1	100.0%
50457	ZURICH INSURANCE GROUP LTD	588	466	122	20.7%
<b>12 Quarter Total</b>		<b>11,554</b>	<b>9,504</b>	<b>2,050</b>	<b>17.7%</b>