



State of New Mexico
**WORKERS' COMPENSATION
ADMINISTRATION**

**2nd QUARTER CY 2024
INSURER SCORECARD**

CONTENTS

SCORECARD PROCESS AND NOTES	1
LATE FILING FROI TREND – 12 QTRS: First Report of Injury or Illness	2
LATE FILING FROI ITEMIZED: First Report of Injury or Illness – Q2 (CONT.)	3
LATE FILING FROI ITEMIZED: First Report of Injury or Illness – Q2 (CONT.)	4
LATE FILING FROI ITEMIZED: First Report of Injury or Illness – Q2 (CONT.)	5
LATE PAYMENT OF INITIAL BENEFITS TREND – 12 QTRS	6
LATE PAYMENT OF INITIAL BENEFITS ITEMIZED – Q2 (CONT.)	7
LATE PAYMENT OF INITIAL BENEFITS ITEMIZED – Q2 (CONT.)	8
LATE PAYMENT OF INITIAL BENEFITS ITEMIZED – Q2 (CONT.)	9
LATE FILING SROI TREND – 12 QTRS: Subsequent Report of Injury.....	10
LATE FILING SROI ITEMIZED – Q2: Subsequent Report of Injury (CONT.)	11
LATE FILING SROI ITEMIZED – Q2: Subsequent Report of Injury (CONT.)	12
LATE FILING SROI ITEMIZED – Q2: Subsequent Report of Injury (CONT.)	13
12 QUARTER LEGAL ACTIVITY REPORT.....	14
12 QUARTER LEGAL ACTIVITY REPORT (CONT.).....	15
12 QUARTER LEGAL ACTIVITY REPORT (CONT.).....	16
12 QUARTER LEGAL ACTIVITY REPORT (CONT.).....	17

****The New Mexico Workers' Compensation Administration relies on carriers to accurately report their data to the agency. Carrier submissions are subject to computer edits and review by WCA staff. However, the data used in this report remains unaltered by the WCA. As such, data reporting errors can occur and may result in skewed scorecard results.**

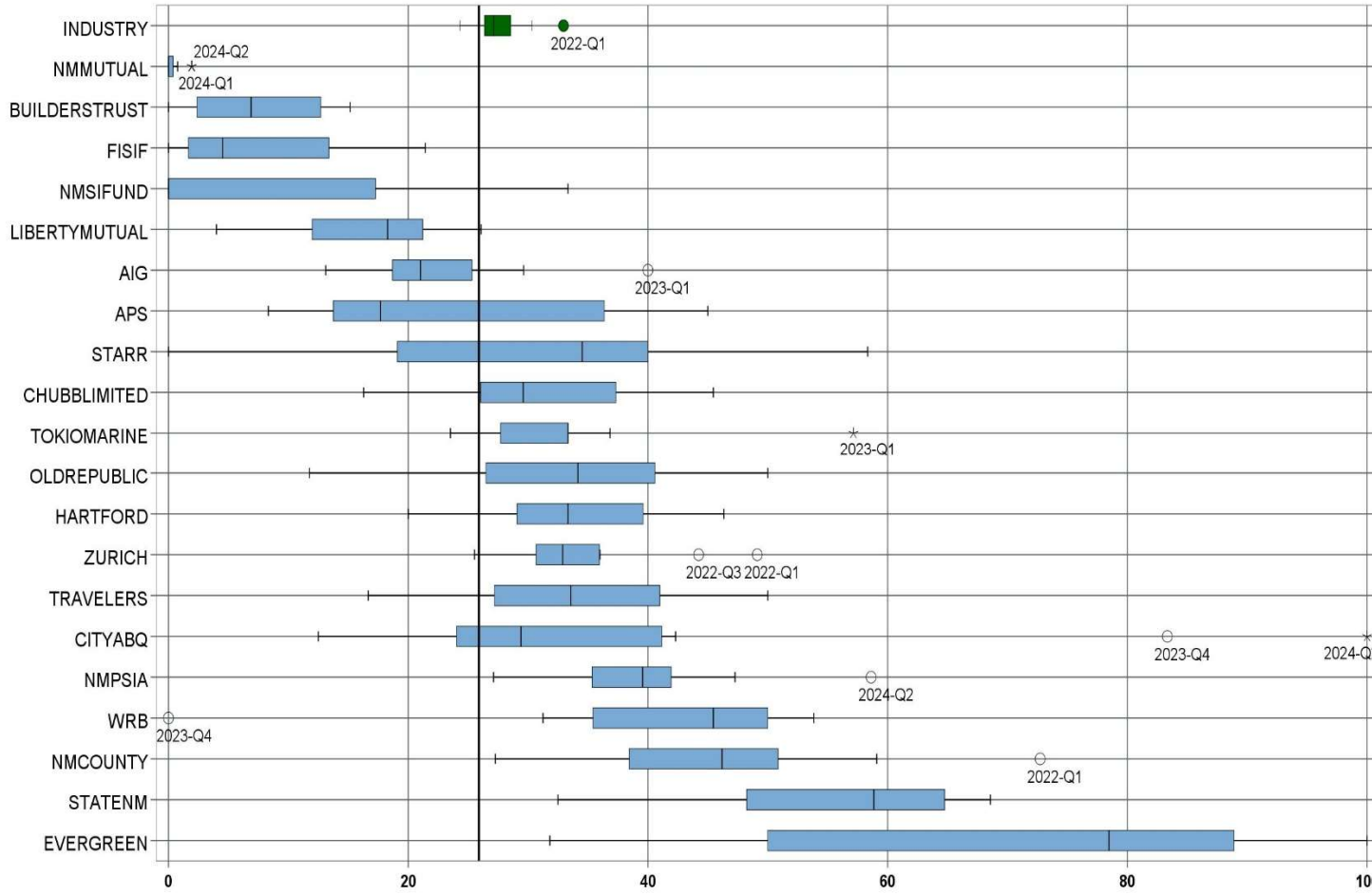
Produced by the Economic Research & Policy Bureau
Richard Adu-Asamoah, Bureau Chief
Ruili Yan, Economist

SCORECARD PROCESS AND NOTES

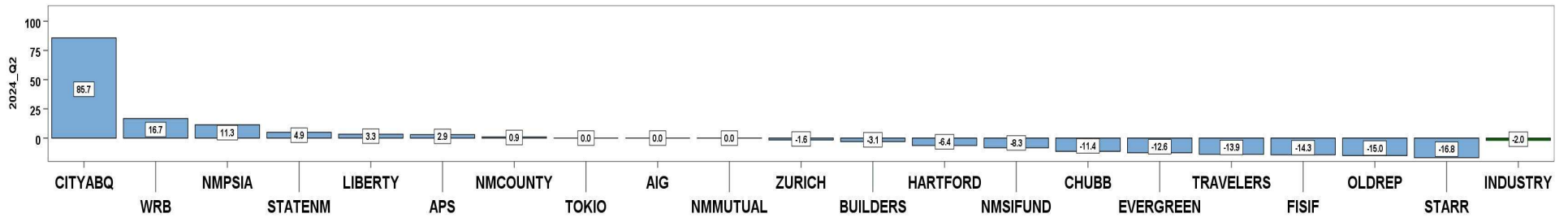
- ❖ Carriers are grouped by the uppermost parent company identified by AM Best Corporation, rather than by the NM WCA-assigned carrier number.
- ❖ The graphical information presented on the first page of each section is based on the 20 carriers and self-insured entities with the highest volume of indemnity SROI reports submitted for the preceding 12 quarters. The selection of carriers by volume of SROIs will automatically “phase-out” carriers that cease to conduct business in New Mexico, and “phase-in” those that increase volume or become active, as needed.
- ❖ Each quarter is presented as a stand-alone quarter that only includes data for that quarter. Additionally, a summary report for the year is prepared alongside Q4 to give carriers an overview of the year.
- ❖ The detailed listing of reporting results is listed alphabetically, rather than by Z-score.

2nd QUARTER CY 2024
New Mexico Workers' Compensation Administration

LATE FILING FROI TREND – 12 QTRS: First Report of Injury or Illness



Q2 CY 2024 Claim Summary		
Carrier Name	No.	% Late
AIG	42	19
APS	13	15
BUILDERSTRUST	26	4
CHUBBLIMITED	43	16
CITYABQ	3	100
EVERGREEN	22	32
FISIF	12	0
HARTFORD	26	27
LIBERTYMUTUAL	22	14
NMCOUNTY	28	36
NMMUTUAL	104	2
NMPSIA	29	59
NMSIFUND	12	25
OLDREPUBLIC	12	25
STARR	10	20
STATENM	41	68
TOKIOMARINE	15	33
TRAVELERS	24	17
WRB	6	50
ZURICH	41	32
Industry Average	683	25.9%



LATE FILING FROI ITEMIZED: First Report of Injury or Illness – Q2 (CONT.)

Carrier ID	Carrier Name	Number of ttd-ptd claims	Number Late	Late Ratio	Expected	Z-Score	Z > 2
468	ACUITY A MUTUAL INS COMPANY	2	2	100.0%	1		
55353	ALASKA NATIONAL CORPORATION	3	1	33.3%	1		
APS01	ALBUQUERQUE PUBLIC SCHOOLS	13	2	15.4%	3	-0.60	
58317	AMERICAN FINANCIAL GROUP, INC	2	1	50.0%	1		
58702	AMERICAN INTERNATIONAL GROUP, INC	42	8	19.0%	11	-0.39	
6087	AMERICAN NATIONAL INSURANCE COMPANY	2	0	0.0%	1		
52536	AMERISURE MUTUAL HOLDINGS INC	1	1	100.0%	0		
58459	ARCH CAPITAL GROUP LTD.	3	1	33.3%	1		
58448	ARGO GROUP INTERNATIONAL HOLDINGS, LTD	6	3	50.0%	2		
ABC01	ASSOC BUILDERS & CONTRACTORS	1	0	0.0%	0		
85085	AXA S.A.	10	5	50.0%	3	1.36	
BAS01	BASHA'S INC	1	0	0.0%	0		
58334	BERKSHIRE HATHAWAY INC	4	1	25.0%	1		
46512	BIC HOLDINGS LLC	1	0	0.0%	0		
60081	BLUE CROSS BLUE SHIELD OF MI MUTUAL INS	4	0	0.0%	1		
BTR01	BUILDERS TRUST	26	1	3.8%	7	-1.25	
85512	CHANDLER INSURANCE COMPANY, LTD.	2	0	0.0%	1		
46331	CHINA MINSHENG INVESTMENT GROUP CORP LTD	1	0	0.0%	0		
CHR01	CHRISTUS ST VINCENT HOSPITAL	8	1	12.5%	2		
58303	CHUBB LIMITED	43	7	16.3%	11	-0.55	
ABQ01	CITY OF ALBUQUERQUE	3	3	100.0%	1		
CAR01	CITY OF CARLSBAD	1	1	100.0%	0		
FAR01	CITY OF FARMINGTON	2	1	50.0%	1		
CSF01	CITY OF SANTA FE	1	0	0.0%	0		
44179	COPPERPOINT MUTUAL INSURANCE HOLDING CO	5	2	40.0%	1		
COS01	COSTCO WHOLESALE	2	0	0.0%	1		
11130	DAKOTA TRUCK UNDERWRITERS	1	1	100.0%	0		
318	DONEGAL MUTUAL INSURANCE COMPANY	2	0	0.0%	1		
51243	EMPLOYERS HOLDINGS, INC.	5	4	80.0%	1		
58455	EVEREST RE GROUP LTD	4	0	0.0%	1		
44385	EVERGREEN PARENT, L.P.	22	7	31.8%	6	0.33	
Total		683	177	25.9%			

2nd QUARTER CY 2024
 New Mexico Workers' Compensation Administration

LATE FILING FROI ITEMIZED: First Report of Injury or Illness – Q2 (CONT.)

Carrier ID	Carrier Name	Number of ttd-ptd claims	Number Late	Late Ratio	Expected	Z-Score	Z > 2
58364	FAIRFAX FINANCIAL HOLDINGS LIMITED	5	2	40.0%	1		
FEX01	FEDERAL EXPRESS CORP POB 727	1	0	0.0%	0		
FED01	FEDERAL EXPRESS GROUND	1	0	0.0%	0		
384	FEDERATED MUTUAL INSURANCE COMPANY	2	2	100.0%	1		
FIS01	FOOD INDUSTRY SELF INS FUND OF NM	12	0	0.0%	3	-1.47	
FMM01	FREEPOR-T-MCMORAN CORP	2	1	50.0%	1		
58707	HARTFORD FINANCIAL SERVICES GROUP INC	26	7	26.9%	7	0.06	
51160	INTACT FINANCIAL CORPORATION	1	0	0.0%	0		
ITL01	INTEL CORPORATION	4	0	0.0%	1		
51114	LIBERTY MUTUAL HOLDING COMPANY INC.	22	3	13.6%	6	-0.69	
50177	LOEWS CORPORATION	13	3	23.1%	3	-0.16	
LAN01	LOS ALAMOS LABS	5	3	60.0%	1		
58405	MARKEL CORPORATION	5	1	20.0%	1		
MCA01	MECH CONTRACTORS ASSOC OF NM	1	1	100.0%	0		
PSI01	N M PUBLIC SCHOOLS	29	17	58.6%	8	1.85	
RUR01	N M RURAL ELECTRIC COOP ASSOC	2	1	50.0%	1		
SIF01	N M SELF INSURERS FUND	12	3	25.0%	3	-0.05	
2358	NATIONWIDE MUTUAL INSURANCE COMPANY	1	1	100.0%	0		
CIA01	NEW MEXICO ASSN. OF COUNTIES	28	10	35.7%	7	0.55	
HWG01	NEW MEXICO HOSPITAL WORK COMP GROUP	5	1	20.0%	1		
11527	NEW MEXICO MUTUAL CASUALTY COMPANY	104	2	1.9%	27	-1.36	
2381	OHIO FARMERS INSURANCE COMPANY	2	0	0.0%	1		
58439	OLD REPUBLIC INTERNATIONAL CORPORATION	12	3	25.0%	3	-0.05	
PWC01	PINNACLE WEST CAPITAL CORP	1	0	0.0%	0		
PRE01	PRESBYTERIAN HEALTHCARE SERVICES	4	0	0.0%	1		
59716	PROSIGHT GLOBAL HOLDINGS LTD	1	1	100.0%	0		
58332	PROTECTIVE INSURANCE CORPORATION	3	3	100.0%	1		
85434	QBE INSURANCE GROUP LIMITED	3	1	33.3%	1		
SJR01	SAN JUAN REGIONAL MEDICAL CENTER	3	0	0.0%	1		
SAN01	SANDIA CORPORATION	1	0	0.0%	0		
58466	SELECTIVE INSURANCE GROUP INC	1	0	0.0%	0		
Total		683	177	25.9%			

2nd QUARTER CY 2024
 New Mexico Workers' Compensation Administration

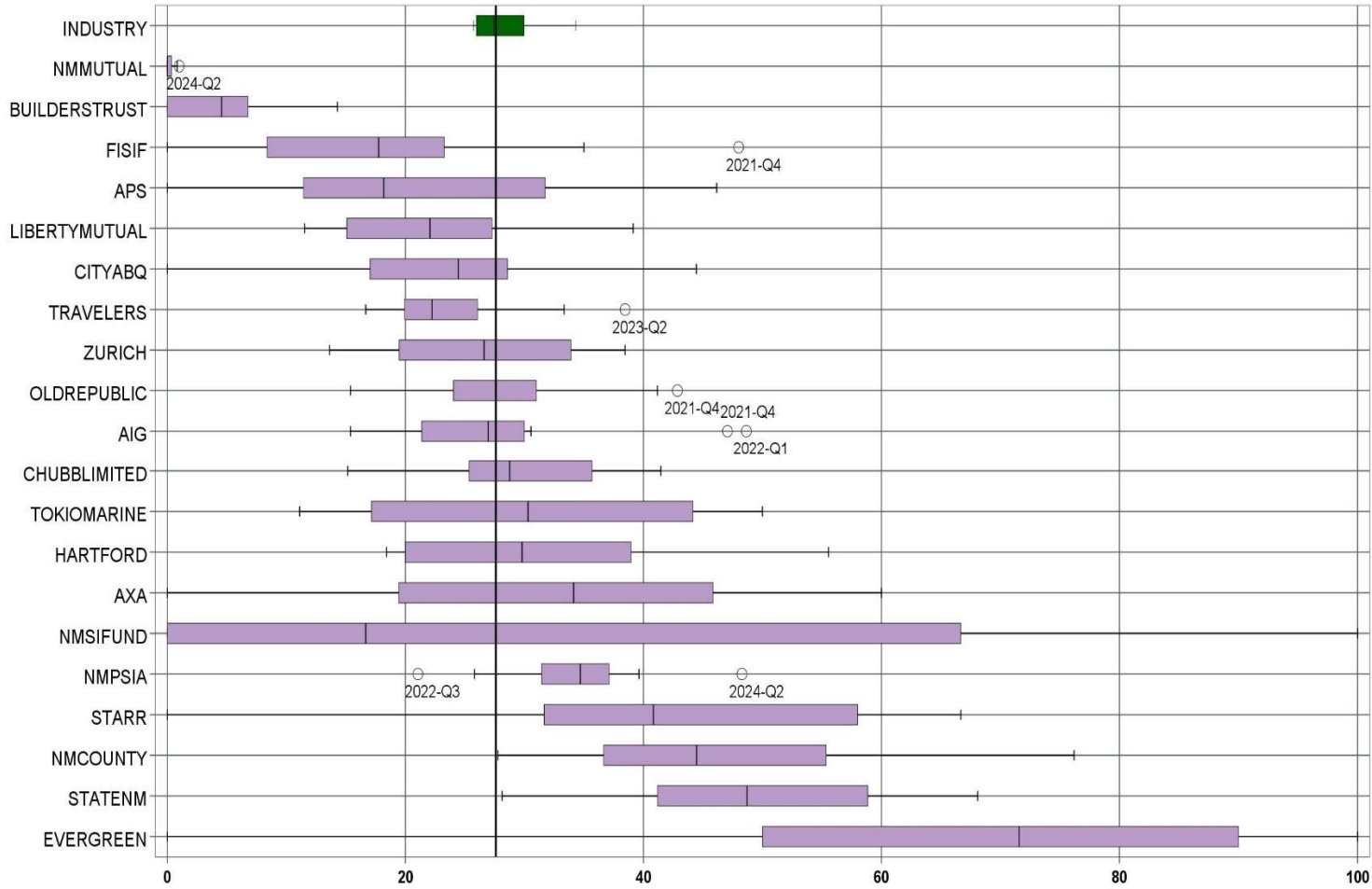
LATE FILING FROI ITEMIZED: First Report of Injury or Illness – Q2 (CONT.)

Carrier ID	Carrier Name	Number of ttd-ptd claims	Number Late	Late Ratio	Expected	Z-Score	Z > 2
2466	SENTRY INSURANCE A MUTUAL COMPANY	2	0	0.0%	1		
46834	SERVICE INSURANCE HOLDINGS, INC	2	2	100.0%	1		
55404	STARR INTERNATIONAL COMPANY, INC.	10	2	20.0%	3	-0.33	
2479	STATE FARM MUTUAL AUTOMOBILE INS CO	1	0	0.0%	0		
SNM01	STATE OF NEW MEXICO RISK MGMT DIVISION	41	28	68.3%	11	2.40	*****
KRO01	THE KROGER CO.	1	0	0.0%	0		
58633	TOKIO MARINE HOLDINGS, INC.	15	5	33.3%	4	0.42	
58470	TRAVELERS COMPANIES, INC.	24	4	16.7%	6	-0.52	
44768	TREAN INSURANCE GROUP, INC	3	1	33.3%	1		
58496	W. R. BERKLEY CORPORATION	6	3	50.0%	2		
3482	WCF MUTUAL INSURANCE COMPANY	1	0	0.0%	0		
46966	WESTAIM HIIG LP	1	0	0.0%	0		
50457	ZURICH INSURANCE GROUP LTD	41	13	31.7%	11	0.33	

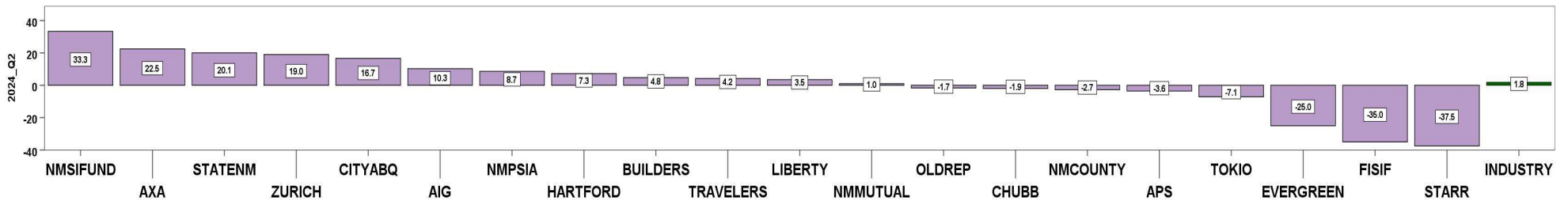
Total	683	177	25.9%
--------------	------------	------------	--------------

2nd QUARTER CY 2024
New Mexico Workers' Compensation Administration

LATE PAYMENT OF INITIAL BENEFITS TREND – 12 QTRS



Q2 CY 2024 Claim Summary		
Carrier Name	No.	% Late
AIG	39	26
APS	13	23
AXA	10	60
BUILDERSTRUST	21	5
CHUBBLIMITED	41	24
CITYABQ	3	33
EVERGREEN	20	25
FISIF	12	0
HARTFORD	22	27
LIBERTYMUTUAL	20	15
NMCOUNTY	27	41
NMMUTUAL	101	1
NMPSIA	29	48
NMSIFUND	12	67
OLDREPUBLIC	12	25
STARR	9	0
STATENM	39	62
TOKIOMARINE	14	43
TRAVELERS	24	21
ZURICH	39	38
Industry Average	642	27.6%



LATE PAYMENT OF INITIAL BENEFITS ITEMIZED – Q2 (CONT.)

Carrier ID	Carrier Name	Number of ttd-ptd claims	Number Late	Late Ratio	Expected	Z-Score	Z > 2
468	ACUITY A MUTUAL INS COMPANY	2	1	50.0%	1		
55353	ALASKA NATIONAL CORPORATION	3	1	33.3%	1		
APS01	ALBUQUERQUE PUBLIC SCHOOLS	13	3	23.1%	4	-0.23	
58317	AMERICAN FINANCIAL GROUP, INC	2	1	50.0%	1		
58702	AMERICAN INTERNATIONAL GROUP, INC	39	10	25.6%	11	-0.10	
6087	AMERICAN NATIONAL INSURANCE COMPANY	2	0	0.0%	1		
52536	AMERISURE MUTUAL HOLDINGS INC	1	1	100.0%	0		
58459	ARCH CAPITAL GROUP LTD.	2	0	0.0%	1		
58448	ARGO GROUP INTERNATIONAL HOLDINGS, LTD	4	0	0.0%	1		
ABC01	ASSOC BUILDERS & CONTRACTORS	1	0	0.0%	0		
85085	AXA S.A.	10	6	60.0%	3	1.63	
BAS01	BASHA'S INC	1	1	100.0%	0		
58334	BERKSHIRE HATHAWAY INC	4	2	50.0%	1		
46512	BIC HOLDINGS LLC	1	0	0.0%	0		
60081	BLUE CROSS BLUE SHIELD OF MI MUTUAL INS	4	3	75.0%	1		
BTR01	BUILDERS TRUST	21	1	4.8%	6	-1.14	
85512	CHANDLER INSURANCE COMPANY, LTD.	2	1	50.0%	1		
CHR01	CHRISTUS ST VINCENT HOSPITAL	8	0	0.0%	2		
58303	CHUBB LIMITED	41	10	24.4%	11	-0.16	
ABQ01	CITY OF ALBUQUERQUE	3	1	33.3%	1		
CAR01	CITY OF CARLSBAD	1	0	0.0%	0		
FAR01	CITY OF FARMINGTON	2	1	50.0%	1		
CSF01	CITY OF SANTA FE	1	0	0.0%	0		
44179	COPPERPOINT MUTUAL INSURANCE HOLDING CO	5	0	0.0%	1		
COS01	COSTCO WHOLESALE	2	0	0.0%	1		
11130	DAKOTA TRUCK UNDERWRITERS	1	0	0.0%	0		
318	DONEGAL MUTUAL INSURANCE COMPANY	2	2	100.0%	1		
51243	EMPLOYERS HOLDINGS, INC.	3	2	66.7%	1		
58455	EVEREST RE GROUP LTD	4	0	0.0%	1		
44385	EVERGREEN PARENT, L.P.	20	5	25.0%	6	-0.13	
Total		642	177	27.6%			

LATE PAYMENT OF INITIAL BENEFITS ITEMIZED – Q2 (CONT.)

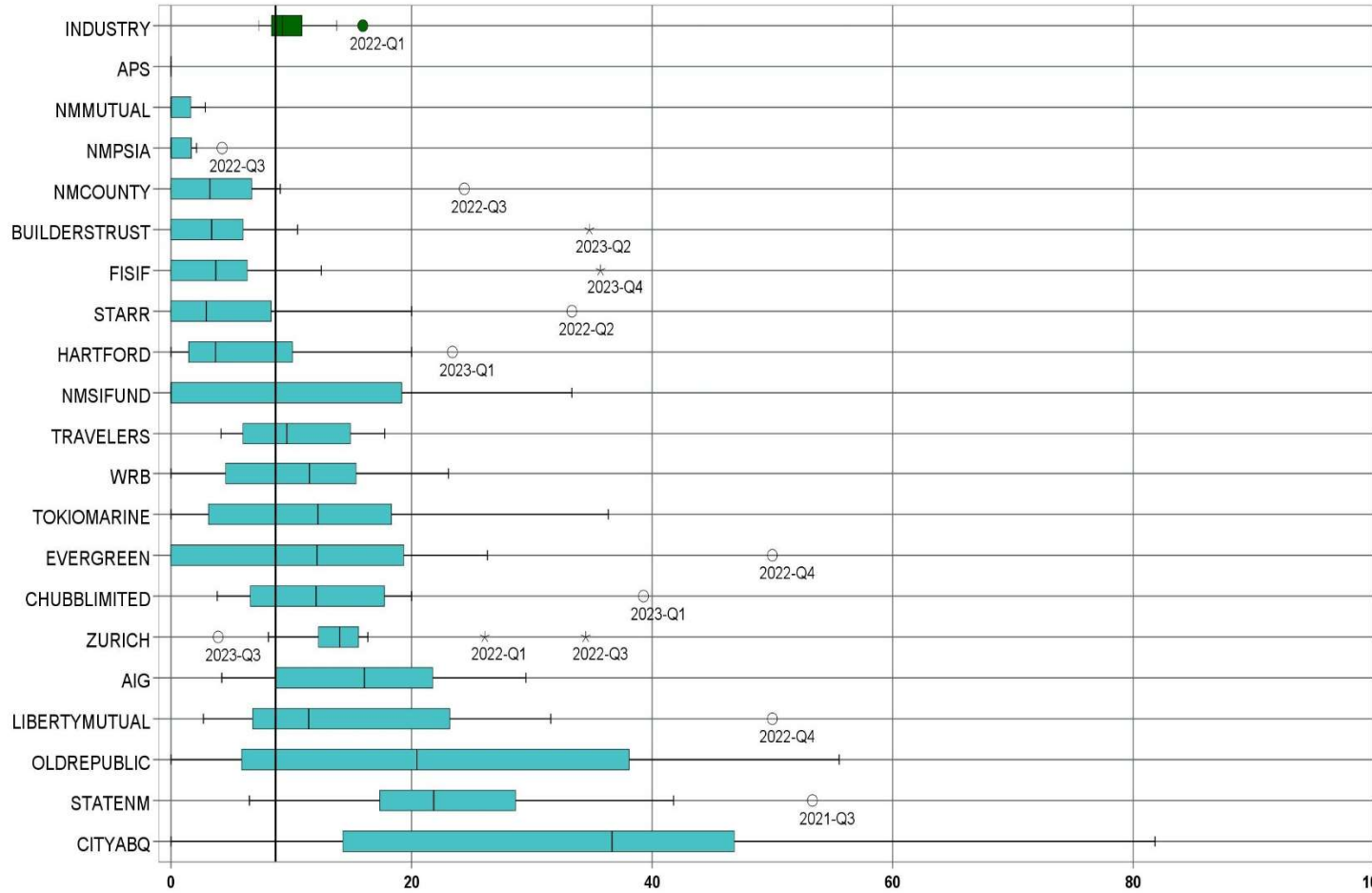
Carrier ID	Carrier Name	Number of ttd-ptd claims	Number Late	Late Ratio	Expected	Z-Score	Z > 2
58364	FAIRFAX FINANCIAL HOLDINGS LIMITED	5	1	20.0%	1		
FEX01	FEDERAL EXPRESS CORP POB 727	1	0	0.0%	0		
FED01	FEDERAL EXPRESS GROUND	1	0	0.0%	0		
384	FEDERATED MUTUAL INSURANCE COMPANY	2	1	50.0%	1		
FIS01	FOOD INDUSTRY SELF INS FUND OF NM	12	0	0.0%	3	-1.38	
FMM01	FREPORT-MCMORAN CORP	2	1	50.0%	1		
58707	HARTFORD FINANCIAL SERVICES GROUP INC	22	6	27.3%	6	-0.01	
51160	INTACT FINANCIAL CORPORATION	1	1	100.0%	0		
ITL01	INTEL CORPORATION	4	0	0.0%	1		
51114	LIBERTY MUTUAL HOLDING COMPANY INC.	20	3	15.0%	6	-0.63	
50177	LOEWS CORPORATION	9	6	66.7%	2		
LAN01	LOS ALAMOS LABS	5	2	40.0%	1		
58405	MARKEL CORPORATION	5	1	20.0%	1		
MCA01	MECH CONTRACTORS ASSOC OF NM	1	1	100.0%	0		
PSI01	N M PUBLIC SCHOOLS	29	14	48.3%	8	1.04	
RUR01	N M RURAL ELECTRIC COOP ASSOC	2	0	0.0%	1		
SIF01	N M SELF INSURERS FUND	12	8	66.7%	3	1.96	
2358	NATIONWIDE MUTUAL INSURANCE COMPANY	1	1	100.0%	0		
CIA01	NEW MEXICO ASSN. OF COUNTIES	27	11	40.7%	7	0.66	
HWG01	NEW MEXICO HOSPITAL WORK COMP GROUP	5	1	20.0%	1		
11527	NEW MEXICO MUTUAL CASUALTY COMPANY	101	1	1.0%	28	-1.33	
2381	OHIO FARMERS INSURANCE COMPANY	2	1	50.0%	1		
58439	OLD REPUBLIC INTERNATIONAL CORPORATION	12	3	25.0%	3	-0.13	
PRE01	PRESBYTERIAN HEALTHCARE SERVICES	4	2	50.0%	1		
59716	PROSIGHT GLOBAL HOLDINGS LTD	1	0	0.0%	0		
58332	PROTECTIVE INSURANCE CORPORATION	1	1	100.0%	0		
85434	QBE INSURANCE GROUP LIMITED	3	1	33.3%	1		
SJR01	SAN JUAN REGIONAL MEDICAL CENTER	3	0	0.0%	1		
SAN01	SANDIA CORPORATION	1	0	0.0%	0		
58466	SELECTIVE INSURANCE GROUP INC	1	0	0.0%	0		
Total		642	177	27.6%			

LATE PAYMENT OF INITIAL BENEFITS ITEMIZED – Q2 (CONT.)

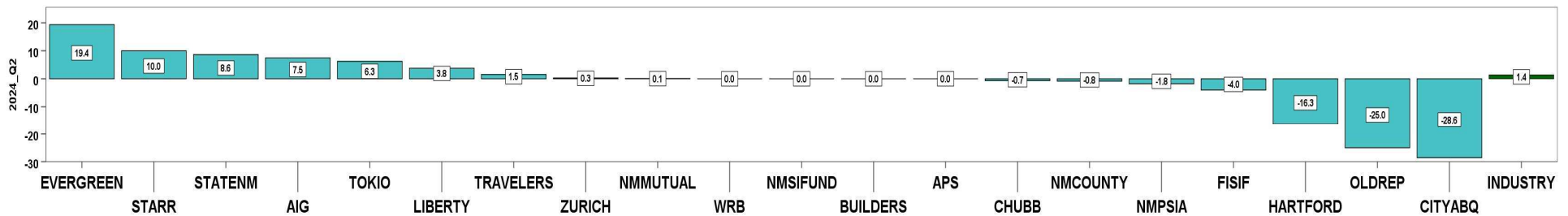
Carrier ID	Carrier Name	Number of ttd-ptd claims	Number Late	Late Ratio	Expected	Z-Score	Z > 2
2466	SENTRY INSURANCE A MUTUAL COMPANY	2	0	0.0%	1		
46834	SERVICE INSURANCE HOLDINGS, INC	2	2	100.0%	1		
55404	STARR INTERNATIONAL COMPANY, INC.	9	0	0.0%	2		
2479	STATE FARM MUTUAL AUTOMOBILE INS CO	1	0	0.0%	0		
SNM01	STATE OF NEW MEXICO RISK MGMT DIVISION	39	24	61.5%	11	1.70	
KRO01	THE KROGER CO.	1	0	0.0%	0		
58633	TOKIO MARINE HOLDINGS, INC.	14	6	42.9%	4	0.77	
58470	TRAVELERS COMPANIES, INC.	24	5	20.8%	7	-0.34	
44768	TREAN INSURANCE GROUP, INC	3	3	100.0%	1		
58496	W. R. BERKLEY CORPORATION	6	3	50.0%	2		
3482	WCF MUTUAL INSURANCE COMPANY	1	0	0.0%	0		
46966	WESTAIM HIIG LP	1	0	0.0%	0		
50457	ZURICH INSURANCE GROUP LTD	39	15	38.5%	11	0.55	

Total		642	177	27.6%			
--------------	--	------------	------------	--------------	--	--	--

LATE FILING SROI TREND – 12 QTRS: Subsequent Report of Injury



Q2 CY 2024 Claim Summary		
Carrier Name	No.	% Late
AIG	49	24
APS	14	0
BUILDERSTRUST	29	0
CHUBBLIMITED	48	6
CITYABQ	3	0
EVERGREEN	31	19
FISIF	12	0
HARTFORD	27	4
LIBERTYMUTUAL	36	8
NMCOUNTY	30	3
NMMUTUAL	111	3
NMPSIA	29	0
NMSIFUND	12	33
OLDREPUBLIC	12	0
STARR	10	10
STATENM	42	19
TOKIOMARINE	16	6
TRAVELERS	26	12
WRB	6	0
ZURICH	48	15
Industry Average	758	8.7%



LATE FILING SROI ITEMIZED – Q2: Subsequent Report of Injury (CONT.)

Carrier ID	Carrier Name	Number of ttd-ptd claims	Number Late	Late Ratio	Expected	Z-Score	Z > 2
468	ACUITY A MUTUAL INS COMPANY	2	1	50.0%	0		
55353	ALASKA NATIONAL CORPORATION	3	1	33.3%	0		
APS01	ALBUQUERQUE PUBLIC SCHOOLS	14	0	0.0%	1	-0.92	
58317	AMERICAN FINANCIAL GROUP, INC	2	0	0.0%	0		
58702	AMERICAN INTERNATIONAL GROUP, INC	49	12	24.5%	4	1.66	
6087	AMERICAN NATIONAL INSURANCE COMPANY	2	0	0.0%	0		
52536	AMERISURE MUTUAL HOLDINGS INC	1	0	0.0%	0		
58459	ARCH CAPITAL GROUP LTD.	3	0	0.0%	0		
58448	ARGO GROUP INTERNATIONAL HOLDINGS, LTD	7	0	0.0%	1		
ABC01	ASSOC BUILDERS & CONTRACTORS	1	0	0.0%	0		
85085	AXA S.A.	10	0	0.0%	1	-0.92	
BAS01	BASHA'S INC	1	0	0.0%	0		
58334	BERKSHIRE HATHAWAY INC	4	1	25.0%	0		
46512	BIC HOLDINGS LLC	1	0	0.0%	0		
60081	BLUE CROSS BLUE SHIELD OF MI MUTUAL INS	4	0	0.0%	0		
BTR01	BUILDERS TRUST	29	0	0.0%	3	-0.92	
85512	CHANDLER INSURANCE COMPANY, LTD.	2	0	0.0%	0		
46331	CHINA MINSHENG INVESTMENT GROUP CORP LTD	1	0	0.0%	0		
CHR01	CHRISTUS ST VINCENT HOSPITAL	8	1	12.5%	1		
58303	CHUBB LIMITED	48	3	6.3%	4	-0.26	
ABQ01	CITY OF ALBUQUERQUE	3	0	0.0%	0		
CAR01	CITY OF CARLSBAD	1	0	0.0%	0		
FAR01	CITY OF FARMINGTON	2	0	0.0%	0		
CSF01	CITY OF SANTA FE	1	0	0.0%	0		
44179	COPPERPOINT MUTUAL INSURANCE HOLDING CO	6	1	16.7%	1		
COS01	COSTCO WHOLESALE	2	1	50.0%	0		
11130	DAKOTA TRUCK UNDERWRITERS	1	1	100.0%	0		
318	DONEGAL MUTUAL INSURANCE COMPANY	3	0	0.0%	0		
51243	EMPLOYERS HOLDINGS, INC.	7	1	14.3%	1		
58455	EVEREST RE GROUP LTD	4	0	0.0%	0		
44385	EVERGREEN PARENT, L.P.	31	6	19.4%	3	1.12	
Total		758	66	8.7%			

2nd QUARTER CY 2024
New Mexico Workers' Compensation Administration

LATE FILING SROI ITEMIZED – Q2: Subsequent Report of Injury (CONT.)

Carrier ID	Carrier Name	Number of ttd-ptd claims	Number Late	Late Ratio	Expected	Z-Score	Z > 2
58364	FAIRFAX FINANCIAL HOLDINGS LIMITED	5	0	0.0%	0		
FEX01	FEDERAL EXPRESS CORP POB 727	2	0	0.0%	0		
FED01	FEDERAL EXPRESS GROUND	1	0	0.0%	0		
384	FEDERATED MUTUAL INSURANCE COMPANY	2	2	100.0%	0		
FIS01	FOOD INDUSTRY SELF INS FUND OF NM	12	0	0.0%	1	-0.92	
FMM01	FREEPOR-T-MCMORAN CORP	2	0	0.0%	0		
58707	HARTFORD FINANCIAL SERVICES GROUP INC	27	1	3.7%	2	-0.53	
51160	INTACT FINANCIAL CORPORATION	1	0	0.0%	0		
ITL01	INTEL CORPORATION	4	0	0.0%	0		
51114	LIBERTY MUTUAL HOLDING COMPANY INC.	36	3	8.3%	3	-0.04	
50177	LOEWS CORPORATION	14	2	14.3%	1	0.59	
LAN01	LOS ALAMOS LABS	5	0	0.0%	0		
58405	MARKEL CORPORATION	5	0	0.0%	0		
MCA01	MECH CONTRACTORS ASSOC OF NM	1	0	0.0%	0		
PSI01	N M PUBLIC SCHOOLS	29	0	0.0%	3	-0.92	
RUR01	N M RURAL ELECTRIC COOP ASSOC	2	0	0.0%	0		
SIF01	N M SELF INSURERS FUND	12	4	33.3%	1	2.60	*****
2358	NATIONWIDE MUTUAL INSURANCE COMPANY	2	1	50.0%	0		
CIA01	NEW MEXICO ASSN. OF COUNTIES	30	1	3.3%	3	-0.57	
HWG01	NEW MEXICO HOSPITAL WORK COMP GROUP	5	0	0.0%	0		
11527	NEW MEXICO MUTUAL CASUALTY COMPANY	111	3	2.7%	10	-0.63	
2381	OHIO FARMERS INSURANCE COMPANY	2	0	0.0%	0		
58439	OLD REPUBLIC INTERNATIONAL CORPORATION	12	0	0.0%	1	-0.92	
PWC01	PINNACLE WEST CAPITAL CORP	1	0	0.0%	0		
PRE01	PRESBYTERIAN HEALTHCARE SERVICES	7	0	0.0%	1		
59716	PROSIGHT GLOBAL HOLDINGS LTD	1	0	0.0%	0		
58332	PROTECTIVE INSURANCE CORPORATION	3	0	0.0%	0		
85434	QBE INSURANCE GROUP LIMITED	3	0	0.0%	0		
SJR01	SAN JUAN REGIONAL MEDICAL CENTER	3	0	0.0%	0		
SAN01	SANDIA CORPORATION	1	0	0.0%	0		
58466	SELECTIVE INSURANCE GROUP INC	1	0	0.0%	0		
Total		758	66	8.7%			

2nd QUARTER CY 2024
 New Mexico Workers' Compensation Administration

LATE FILING SROI ITEMIZED – Q2: Subsequent Report of Injury (CONT.)

Carrier ID	Carrier Name	Number of ttd-ptd claims	Number Late	Late Ratio	Expected	Z-Score	Z > 2
2466	SENTRY INSURANCE A MUTUAL COMPANY	5	0	0.0%	0		
46834	SERVICE INSURANCE HOLDINGS, INC	2	0	0.0%	0		
55404	STARR INTERNATIONAL COMPANY, INC.	10	1	10.0%	1	0.14	
2479	STATE FARM MUTUAL AUTOMOBILE INS CO	1	0	0.0%	0		
SNM01	STATE OF NEW MEXICO RISK MGMT DIVISION	42	8	19.0%	4	1.09	
KRO01	THE KROGER CO.	1	0	0.0%	0		
58633	TOKIO MARINE HOLDINGS, INC.	16	1	6.3%	1	-0.26	
58470	TRAVELERS COMPANIES, INC.	26	3	11.5%	2	0.30	
44768	TREAN INSURANCE GROUP, INC	3	0	0.0%	0		
58496	W. R. BERKLEY CORPORATION	6	0	0.0%	1		
3482	WCF MUTUAL INSURANCE COMPANY	1	0	0.0%	0		
46966	WESTAIM HIIG LP	1	0	0.0%	0		
WES01	WESTERN REFINING	1	0	0.0%	0		
50457	ZURICH INSURANCE GROUP LTD	48	7	14.6%	4	0.62	

Total		758	66	8.7%			
--------------	--	------------	-----------	-------------	--	--	--

2nd QUARTER CY 2024
 New Mexico Workers' Compensation Administration

12 QUARTER LEGAL ACTIVITY REPORT

Carrier ID	Carrier Name	Total	No Legal Activity	Legal Activity	% Legal Activity
ABF01	ABF FREIGHT SYSTEM INC	15	12	3	20.0%
H2001	ABQ/BERNCO WATER UTILITY AUTHORITY	9	7	2	22.2%
468	ACUITY A MUTUAL INS COMPANY	34	26	8	23.5%
55353	ALASKA NATIONAL CORPORATION	6	6	0	0.0%
APS01	ALBUQUERQUE PUBLIC SCHOOLS	216	197	19	8.8%
85449	ALLIANZ SE	1	1	0	0.0%
58317	AMERICAN FINANCIAL GROUP, INC	11	8	3	27.3%
58702	AMERICAN INTERNATIONAL GROUP, INC	681	523	158	23.2%
6087	AMERICAN NATIONAL INSURANCE COMPANY	5	4	1	20.0%
52536	AMERISURE MUTUAL HOLDINGS INC	25	21	4	16.0%
58459	ARCH CAPITAL GROUP LTD.	140	115	25	17.9%
ASF01	ARCHDIOCESE OF SANTA FE	7	6	1	14.3%
58448	ARGO GROUP INTERNATIONAL HOLDINGS, LTD	73	59	14	19.2%
ABC01	ASSOC BUILDERS & CONTRACTORS	21	17	4	19.0%
51156	ASSURANT INC	1	1	0	0.0%
85085	AXA S.A.	143	118	25	17.5%
BAS01	BASHA'S INC	3	3	0	0.0%
58334	BERKSHIRE HATHAWAY INC	133	106	27	20.3%
46512	BIC HOLDINGS LLC	17	16	1	5.9%
60081	BLUE CROSS BLUE SHIELD OF MI MUTUAL INS	77	56	21	27.3%
221	BROTHERHOOD MUTUAL INSURANCE COMPANY	1	1	0	0.0%
BTR01	BUILDERS TRUST	424	350	74	17.5%
2081	CENTRAL MUTUAL INSURANCE COMPANY	3	3	0	0.0%
85512	CHANDLER INSURANCE COMPANY, LTD.	40	26	14	35.0%
CHE01	CHEVRON USA	2	2	0	0.0%
46331	CHINA MINSHENG INVESTMENT GROUP CORP LTD	8	6	2	25.0%
CHR01	CHRISTUS ST VINCENT HOSPITAL	51	47	4	7.8%
58303	CHUBB LIMITED	756	586	170	22.5%
259	CHURCH MUTUAL INSURANCE COMPANY	20	15	5	25.0%
12205	CIMARRON INSURANCE COMPANY	13	7	6	46.2%
58704	CINCINNATI FINANCIAL CORPORATION	19	14	5	26.3%
12 Quarter Total		11,562	9,508	2,054	17.8%

2nd QUARTER CY 2024
 New Mexico Workers' Compensation Administration

12 QUARTER LEGAL ACTIVITY REPORT (CONT.)

Carrier ID	Carrier Name	Total	No Legal Activity	Legal Activity	% Legal Activity
ABQ01	CITY OF ALBUQUERQUE	175	141	34	19.4%
CAR01	CITY OF CARLSBAD	25	20	5	20.0%
FAR01	CITY OF FARMINGTON	40	32	8	20.0%
CLC01	CITY OF LAS CRUCES	36	29	7	19.4%
CSF01	CITY OF SANTA FE	30	26	4	13.3%
3633	COLUMBIA MUTUAL INSURANCE COMPANY	3	3	0	0.0%
44179	COPPERPOINT MUTUAL INSURANCE HOLDING CO	48	40	8	16.7%
COS01	COSTCO WHOLESALE	25	21	4	16.0%
11130	DAKOTA TRUCK UNDERWRITERS	3	3	0	0.0%
DOL01	DOLLAR GENERAL (DOLGEN CORP)	12	10	2	16.7%
318	DONEGAL MUTUAL INSURANCE COMPANY	36	23	13	36.1%
51243	EMPLOYERS HOLDINGS, INC.	52	43	9	17.3%
2161	EMPLOYERS MUTUAL CASUALTY COMPANY	1	0	1	100.0%
55579	ENSTAR GROUP LIMITED	64	49	15	23.4%
51656	ERNEST RADY TRUST	7	5	2	28.6%
58455	EVEREST RE GROUP LTD	66	52	14	21.2%
44385	EVERGREEN PARENT, L.P.	155	134	21	13.5%
50710	EXXON MOBIL CORPORATION	4	4	0	0.0%
58364	FAIRFAX FINANCIAL HOLDINGS LIMITED	83	60	23	27.7%
52562	FARM BUREAU MUTUAL HOLDING COMPANY	4	4	0	0.0%
FEX01	FEDERAL EXPRESS CORP POB 727	48	43	5	10.4%
FED01	FEDERAL EXPRESS GROUND	19	18	1	5.3%
384	FEDERATED MUTUAL INSURANCE COMPANY	49	41	8	16.3%
FIS01	FOOD INDUSTRY SELF INS FUND OF NM	282	248	34	12.1%
59492	FOSUN INTERNATIONAL HOLDINGS LTD	1	0	1	100.0%
FMM01	FREEPORT-MCMORAN CORP	25	22	3	12.0%
50408	GENERAL ELECTRIC COMPANY	3	3	0	0.0%
46846	GOOSE CREEK CAPITAL INC	1	1	0	0.0%
51888	GRAY & COMPANY, INC.	1	1	0	0.0%
GRO01	GROENDYKE TRANSPORT	1	1	0	0.0%
54044	GROUP ONE THOUSAND ONE, LLC	14	14	0	0.0%
12 Quarter Total		11,562	9,508	2,054	17.8%

2nd QUARTER CY 2024
 New Mexico Workers' Compensation Administration

12 QUARTER LEGAL ACTIVITY REPORT (CONT.)

Carrier ID	Carrier Name	Total	No Legal Activity	Legal Activity	% Legal Activity
44975	GUIDEONE MUTUAL HOLDING COMPANY	2	2	0	0.0%
58707	HARTFORD FINANCIAL SERVICES GROUP INC	391	315	76	19.4%
85259	HDI V.A.G.	1	0	1	100.0%
HEA01	HEALTHSOUTH REHAB CORP	1	1	0	0.0%
51160	INTACT FINANCIAL CORPORATION	3	3	0	0.0%
ITL01	INTEL CORPORATION	26	23	3	11.5%
51391	JAMESTOWN HOLDINGS CORP.	6	5	1	16.7%
KIE01	KIEWIT CONSTRUCTION GROUP INC	1	1	0	0.0%
51114	LIBERTY MUTUAL HOLDING COMPANY INC.	438	369	69	15.8%
50177	LOEWS CORPORATION	139	111	28	20.1%
LAN01	LOS ALAMOS LABS	65	55	10	15.4%
MAC01	MACYS INC	2	2	0	0.0%
11387	MAINE EMPLOYERS MUTUAL INSURANCE COMPANY	4	4	0	0.0%
58405	MARKEL CORPORATION	71	63	8	11.3%
MCA01	MECH CONTRACTORS ASSOC OF NM	10	9	1	10.0%
02327	MIDWEST FAMILY MUTUAL INSURANCE CO	2	2	0	0.0%
HCW01	N M HEALTHCARE W C GROUP	19	19	0	0.0%
PSI01	N M PUBLIC SCHOOLS	585	522	63	10.8%
RUR01	N M RURAL ELECTRIC COOP ASSOC	22	21	1	4.5%
SIF01	N M SELF INSURERS FUND	175	155	20	11.4%
2358	NATIONWIDE MUTUAL INSURANCE COMPANY	30	22	8	26.7%
CIA01	NEW MEXICO ASSN. OF COUNTIES	336	287	49	14.6%
HWG01	NEW MEXICO HOSPITAL WORK COMP GROUP	57	50	7	12.3%
11527	NEW MEXICO MUTUAL CASUALTY COMPANY	1,847	1,492	355	19.2%
AGC01	NM BUILDING BRANCH AGC	10	9	1	10.0%
2381	OHIO FARMERS INSURANCE COMPANY	21	20	1	4.8%
58439	OLD REPUBLIC INTERNATIONAL CORPORATION	223	191	32	14.3%
320	PHARMACISTS MUTUAL INSURANCE COMPANY	1	1	0	0.0%
PWC01	PINNACLE WEST CAPITAL CORP	11	11	0	0.0%
PRE01	PRESBYTERIAN HEALTHCARE SERVICES	119	113	6	5.0%
59716	PROSIGHT GLOBAL HOLDINGS LTD	3	3	0	0.0%
12 Quarter Total		11,562	9,508	2,054	17.8%

2nd QUARTER CY 2024
 New Mexico Workers' Compensation Administration

12 QUARTER LEGAL ACTIVITY REPORT (CONT.)

Carrier ID	Carrier Name	Total	No Legal Activity	Legal Activity	% Legal Activity
58332	PROTECTIVE INSURANCE CORPORATION	42	29	13	31.0%
85434	QBE INSURANCE GROUP LIMITED	50	39	11	22.0%
RYD01	RYDER SYSTEMS INC	3	2	1	33.3%
SJR01	SAN JUAN REGIONAL MEDICAL CENTER	45	42	3	6.7%
SAN01	SANDIA CORPORATION	29	27	2	6.9%
58466	SELECTIVE INSURANCE GROUP INC	13	11	2	15.4%
2466	SENTRY INSURANCE A MUTUAL COMPANY	86	75	11	12.8%
46834	SERVICE INSURANCE HOLDINGS, INC	31	28	3	9.7%
01929	SFM MUTUAL INSURANCE COMPANY	1	1	0	0.0%
52641	SOMPO HOLDINGS INC	14	11	3	21.4%
55404	STARR INTERNATIONAL COMPANY, INC.	169	143	26	15.4%
2479	STATE FARM MUTUAL AUTOMOBILE INS CO	27	19	8	29.6%
SNM01	STATE OF NEW MEXICO RISK MGMT DIVISION	587	476	111	18.9%
33806	SUNZ HOLDINGS LLC	3	3	0	0.0%
TAR01	TARGET STORES/DAYTON HUDSON	13	13	0	0.0%
58505	THE HANOVER INSURANCE GROUP, INC.	20	13	7	35.0%
KRO01	THE KROGER CO.	46	40	6	13.0%
58633	TOKIO MARINE HOLDINGS, INC.	211	180	31	14.7%
58470	TRAVELERS COMPANIES, INC.	520	437	83	16.0%
44768	TREAN INSURANCE GROUP, INC	3	3	0	0.0%
58496	W. R. BERKLEY CORPORATION	157	105	52	33.1%
3482	WCF MUTUAL INSURANCE COMPANY	12	8	4	33.3%
46966	WESTAIM HIIG LP	12	9	3	25.0%
WES01	WESTERN REFINING	1	0	1	100.0%
50457	ZURICH INSURANCE GROUP LTD	593	475	118	19.9%
12 Quarter Total		11,562	9,508	2,054	17.8%