



State of New Mexico
**WORKERS' COMPENSATION
ADMINISTRATION**

**CALENDAR YEAR 2023
INSURER SCORECARD**

CONTENTS

SCORECARD PROCESS AND NOTES	1
LATE FILING FROI TREND – 12 QTRS: First Report of Injury or Illness	2
LATE FILING FROI ITEMIZED: First Report of Injury or Illness – CY 2023 (CONT.).....	3
LATE FILING FROI ITEMIZED: First Report of Injury or Illness – CY 2023 (CONT.).....	4
LATE FILING FROI ITEMIZED: First Report of Injury or Illness – CY 2023 (CONT.).....	5
LATE PAYMENT OF INITIAL BENEFITS TREND – 12 QTRS	7
LATE PAYMENT OF INITIAL BENEFITS ITEMIZED – CY 2023 (CONT.).....	8
LATE PAYMENT OF INITIAL BENEFITS ITEMIZED – CY 2023 (CONT.).....	9
LATE PAYMENT OF INITIAL BENEFITS ITEMIZED – CY 2023 (CONT.).....	10
LATE FILING SROI TREND – 12 QTRS: Subsequent Report of Injury.....	12
LATE FILING SROI ITEMIZED – CY 2023: Subsequent Report of Injury (CONT.).....	13
LATE FILING SROI ITEMIZED – CY 2023: Subsequent Report of Injury (CONT.).....	14
LATE FILING SROI ITEMIZED – CY 2023: Subsequent Report of Injury (CONT.).....	15
12 QUARTER LEGAL ACTIVITY REPORT.....	17
12 QUARTER LEGAL ACTIVITY REPORT (CONT.).....	18
12 QUARTER LEGAL ACTIVITY REPORT (CONT.).....	19
12 QUARTER LEGAL ACTIVITY REPORT (CONT.).....	20

****The New Mexico Workers' Compensation Administration relies on carriers to accurately report their data to the agency. Carrier submissions are subject to computer edits and review by WCA staff. However, the data used in this report remains unaltered by the WCA. As such, data reporting errors can occur and may result in skewed scorecard results.**

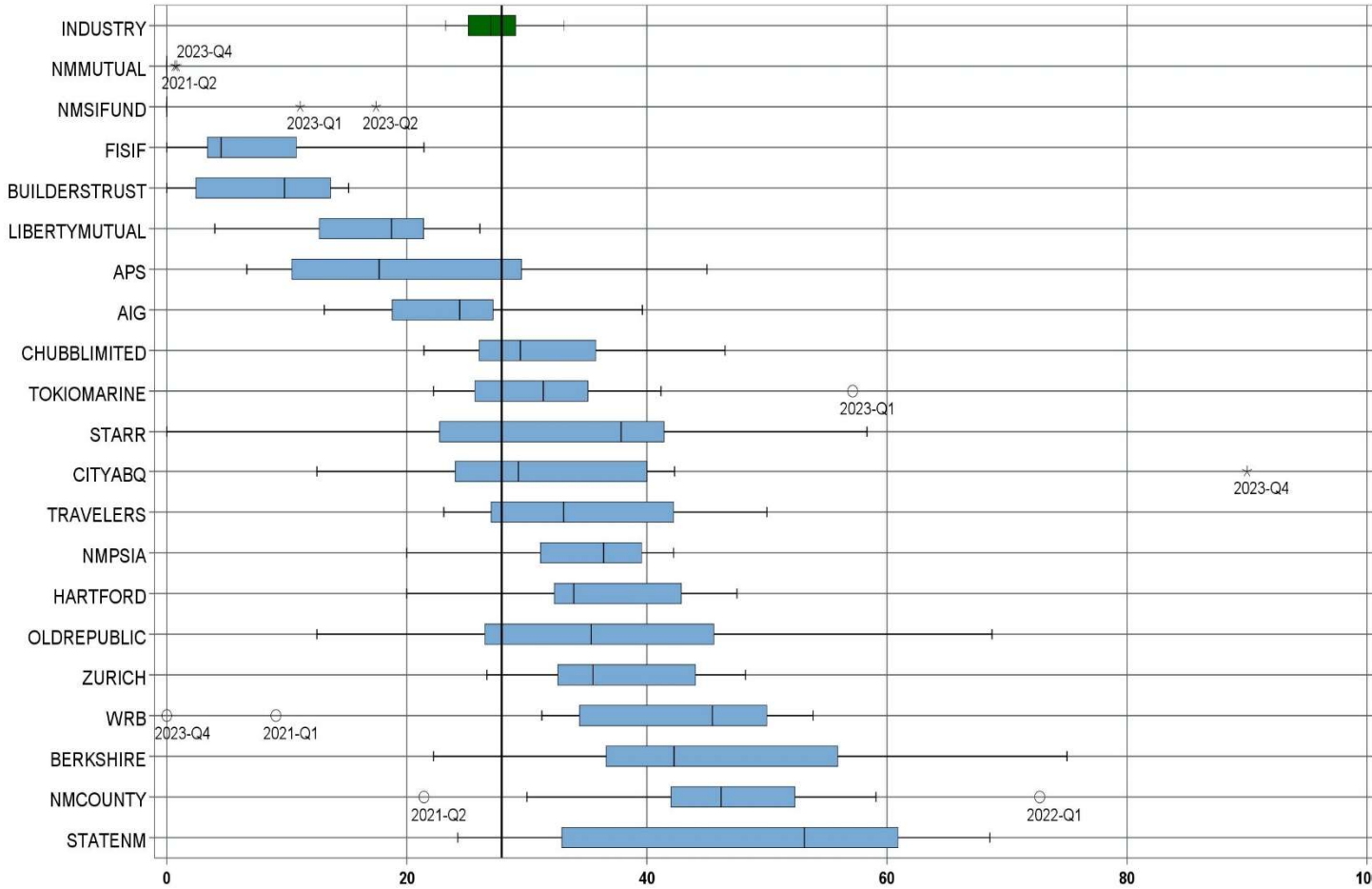
Produced by the Economic Research & Policy Bureau
Richard Adu-Asamoah, Bureau Chief
Ruili Yan, Economist

SCORECARD PROCESS AND NOTES

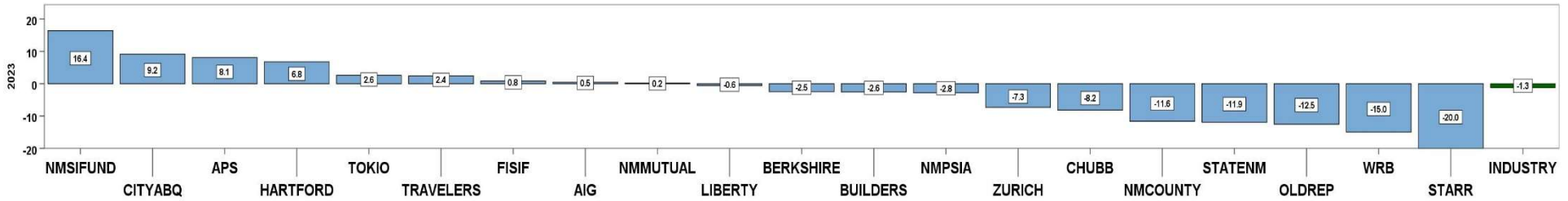
- ❖ Carriers are grouped by the uppermost parent company identified by AM Best Corporation, rather than by the NM WCA-assigned carrier number.
- ❖ The graphical information presented on the first page of each section is based on the 20 carriers and self-insured entities with the highest volume of indemnity SROI reports submitted for the preceding 12 quarters. The selection of carriers by volume of SROIs will automatically “phase-out” carriers that cease to conduct business in New Mexico, and “phase-in” those that increase volume or become active, as needed.
- ❖ Each quarter is presented as a stand-alone quarter that only includes data for that quarter. Additionally, a summary report for the year is prepared alongside Q4 to give carriers an overview of the year.
- ❖ The detailed listing of reporting results is listed alphabetically, rather than by Z-score.

CALENDAR YEAR 2023
New Mexico Workers' Compensation Administration

LATE FILING FROI TREND – 12 QTRS: First Report of Injury or Illness



CY 2023 Claim Summary		
Carrier Name	No.	% Late
AIG	166	26
APS	64	31
BERKSHIRE	34	41
BUILDERSTRUST	99	7
CHUBBLIMITED	235	31
CITYABQ	50	44
FISIF	68	7
HARTFORD	129	37
LIBERTYMUTUAL	112	17
NMCOUNTY	89	42
NMMUTUAL	577	0
NMPSIA	182	35
NMSIFUND	128	16
OLDREPUBLIC	79	25
STARR	56	20
STATENM	154	47
TOKIOMARINE	73	34
TRAVELERS	147	39
WRB	38	32
ZURICH	157	33
Industry Average	3,418	27.9%



CALENDAR YEAR 2023
New Mexico Workers' Compensation Administration

LATE FILING FROI ITEMIZED: First Report of Injury or Illness – CY 2023 (CONT.)

Carrier ID	Carrier Name	Number of ttd-ptd claims	Number Late	Late Ratio	Expected	Z-Score	Z > 2
ABF01	ABF FREIGHT SYSTEM INC	4	0	0.0%	1		
H2O01	ABQ/BERNCO WATER UTILITY AUTHORITY	1	0	0.0%	0		
468	ACUITY A MUTUAL INS COMPANY	8	3	37.5%	2		
55353	ALASKA NATIONAL CORPORATION	2	2	100.0%	1		
APS01	ALBUQUERQUE PUBLIC SCHOOLS	64	20	31.3%	18	0.17	
85449	ALLIANZ SE	1	1	100.0%	0		
58317	AMERICAN FINANCIAL GROUP, INC	3	1	33.3%	1		
58702	AMERICAN INTERNATIONAL GROUP, INC	166	43	25.9%	46	-0.10	
6087	AMERICAN NATIONAL INSURANCE COMPANY	3	0	0.0%	1		
52536	AMERISURE MUTUAL HOLDINGS INC	13	6	46.2%	4	0.91	
58459	ARCH CAPITAL GROUP LTD.	47	19	40.4%	13	0.63	
ASF01	ARCHDIOCESE OF SANTA FE	3	1	33.3%	1		
58448	ARGO GROUP INTERNATIONAL HOLDINGS, LTD	21	14	66.7%	6	1.93	
ABC01	ASSOC BUILDERS & CONTRACTORS	5	1	20.0%	1		
85085	AXA S.A.	43	14	32.6%	12	0.23	
58334	BERKSHIRE HATHAWAY INC	34	14	41.2%	9	0.66	
46512	BIC HOLDINGS LLC	7	7	100.0%	2		
60081	BLUE CROSS BLUE SHIELD OF MI MUTUAL INS	26	11	42.3%	7	0.72	
BTR01	BUILDERS TRUST	99	7	7.1%	28	-1.04	
2081	CENTRAL MUTUAL INSURANCE COMPANY	1	0	0.0%	0		
85512	CHANDLER INSURANCE COMPANY, LTD.	10	7	70.0%	3	2.10	*****
46331	CHINA MINSHENG INVESTMENT GROUP CORP LTD	1	1	100.0%	0		
CHR01	CHRISTUS ST VINCENT HOSPITAL	16	2	12.5%	4	-0.76	
58303	CHUBB LIMITED	235	72	30.6%	65	0.14	
259	CHURCH MUTUAL INSURANCE COMPANY	7	4	57.1%	2		
12205	CIMARRON INSURANCE COMPANY	2	1	50.0%	1		
58704	CINCINNATI FINANCIAL CORPORATION	3	0	0.0%	1		
ABQ01	CITY OF ALBUQUERQUE	50	22	44.0%	14	0.80	
CAR01	CITY OF CARLSBAD	14	1	7.1%	4	-1.03	
FAR01	CITY OF FARMINGTON	16	4	25.0%	4	-0.14	
CLC01	CITY OF LAS CRUCES	10	5	50.0%	3	1.10	
Total		3,418	952	27.9%			

CALENDAR YEAR 2023
New Mexico Workers' Compensation Administration

LATE FILING FROI ITEMIZED: First Report of Injury or Illness – CY 2023 (CONT.)

Carrier ID	Carrier Name	Number of ttd-ptd claims	Number Late	Late Ratio	Expected	Z-Score	Z > 2
CSF01	CITY OF SANTA FE	7	1	14.3%	2		
44179	COPPERPOINT MUTUAL INSURANCE HOLDING CO	17	15	88.2%	5	3.01	*****
COS01	COSTCO WHOLESALE	5	0	0.0%	1		
11130	DAKOTA TRUCK UNDERWRITERS	1	1	100.0%	0		
DOL01	DOLLAR GENERAL (DOLGEN CORP)	5	0	0.0%	1		
318	DONEGAL MUTUAL INSURANCE COMPANY	8	1	12.5%	2		
51243	EMPLOYERS HOLDINGS, INC.	13	9	69.2%	4	2.06	*****
55579	ENSTAR GROUP LIMITED	26	11	42.3%	7	0.72	
51656	ERNEST RADY TRUST	1	1	100.0%	0		
58455	EVEREST RE GROUP LTD	25	10	40.0%	7	0.61	
44385	EVERGREEN PARENT, L.P.	72	59	81.9%	20	2.70	*****
50710	EXXON MOBIL CORPORATION	2	1	50.0%	1		
58364	FAIRFAX FINANCIAL HOLDINGS LIMITED	19	11	57.9%	5	1.50	
FEX01	FEDERAL EXPRESS CORP POB 727	12	2	16.7%	3	-0.56	
FED01	FEDERAL EXPRESS GROUND	4	0	0.0%	1		
384	FEDERATED MUTUAL INSURANCE COMPANY	16	7	43.8%	4	0.79	
FIS01	FOOD INDUSTRY SELF INS FUND OF NM	68	5	7.4%	19	-1.02	
FMM01	FREEMPORT-MCMORAN CORP	10	1	10.0%	3	-0.89	
51888	GRAY & COMPANY, INC.	1	1	100.0%	0		
GRO01	GROENDYKE TRANSPORT	1	0	0.0%	0		
54044	GROUP ONE THOUSAND ONE, LLC	8	4	50.0%	2		
44975	GUIDEONE MUTUAL HOLDING COMPANY	1	0	0.0%	0		
58707	HARTFORD FINANCIAL SERVICES GROUP INC	129	48	37.2%	36	0.47	
ITL01	INTEL CORPORATION	4	0	0.0%	1		
51391	JAMESTOWN HOLDINGS CORP.	1	0	0.0%	0		
KIE01	KIEWIT CONSTRUCTION GROUP INC	1	1	100.0%	0		
51114	LIBERTY MUTUAL HOLDING COMPANY INC.	112	19	17.0%	31	-0.54	
50177	LOEWS CORPORATION	35	16	45.7%	10	0.89	
LAN01	LOS ALAMOS LABS	18	1	5.6%	5	-1.11	
MAC01	MACYS INC	1	0	0.0%	0		
11387	MAINE EMPLOYERS MUTUAL INSURANCE COMPANY	2	1	50.0%	1		
Total		3,418	952	27.9%			

CALENDAR YEAR 2023
New Mexico Workers' Compensation Administration

LATE FILING FROI ITEMIZED: First Report of Injury or Illness – CY 2023 (CONT.)

Carrier ID	Carrier Name	Number of ttd-ptd claims	Number Late	Late Ratio	Expected	Z-Score	Z > 2
58405	MARKEL CORPORATION	25	7	28.0%	7	0.01	
MCA01	MECH CONTRACTORS ASSOC OF NM	5	1	20.0%	1		
HCW01	N M HEALTHCARE W C GROUP	9	3	33.3%	3		
PSI01	N M PUBLIC SCHOOLS	182	64	35.2%	51	0.36	
RUR01	N M RURAL ELECTRIC COOP ASSOC	10	3	30.0%	3	0.11	
SIF01	N M SELF INSURERS FUND	128	21	16.4%	36	-0.57	
2358	NATIONWIDE MUTUAL INSURANCE COMPANY	11	7	63.6%	3	1.78	
CIA01	NEW MEXICO ASSN. OF COUNTIES	89	37	41.6%	25	0.68	
HWG01	NEW MEXICO HOSPITAL WORK COMP GROUP	15	3	20.0%	4	-0.39	
11527	NEW MEXICO MUTUAL CASUALTY COMPANY	577	1	0.2%	161	-1.38	
2381	OHIO FARMERS INSURANCE COMPANY	4	3	75.0%	1		
58439	OLD REPUBLIC INTERNATIONAL CORPORATION	79	20	25.3%	22	-0.13	
PWC01	PINNACLE WEST CAPITAL CORP	3	2	66.7%	1		
PRE01	PRESBYTERIAN HEALTHCARE SERVICES	20	1	5.0%	6	-1.14	
58332	PROTECTIVE INSURANCE CORPORATION	8	7	87.5%	2		
85434	QBE INSURANCE GROUP LIMITED	12	5	41.7%	3	0.69	
RYD01	RYDER SYSTEMS INC	2	1	50.0%	1		
SJR01	SAN JUAN REGIONAL MEDICAL CENTER	15	6	40.0%	4	0.61	
SAN01	SANDIA CORPORATION	3	1	33.3%	1		
58466	SELECTIVE INSURANCE GROUP INC	3	3	100.0%	1		
2466	SENTRY INSURANCE A MUTUAL COMPANY	7	1	14.3%	2		
46834	SERVICE INSURANCE HOLDINGS, INC	4	1	25.0%	1		
52641	SOMPO HOLDINGS INC	1	1	100.0%	0		
55404	STARR INTERNATIONAL COMPANY, INC.	56	11	19.6%	16	-0.41	
2479	STATE FARM MUTUAL AUTOMOBILE INS CO	10	2	20.0%	3	-0.39	
SNM01	STATE OF NEW MEXICO RISK MGMT DIVISION	154	72	46.8%	43	0.94	
33806	SUNZ HOLDINGS LLC	1	0	0.0%	0		
TAR01	TARGET STORES/DAYTON HUDSON	2	0	0.0%	1		
58505	THE HANOVER INSURANCE GROUP, INC.	5	1	20.0%	1		
KRO01	THE KROGER CO.	15	8	53.3%	4	1.27	
58633	TOKIO MARINE HOLDINGS, INC.	73	25	34.2%	20	0.32	
Total		3,418	952	27.9%			

CALENDAR YEAR 2023
New Mexico Workers' Compensation Administration

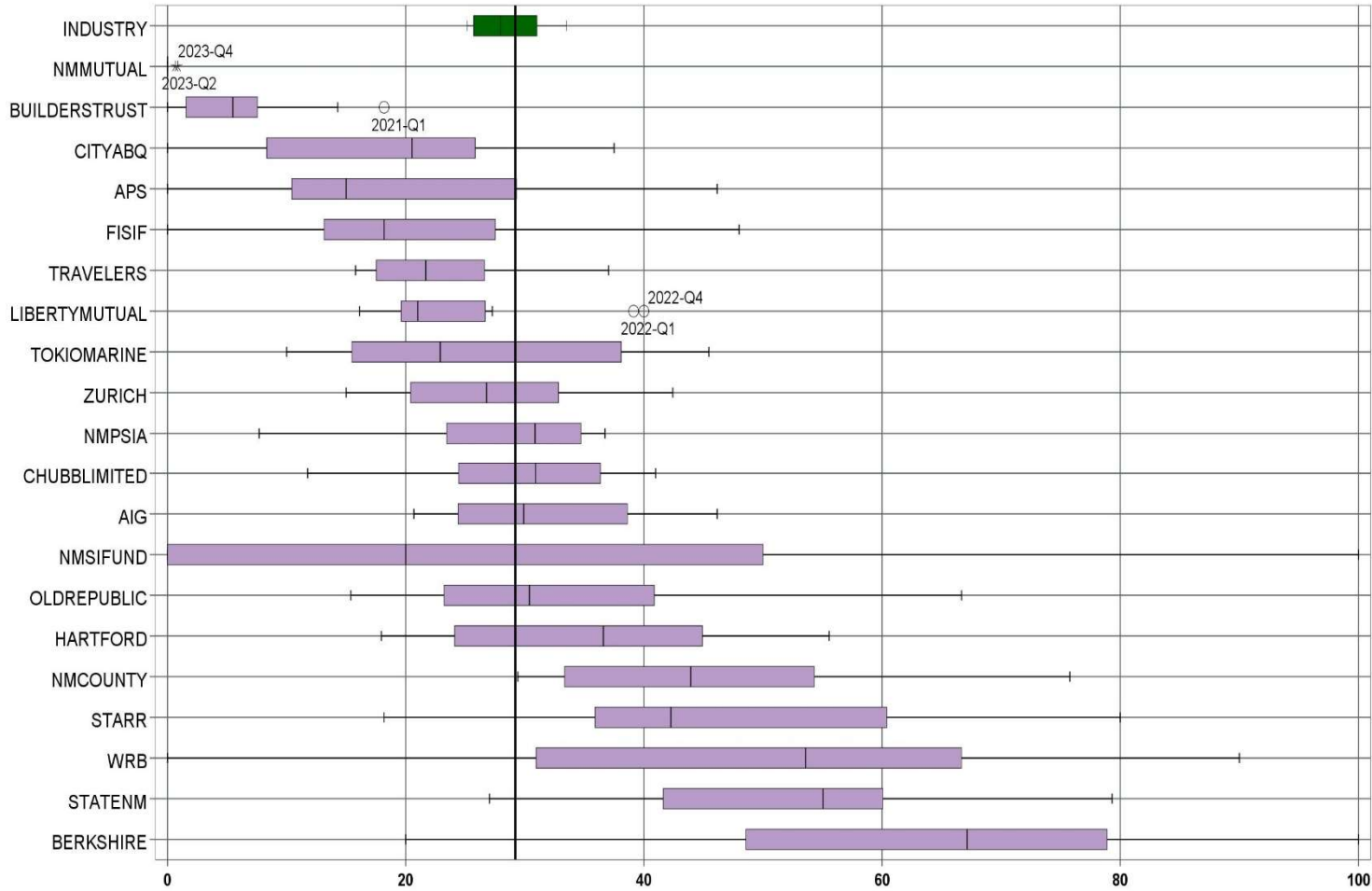
LATE FILING FROI ITEMIZED: First Report of Injury or Illness – CY 2023 (CONT.)

Carrier ID	Carrier Name	Number of ttd-ptd claims	Number Late	Late Ratio	Expected	Z-Score	Z > 2
58470	TRAVELERS COMPANIES, INC.	147	57	38.8%	41	0.54	
58496	W. R. BERKLEY CORPORATION	38	12	31.6%	11	0.19	
3482	WCF MUTUAL INSURANCE COMPANY	3	1	33.3%	1		
46966	WESTAIM HIIG LP	5	3	60.0%	1		
50457	ZURICH INSURANCE GROUP LTD	157	52	33.1%	44	0.26	

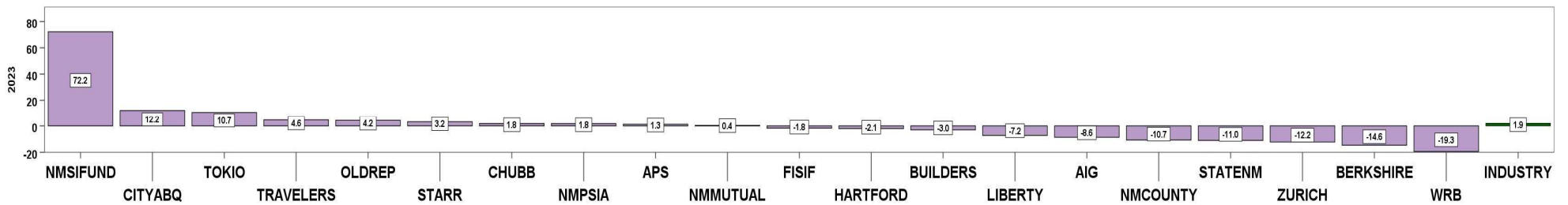
Total		3,418	952	27.9%			
--------------	--	--------------	------------	--------------	--	--	--

CALENDAR YEAR 2023
New Mexico Workers' Compensation Administration

LATE PAYMENT OF INITIAL BENEFITS TREND – 12 QTRS



CY 2023 Claim Summary		
Carrier Name	No.	% Late
AIG	137	24
APS	63	22
BERKSHIRE	28	43
BUILDERSTRUST	69	3
CHUBBLIMITED	205	34
CITYABQ	44	27
FISIF	64	14
HARTFORD	115	33
LIBERTYMUTUAL	103	21
NMCMOUNTY	85	41
NMMUTUAL	536	0
NMPSIA	176	31
NMSIFUND	115	92
OLDREPUBLIC	74	28
STARR	54	41
STATENM	146	38
TOKIOMARINE	66	32
TRAVELERS	142	27
WRB	34	41
ZURICH	132	19
Industry Average	3,046	29.2%



CALENDAR YEAR 2023
New Mexico Workers' Compensation Administration

LATE PAYMENT OF INITIAL BENEFITS ITEMIZED – CY 2023 (CONT.)

Carrier ID	Carrier Name	Number of ttd-ptd claims	Number Late	Late Ratio	Expected	Z-Score	Z > 2
ABF01	ABF FREIGHT SYSTEM INC	4	3	75.0%	1		
H2001	ABQ/BERNCO WATER UTILITY AUTHORITY	1	0	0.0%	0		
468	ACUITY A MUTUAL INS COMPANY	6	2	33.3%	2		
55353	ALASKA NATIONAL CORPORATION	2	2	100.0%	1		
APS01	ALBUQUERQUE PUBLIC SCHOOLS	63	14	22.2%	18	-0.35	
85449	ALLIANZ SE	1	1	100.0%	0		
58317	AMERICAN FINANCIAL GROUP, INC	2	0	0.0%	1		
58702	AMERICAN INTERNATIONAL GROUP, INC	137	33	24.1%	40	-0.25	
6087	AMERICAN NATIONAL INSURANCE COMPANY	3	0	0.0%	1		
52536	AMERISURE MUTUAL HOLDINGS INC	11	6	54.5%	3	1.26	
58459	ARCH CAPITAL GROUP LTD.	33	12	36.4%	10	0.36	
ASF01	ARCHDIOCESE OF SANTA FE	3	1	33.3%	1		
58448	ARGO GROUP INTERNATIONAL HOLDINGS, LTD	16	3	18.8%	5	-0.52	
ABC01	ASSOC BUILDERS & CONTRACTORS	5	1	20.0%	1		
85085	AXA S.A.	39	10	25.6%	11	-0.18	
58334	BERKSHIRE HATHAWAY INC	28	12	42.9%	8	0.68	
46512	BIC HOLDINGS LLC	7	7	100.0%	2		
60081	BLUE CROSS BLUE SHIELD OF MI MUTUAL INS	22	8	36.4%	6	0.36	
BTR01	BUILDERS TRUST	69	2	2.9%	20	-1.30	
2081	CENTRAL MUTUAL INSURANCE COMPANY	1	0	0.0%	0		
85512	CHANDLER INSURANCE COMPANY, LTD.	8	7	87.5%	2		
46331	CHINA MINSHENG INVESTMENT GROUP CORP LTD	1	1	100.0%	0		
CHR01	CHRISTUS ST VINCENT HOSPITAL	14	8	57.1%	4	1.39	
58303	CHUBB LIMITED	205	70	34.1%	60	0.25	
259	CHURCH MUTUAL INSURANCE COMPANY	6	5	83.3%	2		
12205	CIMARRON INSURANCE COMPANY	2	1	50.0%	1		
58704	CINCINNATI FINANCIAL CORPORATION	3	2	66.7%	1		
ABQ01	CITY OF ALBUQUERQUE	44	12	27.3%	13	-0.09	
CAR01	CITY OF CARLSBAD	12	2	16.7%	4	-0.62	
FAR01	CITY OF FARMINGTON	15	3	20.0%	4	-0.46	
CLC01	CITY OF LAS CRUCES	10	5	50.0%	3	1.03	
Total		3,046	889	29.2%			

CALENDAR YEAR 2023
New Mexico Workers' Compensation Administration

LATE PAYMENT OF INITIAL BENEFITS ITEMIZED – CY 2023 (CONT.)

Carrier ID	Carrier Name	Number of ttd-ptd claims	Number Late	Late Ratio	Expected	Z-Score	Z > 2
CSF01	CITY OF SANTA FE	7	3	42.9%	2		
44179	COPPERPOINT MUTUAL INSURANCE HOLDING CO	17	8	47.1%	5	0.89	
COS01	COSTCO WHOLESALE	4	1	25.0%	1		
11130	DAKOTA TRUCK UNDERWRITERS	1	0	0.0%	0		
DOL01	DOLLAR GENERAL (DOLGEN CORP)	4	3	75.0%	1		
318	DONEGAL MUTUAL INSURANCE COMPANY	5	5	100.0%	1		
51243	EMPLOYERS HOLDINGS, INC.	7	3	42.9%	2		
55579	ENSTAR GROUP LIMITED	18	16	88.9%	5	2.96	*****
58455	EVEREST RE GROUP LTD	20	7	35.0%	6	0.29	
44385	EVERGREEN PARENT, L.P.	63	51	81.0%	18	2.57	*****
50710	EXXON MOBIL CORPORATION	2	0	0.0%	1		
58364	FAIRFAX FINANCIAL HOLDINGS LIMITED	8	4	50.0%	2		
FEX01	FEDERAL EXPRESS CORP POB 727	11	4	36.4%	3	0.36	
FED01	FEDERAL EXPRESS GROUND	3	0	0.0%	1		
384	FEDERATED MUTUAL INSURANCE COMPANY	14	1	7.1%	4	-1.09	
FIS01	FOOD INDUSTRY SELF INS FUND OF NM	64	9	14.1%	19	-0.75	
FMM01	FREEMPORT-MCMORAN CORP	9	0	0.0%	3		
51888	GRAY & COMPANY, INC.	1	1	100.0%	0		
GRO01	GROENDYKE TRANSPORT	1	1	100.0%	0		
54044	GROUP ONE THOUSAND ONE, LLC	6	1	16.7%	2		
44975	GUIDEONE MUTUAL HOLDING COMPANY	1	0	0.0%	0		
58707	HARTFORD FINANCIAL SERVICES GROUP INC	115	38	33.0%	34	0.19	
ITL01	INTEL CORPORATION	4	0	0.0%	1		
51391	JAMESTOWN HOLDINGS CORP.	1	1	100.0%	0		
KIE01	KIEWIT CONSTRUCTION GROUP INC	1	1	100.0%	0		
51114	LIBERTY MUTUAL HOLDING COMPANY INC.	103	22	21.4%	30	-0.39	
50177	LOEWS CORPORATION	28	16	57.1%	8	1.39	
LAN01	LOS ALAMOS LABS	18	0	0.0%	5	-1.45	
MAC01	MACYS INC	1	0	0.0%	0		
11387	MAINE EMPLOYERS MUTUAL INSURANCE COMPANY	2	0	0.0%	1		
58405	MARKEL CORPORATION	24	8	33.3%	7	0.21	
Total		3,046	889	29.2%			

CALENDAR YEAR 2023
New Mexico Workers' Compensation Administration

LATE PAYMENT OF INITIAL BENEFITS ITEMIZED – CY 2023 (CONT.)

Carrier ID	Carrier Name	Number of ttd-ptd claims	Number Late	Late Ratio	Expected	Z-Score	Z > 2
MCA01	MECH CONTRACTORS ASSOC OF NM	4	0	0.0%	1		
HCW01	N M HEALTHCARE W C GROUP	9	3	33.3%	3		
PSI01	N M PUBLIC SCHOOLS	176	55	31.3%	51	0.10	
RUR01	N M RURAL ELECTRIC COOP ASSOC	10	2	20.0%	3	-0.46	
SIF01	N M SELF INSURERS FUND	115	106	92.2%	34	3.12	*****
2358	NATIONWIDE MUTUAL INSURANCE COMPANY	7	3	42.9%	2		
CIA01	NEW MEXICO ASSN. OF COUNTIES	85	35	41.2%	25	0.59	
HWG01	NEW MEXICO HOSPITAL WORK COMP GROUP	14	2	14.3%	4	-0.74	
11527	NEW MEXICO MUTUAL CASUALTY COMPANY	536	2	0.4%	156	-1.43	
2381	OHIO FARMERS INSURANCE COMPANY	2	2	100.0%	1		
58439	OLD REPUBLIC INTERNATIONAL CORPORATION	74	21	28.4%	22	-0.04	
PWC01	PINNACLE WEST CAPITAL CORP	2	0	0.0%	1		
PRE01	PRESBYTERIAN HEALTHCARE SERVICES	20	8	40.0%	6	0.54	
58332	PROTECTIVE INSURANCE CORPORATION	2	2	100.0%	1		
85434	QBE INSURANCE GROUP LIMITED	10	4	40.0%	3	0.54	
RYD01	RYDER SYSTEMS INC	2	1	50.0%	1		
SJR01	SAN JUAN REGIONAL MEDICAL CENTER	15	6	40.0%	4	0.54	
SAN01	SANDIA CORPORATION	3	1	33.3%	1		
58466	SELECTIVE INSURANCE GROUP INC	2	2	100.0%	1		
2466	SENTRY INSURANCE A MUTUAL COMPANY	7	2	28.6%	2		
46834	SERVICE INSURANCE HOLDINGS, INC	4	1	25.0%	1		
52641	SOMPO HOLDINGS INC	1	1	100.0%	0		
55404	STARR INTERNATIONAL COMPANY, INC.	54	22	40.7%	16	0.57	
2479	STATE FARM MUTUAL AUTOMOBILE INS CO	9	4	44.4%	3		
SNM01	STATE OF NEW MEXICO RISK MGMT DIVISION	146	56	38.4%	43	0.45	
33806	SUNZ HOLDINGS LLC	1	0	0.0%	0		
TAR01	TARGET STORES/DAYTON HUDSON	2	1	50.0%	1		
58505	THE HANOVER INSURANCE GROUP, INC.	5	3	60.0%	1		
KRO01	THE KROGER CO.	14	6	42.9%	4	0.68	
58633	TOKIO MARINE HOLDINGS, INC.	66	21	31.8%	19	0.13	
58470	TRAVELERS COMPANIES, INC.	142	38	26.8%	41	-0.12	
Total		3,046	889	29.2%			

CALENDAR YEAR 2023
 New Mexico Workers' Compensation Administration

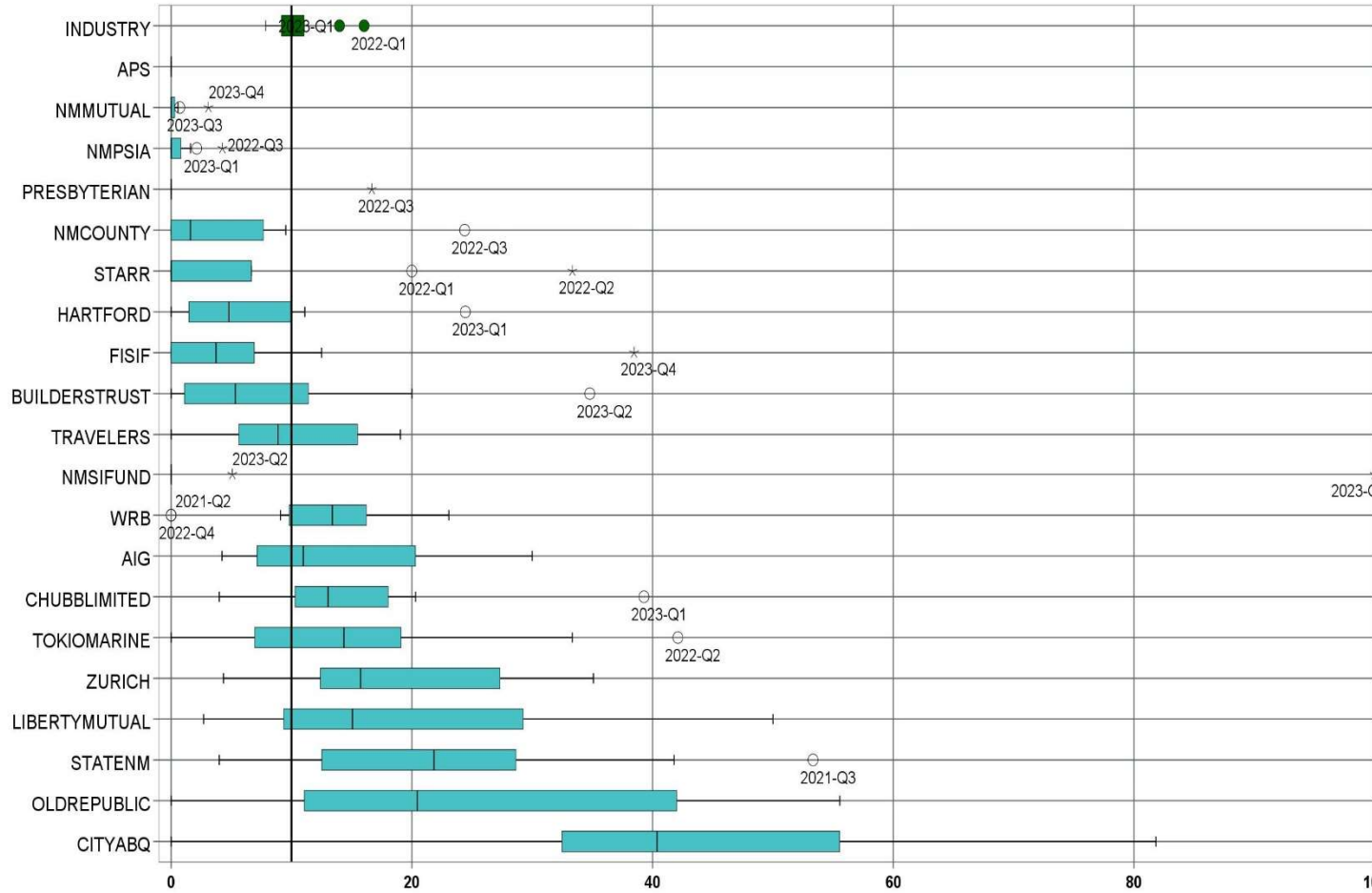
LATE PAYMENT OF INITIAL BENEFITS ITEMIZED – CY 2023 (CONT.)

Carrier ID	Carrier Name	Number of ttd-ptd claims	Number Late	Late Ratio	Expected	Z-Score	Z > 2
58496	W. R. BERKLEY CORPORATION	34	14	41.2%	10	0.59	
3482	WCF MUTUAL INSURANCE COMPANY	1	0	0.0%	0		
46966	WESTAIM HIIG LP	4	3	75.0%	1		
50457	ZURICH INSURANCE GROUP LTD	132	25	18.9%	39	-0.51	

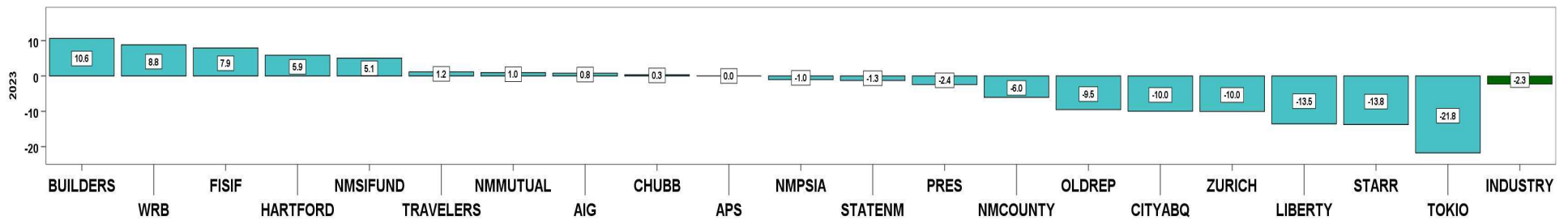
Total		3,046	889	29.2%			
--------------	--	--------------	------------	--------------	--	--	--

CALENDAR YEAR 2023
New Mexico Workers' Compensation Administration

LATE FILING SROI TREND – 12 QTRS: Subsequent Report of Injury



CY 2023 Claim Summary		
Carrier Name	No.	% Late
AIG	184	18
APS	64	0
BUILDERSTRUST	113	13
CHUBBLIMITED	263	18
CITYABQ	57	39
FISIF	73	11
HARTFORD	141	11
LIBERTYMUTUAL	155	8
NMCOUNTY	91	3
NMMUTUAL	623	1
NMPSIA	185	1
NMSIFUND	138	5
OLDREPUBLIC	84	20
PRESBYTERIAN	38	0
STARR	57	2
STATENM	170	21
TOKIOMARINE	81	6
TRAVELERS	164	13
WRB	45	18
ZURICH	166	13
Industry Average	3,771	10.0%



CALENDAR YEAR 2023
New Mexico Workers' Compensation Administration

LATE FILING SROI ITEMIZED – CY 2023: Subsequent Report of Injury (CONT.)

Carrier ID	Carrier Name	Number of ttd-ptd claims	Number Late	Late Ratio	Expected	Z-Score	Z > 2
ABF01	ABF FREIGHT SYSTEM INC	4	0	0.0%	0		
H2001	ABQ/BERNCO WATER UTILITY AUTHORITY	1	0	0.0%	0		
468	ACUITY A MUTUAL INS COMPANY	8	1	12.5%	1		
55353	ALASKA NATIONAL CORPORATION	2	0	0.0%	0		
APS01	ALBUQUERQUE PUBLIC SCHOOLS	64	0	0.0%	6	-0.68	
85449	ALLIANZ SE	1	0	0.0%	0		
58317	AMERICAN FINANCIAL GROUP, INC	5	1	20.0%	0		
58702	AMERICAN INTERNATIONAL GROUP, INC	184	33	17.9%	18	0.54	
6087	AMERICAN NATIONAL INSURANCE COMPANY	3	1	33.3%	0		
52536	AMERISURE MUTUAL HOLDINGS INC	13	0	0.0%	1	-0.68	
58459	ARCH CAPITAL GROUP LTD.	53	5	9.4%	5	-0.04	
ASF01	ARCHDIOCESE OF SANTA FE	3	0	0.0%	0		
58448	ARGO GROUP INTERNATIONAL HOLDINGS, LTD	21	6	28.6%	2	1.26	
ABC01	ASSOC BUILDERS & CONTRACTORS	5	0	0.0%	0		
85085	AXA S.A.	49	3	6.1%	5	-0.26	
58334	BERKSHIRE HATHAWAY INC	38	16	42.1%	4	2.17	*****
46512	BIC HOLDINGS LLC	7	2	28.6%	1		
60081	BLUE CROSS BLUE SHIELD OF MI MUTUAL INS	29	1	3.4%	3	-0.44	
BTR01	BUILDERS TRUST	113	15	13.3%	11	0.22	
2081	CENTRAL MUTUAL INSURANCE COMPANY	1	0	0.0%	0		
85512	CHANDLER INSURANCE COMPANY, LTD.	15	1	6.7%	1	-0.23	
46331	CHINA MINSHENG INVESTMENT GROUP CORP LTD	1	1	100.0%	0		
CHR01	CHRISTUS ST VINCENT HOSPITAL	17	1	5.9%	2	-0.28	
58303	CHUBB LIMITED	263	47	17.9%	26	0.53	
259	CHURCH MUTUAL INSURANCE COMPANY	7	1	14.3%	1		
12205	CIMARRON INSURANCE COMPANY	5	0	0.0%	0		
58704	CINCINNATI FINANCIAL CORPORATION	5	0	0.0%	0		
ABQ01	CITY OF ALBUQUERQUE	57	22	38.6%	6	1.94	
CAR01	CITY OF CARLSBAD	14	0	0.0%	1	-0.68	
FAR01	CITY OF FARMINGTON	18	0	0.0%	2	-0.68	
CLC01	CITY OF LAS CRUCES	10	0	0.0%	1	-0.68	
Total		3,771	377	10.0%			

CALENDAR YEAR 2023
New Mexico Workers' Compensation Administration

LATE FILING SROI ITEMIZED – CY 2023: Subsequent Report of Injury (CONT.)

Carrier ID	Carrier Name	Number of ttd-ptd claims	Number Late	Late Ratio	Expected	Z-Score	Z > 2
CSF01	CITY OF SANTA FE	7	0	0.0%	1		
44179	COPPERPOINT MUTUAL INSURANCE HOLDING CO	17	6	35.3%	2	1.71	
COS01	COSTCO WHOLESALE	5	0	0.0%	0		
11130	DAKOTA TRUCK UNDERWRITERS	1	1	100.0%	0		
DOL01	DOLLAR GENERAL (DOLGEN CORP)	5	0	0.0%	0		
318	DONEGAL MUTUAL INSURANCE COMPANY	8	0	0.0%	1		
51243	EMPLOYERS HOLDINGS, INC.	14	2	14.3%	1	0.29	
55579	ENSTAR GROUP LIMITED	28	1	3.6%	3	-0.44	
51656	ERNEST RADY TRUST	1	0	0.0%	0		
58455	EVEREST RE GROUP LTD	26	2	7.7%	3	-0.16	
44385	EVERGREEN PARENT, L.P.	78	9	11.5%	8	0.10	
50710	EXXON MOBIL CORPORATION	2	2	100.0%	0		
58364	FAIRFAX FINANCIAL HOLDINGS LIMITED	19	3	15.8%	2	0.39	
FEX01	FEDERAL EXPRESS CORP POB 727	14	1	7.1%	1	-0.19	
FED01	FEDERAL EXPRESS GROUND	6	0	0.0%	1		
384	FEDERATED MUTUAL INSURANCE COMPANY	16	14	87.5%	2	5.25	*****
FIS01	FOOD INDUSTRY SELF INS FUND OF NM	73	8	11.0%	7	0.07	
FMM01	FREEMPORT-MCMORAN CORP	10	0	0.0%	1	-0.68	
46846	GOOSE CREEK CAPITAL INC	1	0	0.0%	0		
51888	GRAY & COMPANY, INC.	1	0	0.0%	0		
GRO01	GROENDYKE TRANSPORT	1	0	0.0%	0		
54044	GROUP ONE THOUSAND ONE, LLC	8	0	0.0%	1		
44975	GUIDEONE MUTUAL HOLDING COMPANY	1	0	0.0%	0		
58707	HARTFORD FINANCIAL SERVICES GROUP INC	141	15	10.6%	14	0.04	
ITL01	INTEL CORPORATION	4	0	0.0%	0		
51391	JAMESTOWN HOLDINGS CORP.	1	0	0.0%	0		
KIE01	KIEWIT CONSTRUCTION GROUP INC	1	0	0.0%	0		
51114	LIBERTY MUTUAL HOLDING COMPANY INC.	155	13	8.4%	15	-0.11	
50177	LOEWS CORPORATION	39	4	10.3%	4	0.02	
LAN01	LOS ALAMOS LABS	21	0	0.0%	2	-0.68	
MAC01	MACYS INC	2	0	0.0%	0		
Total		3,771	377	10.0%			

CALENDAR YEAR 2023
New Mexico Workers' Compensation Administration

LATE FILING SROI ITEMIZED – CY 2023: Subsequent Report of Injury (CONT.)

Carrier ID	Carrier Name	Number of ttd-ptd claims	Number Late	Late Ratio	Expected	Z-Score	Z > 2
11387	MAINE EMPLOYERS MUTUAL INSURANCE COMPANY	2	1	50.0%	0		
58405	MARKEL CORPORATION	28	1	3.6%	3	-0.44	
MCA01	MECH CONTRACTORS ASSOC OF NM	5	0	0.0%	0		
HCW01	N M HEALTHCARE W C GROUP	9	0	0.0%	1		
PSI01	N M PUBLIC SCHOOLS	185	1	0.5%	18	-0.64	
RUR01	N M RURAL ELECTRIC COOP ASSOC	10	0	0.0%	1	-0.68	
SIF01	N M SELF INSURERS FUND	138	7	5.1%	14	-0.33	
2358	NATIONWIDE MUTUAL INSURANCE COMPANY	11	2	18.2%	1	0.55	
CIA01	NEW MEXICO ASSN. OF COUNTIES	91	3	3.3%	9	-0.45	
HWG01	NEW MEXICO HOSPITAL WORK COMP GROUP	17	0	0.0%	2	-0.68	
11527	NEW MEXICO MUTUAL CASUALTY COMPANY	623	6	1.0%	62	-0.61	
2381	OHIO FARMERS INSURANCE COMPANY	7	0	0.0%	1		
58439	OLD REPUBLIC INTERNATIONAL CORPORATION	84	17	20.2%	8	0.69	
PWC01	PINNACLE WEST CAPITAL CORP	3	1	33.3%	0		
PRE01	PRESBYTERIAN HEALTHCARE SERVICES	38	0	0.0%	4	-0.68	
58332	PROTECTIVE INSURANCE CORPORATION	10	1	10.0%	1	0.00	
85434	QBE INSURANCE GROUP LIMITED	14	1	7.1%	1	-0.19	
RYD01	RYDER SYSTEMS INC	2	0	0.0%	0		
SJR01	SAN JUAN REGIONAL MEDICAL CENTER	15	0	0.0%	1	-0.68	
SAN01	SANDIA CORPORATION	5	0	0.0%	0		
58466	SELECTIVE INSURANCE GROUP INC	3	1	33.3%	0		
2466	SENTRY INSURANCE A MUTUAL COMPANY	14	1	7.1%	1	-0.19	
46834	SERVICE INSURANCE HOLDINGS, INC	6	1	16.7%	1		
52641	SOMPO HOLDINGS INC	1	0	0.0%	0		
55404	STARR INTERNATIONAL COMPANY, INC.	57	1	1.8%	6	-0.56	
2479	STATE FARM MUTUAL AUTOMOBILE INS CO	11	2	18.2%	1	0.55	
SNM01	STATE OF NEW MEXICO RISK MGMT DIVISION	170	35	20.6%	17	0.72	
33806	SUNZ HOLDINGS LLC	1	0	0.0%	0		
TAR01	TARGET STORES/DAYTON HUDSON	2	0	0.0%	0		
58505	THE HANOVER INSURANCE GROUP, INC.	7	0	0.0%	1		
KRO01	THE KROGER CO.	16	0	0.0%	2	-0.68	
Total		3,771	377	10.0%			

CALENDAR YEAR 2023
New Mexico Workers' Compensation Administration

LATE FILING SROI ITEMIZED – CY 2023: Subsequent Report of Injury (CONT.)

Carrier ID	Carrier Name	Number of ttd-ptd claims	Number Late	Late Ratio	Expected	Z-Score	Z > 2
58633	TOKIO MARINE HOLDINGS, INC.	81	5	6.2%	8	-0.26	
58470	TRAVELERS COMPANIES, INC.	164	21	12.8%	16	0.19	
58496	W. R. BERKLEY CORPORATION	45	8	17.8%	4	0.53	
3482	WCF MUTUAL INSURANCE COMPANY	3	2	66.7%	0		
46966	WESTAIM HIIG LP	5	0	0.0%	0		
50457	ZURICH INSURANCE GROUP LTD	166	21	12.7%	17	0.18	

Total		3,771	377	10.0%			
--------------	--	--------------	------------	--------------	--	--	--

CALENDAR YEAR 2023
New Mexico Workers' Compensation Administration

12 QUARTER LEGAL ACTIVITY REPORT

Carrier ID	Carrier Name	Total	No Legal Activity	Legal Activity	% Legal Activity
ABF01	ABF FREIGHT SYSTEM INC	18	14	4	22.2%
H2001	ABQ/BERNCO WATER UTILITY AUTHORITY	14	9	5	35.7%
33652	ACCIDENT INSURANCE COMPANY, INC	1	0	1	100.0%
468	ACUITY A MUTUAL INS COMPANY	36	25	11	30.6%
55353	ALASKA NATIONAL CORPORATION	2	2	0	0.0%
APS01	ALBUQUERQUE PUBLIC SCHOOLS	212	190	22	10.4%
85449	ALLIANZ SE	1	1	0	0.0%
ALL01	ALLSUP ENTERPRISES INC	1	0	1	100.0%
86794	AMERICAN CONTRACTORS INSURANCE GROUP LTD	1	0	1	100.0%
58317	AMERICAN FINANCIAL GROUP, INC	9	7	2	22.2%
58702	AMERICAN INTERNATIONAL GROUP, INC	779	626	153	19.6%
6087	AMERICAN NATIONAL INSURANCE COMPANY	4	4	0	0.0%
52536	AMERISURE MUTUAL HOLDINGS INC	19	16	3	15.8%
58459	ARCH CAPITAL GROUP LTD.	137	113	24	17.5%
ASF01	ARCHDIOCESE OF SANTA FE	8	7	1	12.5%
58448	ARGO GROUP INTERNATIONAL HOLDINGS, LTD	74	59	15	20.3%
ABC01	ASSOC BUILDERS & CONTRACTORS	22	18	4	18.2%
51156	ASSURANT INC	1	1	0	0.0%
85085	AXA S.A.	137	115	22	16.1%
BAS01	BASHA'S INC	2	2	0	0.0%
58334	BERKSHIRE HATHAWAY INC	152	126	26	17.1%
46512	BIC HOLDINGS LLC	16	16	0	0.0%
60081	BLUE CROSS BLUE SHIELD OF MI MUTUAL INS	86	68	18	20.9%
221	BROTHERHOOD MUTUAL INSURANCE COMPANY	4	2	2	50.0%
BTR01	BUILDERS TRUST	429	353	76	17.7%
2081	CENTRAL MUTUAL INSURANCE COMPANY	3	3	0	0.0%
85512	CHANDLER INSURANCE COMPANY, LTD.	43	27	16	37.2%
CHE01	CHEVRON USA	1	1	0	0.0%
46331	CHINA MINSHENG INVESTMENT GROUP CORP LTD	4	3	1	25.0%
CHR01	CHRISTUS ST VINCENT HOSPITAL	37	33	4	10.8%
58303	CHUBB LIMITED	764	611	153	20.0%
12 Quarter Total		11,617	9,584	2,033	17.5%

CALENDAR YEAR 2023
New Mexico Workers' Compensation Administration

12 QUARTER LEGAL ACTIVITY REPORT (CONT.)

Carrier ID	Carrier Name	Total	No Legal Activity	Legal Activity	% Legal Activity
259	CHURCH MUTUAL INSURANCE COMPANY	18	14	4	22.2%
12205	CIMARRON INSURANCE COMPANY	15	11	4	26.7%
58704	CINCINNATI FINANCIAL CORPORATION	27	18	9	33.3%
ABQ01	CITY OF ALBUQUERQUE	181	143	38	21.0%
CAR01	CITY OF CARLSBAD	26	21	5	19.2%
FAR01	CITY OF FARMINGTON	38	32	6	15.8%
CLC01	CITY OF LAS CRUCES	40	35	5	12.5%
CSF01	CITY OF SANTA FE	29	27	2	6.9%
3633	COLUMBIA MUTUAL INSURANCE COMPANY	3	3	0	0.0%
44179	COPPERPOINT MUTUAL INSURANCE HOLDING CO	43	36	7	16.3%
COS01	COSTCO WHOLESALE	24	20	4	16.7%
11130	DAKOTA TRUCK UNDERWRITERS	2	2	0	0.0%
DOL01	DOLLAR GENERAL (DOLGEN CORP)	9	7	2	22.2%
318	DONEGAL MUTUAL INSURANCE COMPANY	39	27	12	30.8%
51243	EMPLOYERS HOLDINGS, INC.	53	43	10	18.9%
2161	EMPLOYERS MUTUAL CASUALTY COMPANY	1	0	1	100.0%
55579	ENSTAR GROUP LIMITED	62	48	14	22.6%
51656	ERNEST RADY TRUST	3	1	2	66.7%
58455	EVEREST RE GROUP LTD	62	50	12	19.4%
44385	EVERGREEN PARENT, L.P.	97	87	10	10.3%
50710	EXXON MOBIL CORPORATION	3	3	0	0.0%
58364	FAIRFAX FINANCIAL HOLDINGS LIMITED	70	51	19	27.1%
52562	FARM BUREAU MUTUAL HOLDING COMPANY	16	14	2	12.5%
FEX01	FEDERAL EXPRESS CORP POB 727	46	41	5	10.9%
FED01	FEDERAL EXPRESS GROUND	23	20	3	13.0%
384	FEDERATED MUTUAL INSURANCE COMPANY	57	46	11	19.3%
FIS01	FOOD INDUSTRY SELF INS FUND OF NM	291	256	35	12.0%
59492	FOSUN INTERNATIONAL HOLDINGS LTD	1	0	1	100.0%
FMM01	FREEMPORT-MCMORAN CORP	29	27	2	6.9%
50408	GENERAL ELECTRIC COMPANY	2	2	0	0.0%
46846	GOOSE CREEK CAPITAL INC	1	1	0	0.0%
12 Quarter Total		11,617	9,584	2,033	17.5%

CALENDAR YEAR 2023
New Mexico Workers' Compensation Administration

12 QUARTER LEGAL ACTIVITY REPORT (CONT.)

Carrier ID	Carrier Name	Total	No Legal Activity	Legal Activity	% Legal Activity
51888	GRAY & COMPANY, INC.	1	1	0	0.0%
GRO01	GROENDYKE TRANSPORT	1	1	0	0.0%
54044	GROUP ONE THOUSAND ONE, LLC	11	11	0	0.0%
44975	GUIDEONE MUTUAL HOLDING COMPANY	1	1	0	0.0%
58707	HARTFORD FINANCIAL SERVICES GROUP INC	412	338	74	18.0%
85259	HDI V.A.G.	1	0	1	100.0%
HEA01	HEALTHSOUTH REHAB CORP	1	1	0	0.0%
51160	INTACT FINANCIAL CORPORATION	1	1	0	0.0%
ITL01	INTEL CORPORATION	18	15	3	16.7%
51391	JAMESTOWN HOLDINGS CORP.	5	4	1	20.0%
KIE01	KIEWIT CONSTRUCTION GROUP INC	1	1	0	0.0%
51114	LIBERTY MUTUAL HOLDING COMPANY INC.	399	339	60	15.0%
50177	LOEWS CORPORATION	121	91	30	24.8%
LAN01	LOS ALAMOS LABS	56	50	6	10.7%
MAC01	MACYS INC	2	2	0	0.0%
11387	MAINE EMPLOYERS MUTUAL INSURANCE COMPANY	4	4	0	0.0%
58405	MARKEL CORPORATION	67	60	7	10.4%
MCA01	MECH CONTRACTORS ASSOC OF NM	9	8	1	11.1%
02327	MIDWEST FAMILY MUTUAL INSURANCE CO	2	2	0	0.0%
HCW01	N M HEALTHCARE W C GROUP	26	24	2	7.7%
PSI01	N M PUBLIC SCHOOLS	552	488	64	11.6%
RUR01	N M RURAL ELECTRIC COOP ASSOC	23	22	1	4.3%
SIF01	N M SELF INSURERS FUND	162	145	17	10.5%
2358	NATIONWIDE MUTUAL INSURANCE COMPANY	26	21	5	19.2%
CIA01	NEW MEXICO ASSN. OF COUNTIES	329	274	55	16.7%
HWG01	NEW MEXICO HOSPITAL WORK COMP GROUP	62	55	7	11.3%
11527	NEW MEXICO MUTUAL CASUALTY COMPANY	1,931	1,562	369	19.1%
AGC01	NM BUILDING BRANCH AGC	10	9	1	10.0%
2381	OHIO FARMERS INSURANCE COMPANY	17	16	1	5.9%
58439	OLD REPUBLIC INTERNATIONAL CORPORATION	218	186	32	14.7%
320	PHARMACISTS MUTUAL INSURANCE COMPANY	1	1	0	0.0%
12 Quarter Total		11,617	9,584	2,033	17.5%

CALENDAR YEAR 2023
New Mexico Workers' Compensation Administration

12 QUARTER LEGAL ACTIVITY REPORT (CONT.)

Carrier ID	Carrier Name	Total	No Legal Activity	Legal Activity	% Legal Activity
PWC01	PINNACLE WEST CAPITAL CORP	12	10	2	16.7%
PRE01	PRESBYTERIAN HEALTHCARE SERVICES	153	139	14	9.2%
59716	PROSIGHT GLOBAL HOLDINGS LTD	1	1	0	0.0%
58332	PROTECTIVE INSURANCE CORPORATION	38	28	10	26.3%
85434	QBE INSURANCE GROUP LIMITED	44	35	9	20.5%
QCI01	QWEST COMMUNICATIONS INTERNATIONAL	1	0	1	100.0%
RYD01	RYDER SYSTEMS INC	3	2	1	33.3%
SJR01	SAN JUAN REGIONAL MEDICAL CENTER	45	42	3	6.7%
SAN01	SANDIA CORPORATION	34	31	3	8.8%
58466	SELECTIVE INSURANCE GROUP INC	12	8	4	33.3%
2466	SENTRY INSURANCE A MUTUAL COMPANY	85	74	11	12.9%
46834	SERVICE INSURANCE HOLDINGS, INC	27	23	4	14.8%
01929	SFM MUTUAL INSURANCE COMPANY	1	1	0	0.0%
52641	SOMPO HOLDINGS INC	14	11	3	21.4%
55404	STARR INTERNATIONAL COMPANY, INC.	160	134	26	16.3%
2479	STATE FARM MUTUAL AUTOMOBILE INS CO	25	17	8	32.0%
SNM01	STATE OF NEW MEXICO RISK MGMT DIVISION	581	471	110	18.9%
33806	SUNZ HOLDINGS LLC	2	2	0	0.0%
TAR01	TARGET STORES/DAYTON HUDSON	14	13	1	7.1%
58505	THE HANOVER INSURANCE GROUP, INC.	21	15	6	28.6%
KRO01	THE KROGER CO.	50	42	8	16.0%
58633	TOKIO MARINE HOLDINGS, INC.	205	179	26	12.7%
58470	TRAVELERS COMPANIES, INC.	518	437	81	15.6%
58496	W. R. BERKLEY CORPORATION	162	112	50	30.9%
3482	WCF MUTUAL INSURANCE COMPANY	9	5	4	44.4%
46966	WESTAIM HIIG LP	10	9	1	10.0%
50457	ZURICH INSURANCE GROUP LTD	592	472	120	20.3%
12 Quarter Total		11,617	9,584	2,033	17.5%