



STATE OF NEW MEXICO  
**Workers' Compensation  
 Administration**

**3<sup>rd</sup> QUARTER CY 2022  
 INSURER SCORECARD**

**CONTENTS**

SCORECARD PROCESS AND NOTES .....1

LATE FILING FROI TREND – 12 QTRS: First Report of Injury or Illness .....2

LATE FILING FROI ITEMIZED: First Report of Injury or Illness – Q3 (CONT.) .....3

LATE FILING FROI ITEMIZED: First Report of Injury or Illness – Q3 (CONT.) .....4

LATE FILING FROI ITEMIZED: First Report of Injury or Illness – Q3 (CONT.) .....5

LATE PAYMENT OF INITIAL BENEFITS TREND – 12 QTRS .....6

LATE PAYMENT OF INITIAL BENEFITS ITEMIZED – Q3 (CONT.) .....7

LATE PAYMENT OF INITIAL BENEFITS ITEMIZED – Q3 (CONT.) .....8

LATE PAYMENT OF INITIAL BENEFITS ITEMIZED – Q3 (CONT.) .....9

LATE FILING SROI TREND – 12 QTRS: Subsequent Report of Injury.....10

LATE FILING SROI ITEMIZED – Q3: Subsequent Report of Injury (CONT.) .....11

LATE FILING SROI ITEMIZED – Q3: Subsequent Report of Injury (CONT.) .....12

LATE FILING SROI ITEMIZED – Q3: Subsequent Report of Injury (CONT.) .....13

12 QUARTER LEGAL ACTIVITY REPORT.....14

12 QUARTER LEGAL ACTIVITY REPORT (CONT.).....15

12 QUARTER LEGAL ACTIVITY REPORT (CONT.).....16

12 QUARTER LEGAL ACTIVITY REPORT (CONT.).....17

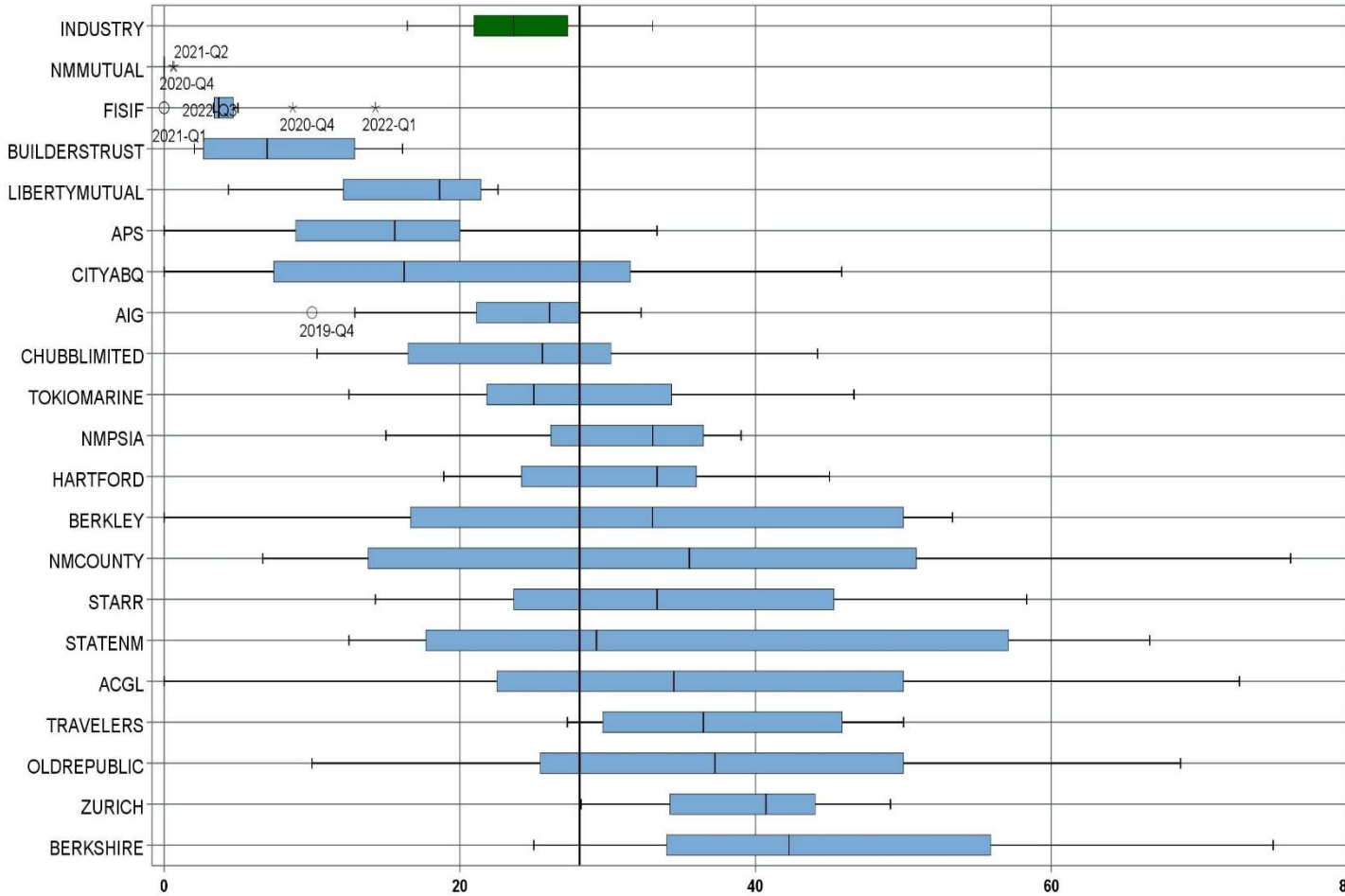
**\*\*The New Mexico Workers' Compensation Administration relies on carriers to accurately report their data to the agency. Carrier submissions are subject to computer edits and review by WCA staff. However, the data used in this report remains unaltered by the WCA. As such, data reporting errors can occur and may result in skewed scorecard results.**

Produced by the Economic Research & Policy Bureau  
 Richard Adu-Asamoah, Bureau Chief  
 Ruili Yan, Economist  
 Matthieu Cartron, Statistician

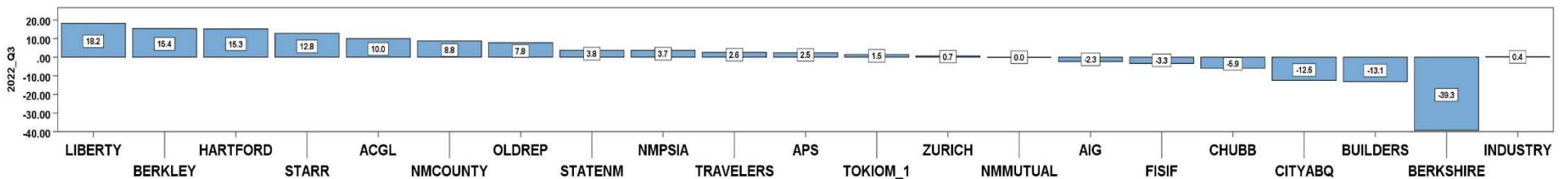
## **SCORECARD PROCESS AND NOTES**

- ❖ Carriers are grouped by the uppermost parent company identified by AM Best Corporation, rather than by the NM WCA-assigned carrier number.
- ❖ The graphical information presented on the first page of each section is based on the 20 carriers and self-insured entities with the highest volume of indemnity SROI reports submitted for the preceding 12 quarters. The selection of carriers by volume of SROIs will automatically “phase-out” carriers that cease to conduct business in New Mexico, and “phase-in” those that increase volume or become active, as needed.
- ❖ Each quarter is presented as a stand-alone quarter that only includes data for that quarter. Additionally, a summary report for the year is prepared alongside Q4 to give carriers an overview of the year.
- ❖ The detailed listing of reporting results is listed alphabetically, rather than by Z-score.

LATE FILING FROI TREND – 12 QTRS: First Report of Injury or Illness



Q3 CY 2022 Claim Summary		
Carrier Name	No.	% Late
ACGL	10	60
AIG	62	24
APS	19	16
BERKLEY	17	53
BERKSHIRE	14	36
BUILDERSTRUST	33	3
CHUBBLIMITED	46	30
CITYABQ	9	33
FISIF	25	0
HARTFORD	24	38
LIBERTYMUTUAL	31	23
NMCOUNTY	36	50
NMMUTUAL	155	0
NMPSIA	41	39
OLDREPUBLIC	17	41
STARR	13	46
STATENM	39	59
TOKIOMARINE	12	25
TRAVELERS	39	31
ZURICH	50	44
<b>Industry Average</b>	<b>830</b>	<b>28.1%</b>



**3<sup>rd</sup> QUARTER CY 2022**  
 New Mexico Workers' Compensation Administration

**LATE FILING FROI ITEMIZED: First Report of Injury or Illness – Q3 (CONT.)**

Carrier ID	Carrier Name	Number of ttd-ptd claims	Number Late	Late Ratio	Expected	Z-Score	Z > 2
ABF01	ABF FREIGHT SYSTEM INC	3	0	0.0%	1		
APS01	ALBUQUERQUE PUBLIC SCHOOLS	19	3	15.8%	5	-0.66	
58702	AMERICAN INTERNATIONAL GROUP, INC	62	15	24.2%	17	-0.21	
58459	ARCH CAPITAL GROUP LTD.	10	6	60.0%	3	1.73	
58448	ARGO GROUP INTERNATIONAL HOLDINGS, LTD	2	1	50.0%	1		
ABC01	ASSOC BUILDERS & CONTRACTORS	1	0	0.0%	0		
85085	AXA S.A.	6	3	50.0%	2		
58334	BERKSHIRE HATHAWAY INC	14	5	35.7%	4	0.41	
60081	BLUE CROSS BLUE SHIELD OF MI MUTUAL INS	7	3	42.9%	2		
BTR01	BUILDERS TRUST	33	1	3.0%	9	-1.36	
85512	CHANDLER INSURANCE COMPANY, LTD.	2	1	50.0%	1		
58303	CHUBB LIMITED	46	14	30.4%	13	0.13	
259	CHURCH MUTUAL INSURANCE COMPANY	2	1	50.0%	1		
12205	CIMARRON INSURANCE COMPANY	3	3	100.0%	1		
ABQ01	CITY OF ALBUQUERQUE	9	3	33.3%	3		
CAR01	CITY OF CARLSBAD	2	0	0.0%	1		
FAR01	CITY OF FARMINGTON	3	1	33.3%	1		
CLC01	CITY OF LAS CRUCES	2	0	0.0%	1		
44179	COPPERPOINT MUTUAL INSURANCE HOLDING CO	7	5	71.4%	2		
COS01	COSTCO WHOLESALE	1	0	0.0%	0		
DOL01	DOLLAR GENERAL (DOLGEN CORP)	2	0	0.0%	1		
318	DONEGAL MUTUAL INSURANCE COMPANY	1	0	0.0%	0		
51243	EMPLOYERS HOLDINGS, INC.	7	7	100.0%	2		
55579	ENSTAR GROUP LIMITED	4	0	0.0%	1		
58455	EVEREST RE GROUP LTD	2	1	50.0%	1		
44385	EVERGREEN PARENT, L.P.	3	3	100.0%	1		
58364	FAIRFAX FINANCIAL HOLDINGS LIMITED	4	3	75.0%	1		
FEX01	FEDERAL EXPRESS CORP POB 727	6	1	16.7%	2		
FED01	FEDERAL EXPRESS GROUND	1	0	0.0%	0		
384	FEDERATED MUTUAL INSURANCE COMPANY	3	1	33.3%	1		
FIS01	FOOD INDUSTRY SELF INS FUND OF NM	25	0	0.0%	7	-1.52	
<b>Total</b>		<b>830</b>	<b>233</b>	<b>28.1%</b>			

**3<sup>rd</sup> QUARTER CY 2022**  
 New Mexico Workers' Compensation Administration

**LATE FILING FROI ITEMIZED: First Report of Injury or Illness – Q3 (CONT.)**

Carrier ID	Carrier Name	Number of ttd-ptd claims	Number Late	Late Ratio	Expected	Z-Score	Z > 2
FMM01	FREEMPORT-MCMORAN CORP	2	0	0.0%	1		
50408	GENERAL ELECTRIC COMPANY	1	0	0.0%	0		
58707	HARTFORD FINANCIAL SERVICES GROUP INC	24	9	37.5%	7	0.51	
51114	LIBERTY MUTUAL HOLDING COMPANY INC.	31	7	22.6%	9	-0.30	
50177	LOEWS CORPORATION	8	5	62.5%	2		
LAN01	LOS ALAMOS LABS	2	1	50.0%	1		
58405	MARKEL CORPORATION	3	3	100.0%	1		
HCW01	N M HEALTHCARE W C GROUP	2	0	0.0%	1		
PSI01	N M PUBLIC SCHOOLS	41	16	39.0%	12	0.59	
RUR01	N M RURAL ELECTRIC COOP ASSOC	2	1	50.0%	1		
SIF01	N M SELF INSURERS FUND	2	0	0.0%	1		
2358	NATIONWIDE MUTUAL INSURANCE COMPANY	3	3	100.0%	1		
CIA01	NEW MEXICO ASSN. OF COUNTIES	36	18	50.0%	10	1.19	
HWG01	NEW MEXICO HOSPITAL WORK COMP GROUP	5	2	40.0%	1		
11527	NEW MEXICO MUTUAL CASUALTY COMPANY	155	0	0.0%	44	-1.52	
2381	OHIO FARMERS INSURANCE COMPANY	2	1	50.0%	1		
58439	OLD REPUBLIC INTERNATIONAL CORPORATION	17	7	41.2%	5	0.71	
PRE01	PRESBYTERIAN HEALTHCARE SERVICES	2	0	0.0%	1		
58332	PROTECTIVE INSURANCE CORPORATION	3	0	0.0%	1		
85434	QBE INSURANCE GROUP LIMITED	3	0	0.0%	1		
SJR01	SAN JUAN REGIONAL MEDICAL CENTER	6	1	16.7%	2		
SAN01	SANDIA CORPORATION	3	1	33.3%	1		
58466	SELECTIVE INSURANCE GROUP INC	2	1	50.0%	1		
2466	SENTRY INSURANCE A MUTUAL COMPANY	2	0	0.0%	1		
46834	SERVICE INSURANCE HOLDINGS, INC	1	0	0.0%	0		
55404	STARR INTERNATIONAL COMPANY, INC.	13	6	46.2%	4	0.98	
2479	STATE FARM MUTUAL AUTOMOBILE INS CO	1	0	0.0%	0		
SNM01	STATE OF NEW MEXICO RISK MGMT DIVISION	39	23	59.0%	11	1.67	
TAR01	TARGET STORES/DAYTON HUDSON	1	0	0.0%	0		
58505	THE HANOVER INSURANCE GROUP, INC.	2	0	0.0%	1		
KRO01	THE KROGER CO.	6	1	16.7%	2		
<b>Total</b>		<b>830</b>	<b>233</b>	<b>28.1%</b>			

**3<sup>rd</sup> QUARTER CY 2022**  
 New Mexico Workers' Compensation Administration

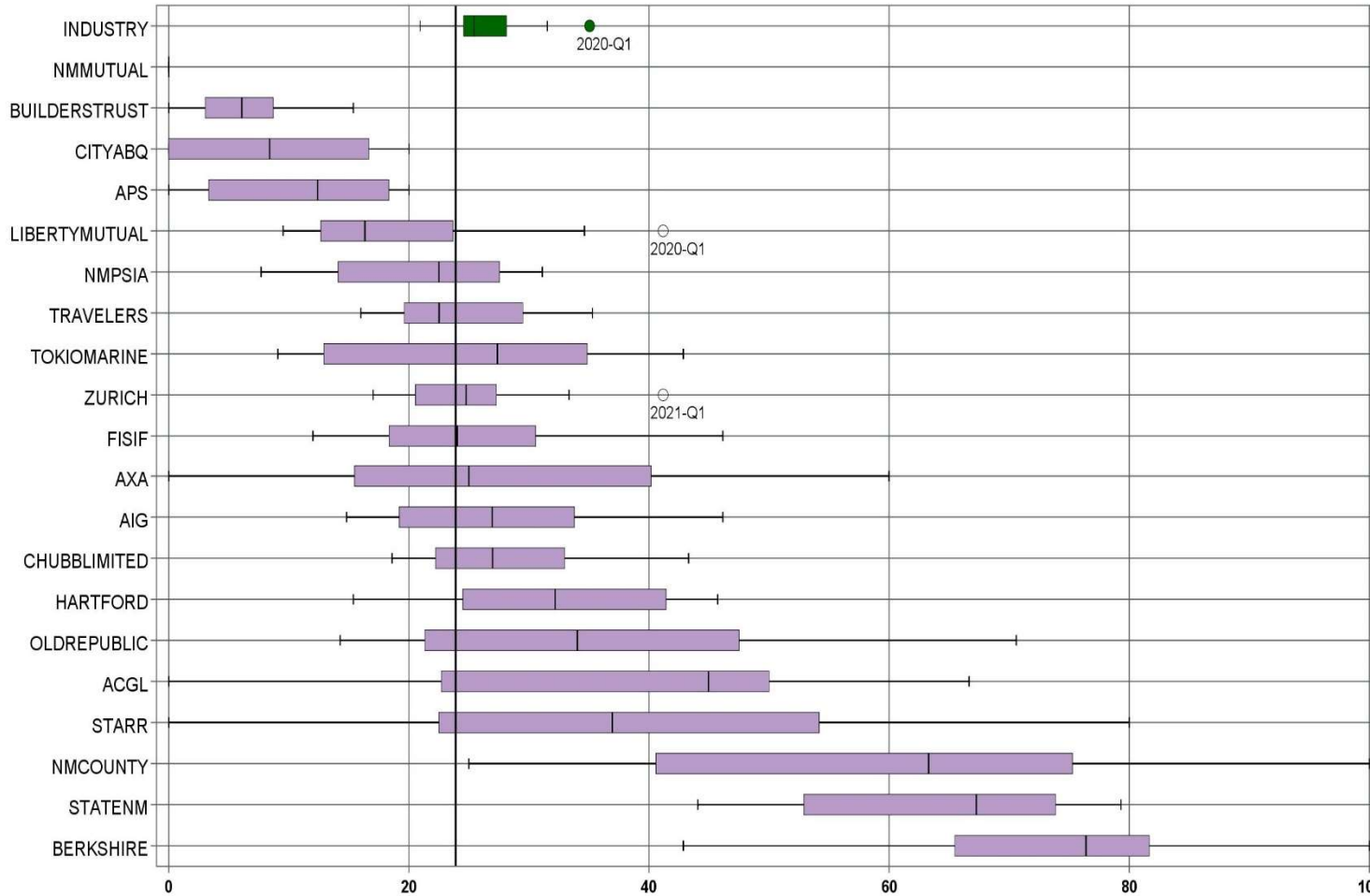
**LATE FILING FROI ITEMIZED: First Report of Injury or Illness – Q3 (CONT.)**

Carrier ID	Carrier Name	Number of ttd-ptd claims	Number Late	Late Ratio	Expected	Z-Score	Z > 2
58633	TOKIO MARINE HOLDINGS, INC.	12	3	25.0%	3	-0.17	
58470	TRAVELERS COMPANIES, INC.	39	12	30.8%	11	0.15	
58496	W. R. BERKLEY CORPORATION	17	9	52.9%	5	1.35	
50457	ZURICH INSURANCE GROUP LTD	50	22	44.0%	14	0.86	

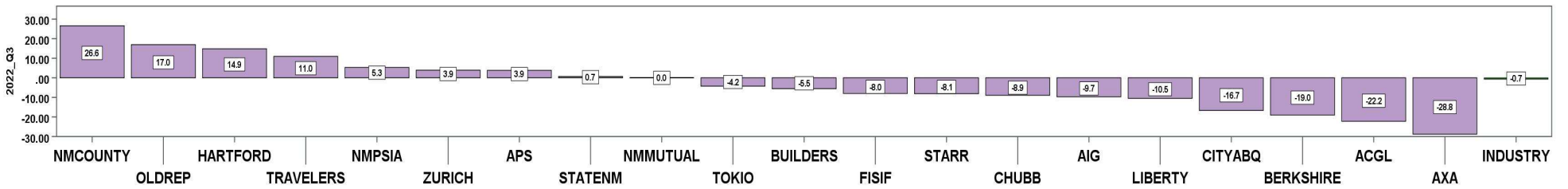
<b>Total</b>		<b>830</b>	<b>233</b>	<b>28.1%</b>			
--------------	--	------------	------------	--------------	--	--	--

3<sup>rd</sup> QUARTER CY 2022  
New Mexico Workers' Compensation Administration

LATE PAYMENT OF INITIAL BENEFITS TREND – 12 QTRS



Q3 CY 2022 Claim Summary		
Carrier Name	No.	% Late
ACGL	9	44
AIG	53	25
APS	19	11
AXA	6	17
BERKSHIRE	14	64
BUILDERSTRUST	31	6
CHUBB	45	24
CITYABQ	9	0
FISIF	25	12
HARTFORD	21	43
LIBERTYMUTUAL	30	13
NMCOUNTY	31	52
NMMUTUAL	150	0
NMPSIA	40	20
OLDREPUBLIC	16	31
STARR	11	36
STATENM	38	45
TOKIOMARINE	11	9
TRAVELERS	39	28
ZURICH	43	28
<b>Industry Average</b>	<b>767</b>	<b>23.9%</b>



**3<sup>rd</sup> QUARTER CY 2022**  
 New Mexico Workers' Compensation Administration

**LATE PAYMENT OF INITIAL BENEFITS ITEMIZED – Q3 (CONT.)**

Carrier ID	Carrier Name	Number of ttd-ptd claims	Number Late	Late Ratio	Expected	Z-Score	Z > 2
ABF01	ABF FREIGHT SYSTEM INC	3	1	33.3%	1		
APS01	ALBUQUERQUE PUBLIC SCHOOLS	19	2	10.5%	5	-0.67	
58702	AMERICAN INTERNATIONAL GROUP, INC	53	13	24.5%	13	0.03	
58459	ARCH CAPITAL GROUP LTD.	9	4	44.4%	2		
58448	ARGO GROUP INTERNATIONAL HOLDINGS, LTD	2	1	50.0%	0		
85085	AXA S.A.	6	1	16.7%	1		
58334	BERKSHIRE HATHAWAY INC	14	9	64.3%	3	2.02	*****
60081	BLUE CROSS BLUE SHIELD OF MI MUTUAL INS	7	5	71.4%	2		
BTR01	BUILDERS TRUST	31	2	6.5%	7	-0.87	
85512	CHANDLER INSURANCE COMPANY, LTD.	2	1	50.0%	0		
58303	CHUBB LIMITED	45	11	24.4%	11	0.03	
259	CHURCH MUTUAL INSURANCE COMPANY	1	0	0.0%	0		
12205	CIMARRON INSURANCE COMPANY	3	2	66.7%	1		
ABQ01	CITY OF ALBUQUERQUE	9	0	0.0%	2		
CAR01	CITY OF CARLSBAD	2	0	0.0%	0		
FAR01	CITY OF FARMINGTON	3	1	33.3%	1		
CLC01	CITY OF LAS CRUCES	2	0	0.0%	0		
44179	COPPERPOINT MUTUAL INSURANCE HOLDING CO	7	2	28.6%	2		
COS01	COSTCO WHOLESALE	1	0	0.0%	0		
DOL01	DOLLAR GENERAL (DOLGEN CORP)	1	0	0.0%	0		
318	DONEGAL MUTUAL INSURANCE COMPANY	1	1	100.0%	0		
51243	EMPLOYERS HOLDINGS, INC.	2	1	50.0%	0		
55579	ENSTAR GROUP LIMITED	4	2	50.0%	1		
58455	EVEREST RE GROUP LTD	2	1	50.0%	0		
44385	EVERGREEN PARENT, L.P.	3	3	100.0%	1		
58364	FAIRFAX FINANCIAL HOLDINGS LIMITED	1	0	0.0%	0		
FEX01	FEDERAL EXPRESS CORP POB 727	5	1	20.0%	1		
FED01	FEDERAL EXPRESS GROUND	1	0	0.0%	0		
384	FEDERATED MUTUAL INSURANCE COMPANY	2	1	50.0%	0		
FIS01	FOOD INDUSTRY SELF INS FUND OF NM	25	3	12.0%	6	-0.59	
<b>Total</b>		<b>767</b>	<b>183</b>	<b>23.9%</b>			



LATE PAYMENT OF INITIAL BENEFITS ITEMIZED – Q3 (CONT.)

Carrier ID	Carrier Name	Number of ttd-ptd claims	Number Late	Late Ratio	Expected	Z-Score	Z > 2
FMM01	FREEMPORT-MCMORAN CORP	2	0	0.0%	0		
50408	GENERAL ELECTRIC COMPANY	1	0	0.0%	0		
58707	HARTFORD FINANCIAL SERVICES GROUP INC	21	9	42.9%	5	0.95	
51114	LIBERTY MUTUAL HOLDING COMPANY INC.	30	4	13.3%	7	-0.53	
50177	LOEWS CORPORATION	8	4	50.0%	2		
LAN01	LOS ALAMOS LABS	2	2	100.0%	0		
58405	MARKEL CORPORATION	3	2	66.7%	1		
HCW01	N M HEALTHCARE W C GROUP	2	0	0.0%	0		
PSI01	N M PUBLIC SCHOOLS	40	8	20.0%	10	-0.19	
RUR01	N M RURAL ELECTRIC COOP ASSOC	2	0	0.0%	0		
SIF01	N M SELF INSURERS FUND	2	1	50.0%	0		
2358	NATIONWIDE MUTUAL INSURANCE COMPANY	3	2	66.7%	1		
CIA01	NEW MEXICO ASSN. OF COUNTIES	31	16	51.6%	7	1.39	
HWG01	NEW MEXICO HOSPITAL WORK COMP GROUP	4	1	25.0%	1		
11527	NEW MEXICO MUTUAL CASUALTY COMPANY	150	0	0.0%	36	-1.19	
2381	OHIO FARMERS INSURANCE COMPANY	1	1	100.0%	0		
58439	OLD REPUBLIC INTERNATIONAL CORPORATION	16	5	31.3%	4	0.37	
PRE01	PRESBYTERIAN HEALTHCARE SERVICES	2	1	50.0%	0		
58332	PROTECTIVE INSURANCE CORPORATION	1	0	0.0%	0		
85434	QBE INSURANCE GROUP LIMITED	3	0	0.0%	1		
SJR01	SAN JUAN REGIONAL MEDICAL CENTER	6	1	16.7%	1		
SAN01	SANDIA CORPORATION	3	1	33.3%	1		
58466	SELECTIVE INSURANCE GROUP INC	1	1	100.0%	0		
2466	SENTRY INSURANCE A MUTUAL COMPANY	2	0	0.0%	0		
46834	SERVICE INSURANCE HOLDINGS, INC	1	0	0.0%	0		
55404	STARR INTERNATIONAL COMPANY, INC.	11	4	36.4%	3	0.63	
SNM01	STATE OF NEW MEXICO RISK MGMT DIVISION	38	17	44.7%	9	1.04	
TAR01	TARGET STORES/DAYTON HUDSON	1	0	0.0%	0		
58505	THE HANOVER INSURANCE GROUP, INC.	2	1	50.0%	0		
KRO01	THE KROGER CO.	5	0	0.0%	1		
<b>Total</b>		<b>767</b>	<b>183</b>	<b>23.9%</b>			

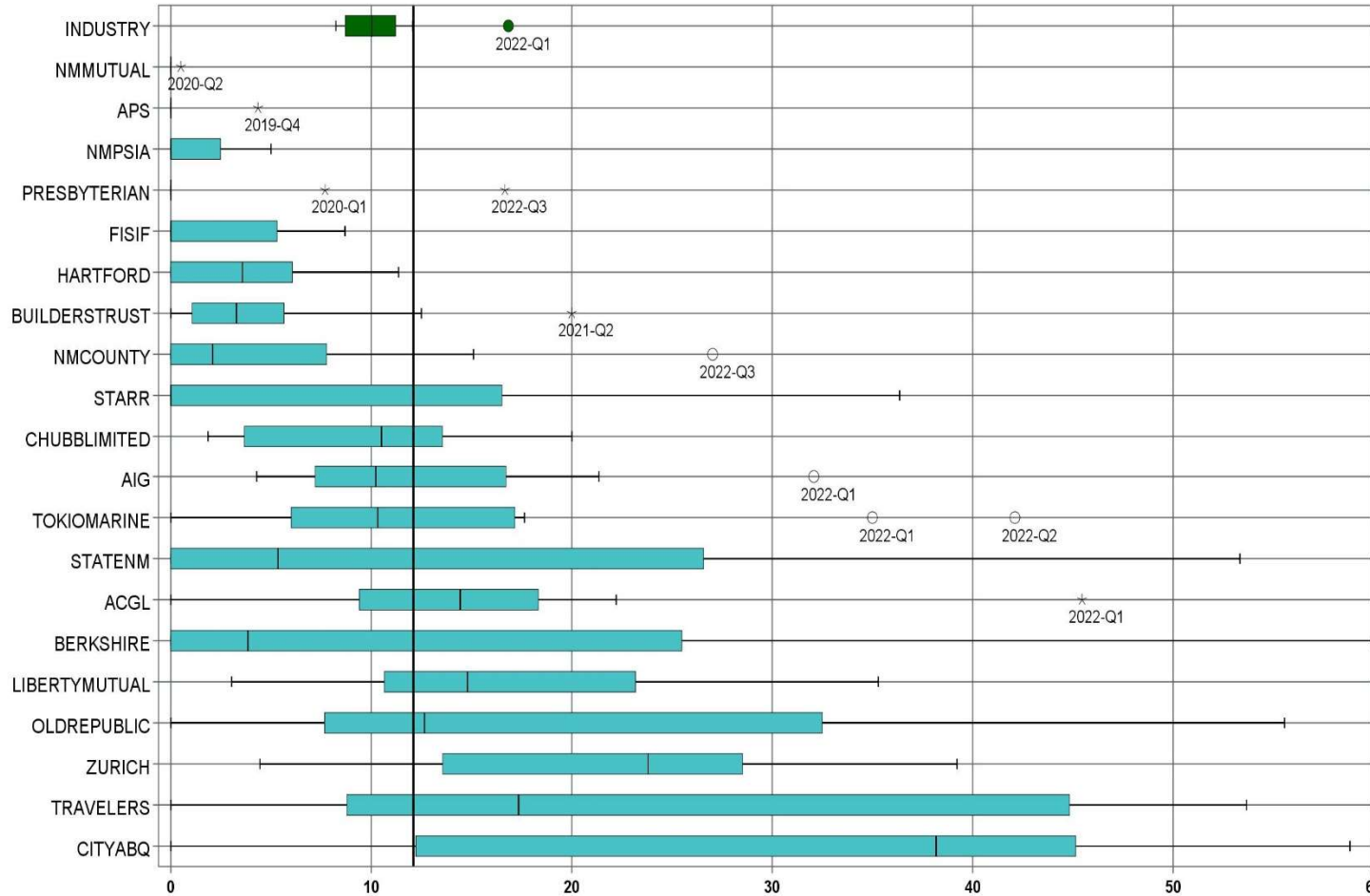
**3<sup>rd</sup> QUARTER CY 2022**  
 New Mexico Workers' Compensation Administration

**LATE PAYMENT OF INITIAL BENEFITS ITEMIZED – Q3 (CONT.)**

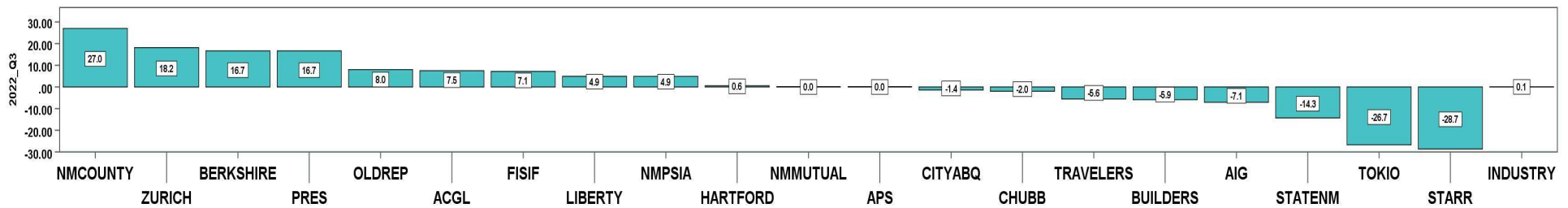
Carrier ID	Carrier Name	Number of ttd-ptd claims	Number Late	Late Ratio	Expected	Z-Score	Z > 2
58633	TOKIO MARINE HOLDINGS, INC.	11	1	9.1%	3	-0.74	
58470	TRAVELERS COMPANIES, INC.	39	11	28.2%	9	0.22	
58496	W. R. BERKLEY CORPORATION	14	10	71.4%	3	2.38	*****
50457	ZURICH INSURANCE GROUP LTD	43	12	27.9%	10	0.20	

<b>Total</b>		<b>767</b>	<b>183</b>	<b>23.9%</b>			
--------------	--	------------	------------	--------------	--	--	--

LATE FILING SROI TREND – 12 QTRS: Subsequent Report of Injury



Q3 CY 2022 Claim Summary		
Carrier Name	No.	% Late
ACGL	10	20
AIG	69	9
APS	19	0
BERKSHIRE	16	50
BUILDERSTRUST	34	0
CHUBBLIMITED	50	18
CITYABQ	9	44
FISIF	28	7
HARTFORD	25	4
LIBERTYMUTUAL	48	15
NMCOUNTY	37	27
NMMUTUAL	161	0
NMPSIA	41	5
OLDREPUBLIC	21	24
PRESBYTERIAN	6	17
STARR	13	8
STATENM	46	7
TOKIOMARINE	13	15
TRAVELERS	45	11
ZURICH	51	39
<b>Industry Average</b>	<b>921</b>	<b>12.1%</b>



**3<sup>rd</sup> QUARTER CY 2022**  
 New Mexico Workers' Compensation Administration

**LATE FILING SROI ITEMIZED – Q3: Subsequent Report of Injury (CONT.)**

Carrier ID	Carrier Name	Number of ttd-ptd claims	Number Late	Late Ratio	Expected	Z-Score	Z > 2
ABF01	ABF FREIGHT SYSTEM INC	3	0	0.0%	0		
APS01	ALBUQUERQUE PUBLIC SCHOOLS	19	0	0.0%	2	-0.92	
58317	AMERICAN FINANCIAL GROUP, INC	1	1	100.0%	0		
58702	AMERICAN INTERNATIONAL GROUP, INC	69	6	8.7%	8	-0.26	
52536	AMERISURE MUTUAL HOLDINGS INC	1	0	0.0%	0		
58459	ARCH CAPITAL GROUP LTD.	10	2	20.0%	1	0.61	
58448	ARGO GROUP INTERNATIONAL HOLDINGS, LTD	3	0	0.0%	0		
ABC01	ASSOC BUILDERS & CONTRACTORS	1	1	100.0%	0		
85085	AXA S.A.	8	2	25.0%	1		
58334	BERKSHIRE HATHAWAY INC	16	8	50.0%	2	2.90	*****
60081	BLUE CROSS BLUE SHIELD OF MI MUTUAL INS	7	0	0.0%	1		
BTR01	BUILDERS TRUST	34	0	0.0%	4	-0.92	
85512	CHANDLER INSURANCE COMPANY, LTD.	3	0	0.0%	0		
CHR01	CHRISTUS ST VINCENT HOSPITAL	1	0	0.0%	0		
58303	CHUBB LIMITED	50	9	18.0%	6	0.46	
259	CHURCH MUTUAL INSURANCE COMPANY	2	2	100.0%	0		
12205	CIMARRON INSURANCE COMPANY	4	0	0.0%	0		
ABQ01	CITY OF ALBUQUERQUE	9	4	44.4%	1		
CAR01	CITY OF CARLSBAD	2	0	0.0%	0		
FAR01	CITY OF FARMINGTON	3	1	33.3%	0		
CLC01	CITY OF LAS CRUCES	2	0	0.0%	0		
44179	COPPERPOINT MUTUAL INSURANCE HOLDING CO	7	2	28.6%	1		
COS01	COSTCO WHOLESALE	1	0	0.0%	0		
11130	DAKOTA TRUCK UNDERWRITERS	1	1	100.0%	0		
DOL01	DOLLAR GENERAL (DOLGEN CORP)	2	0	0.0%	0		
318	DONEGAL MUTUAL INSURANCE COMPANY	2	0	0.0%	0		
51243	EMPLOYERS HOLDINGS, INC.	7	2	28.6%	1		
55579	ENSTAR GROUP LIMITED	4	1	25.0%	0		
58455	EVEREST RE GROUP LTD	2	0	0.0%	0		
44385	EVERGREEN PARENT, L.P.	3	0	0.0%	0		
58364	FAIRFAX FINANCIAL HOLDINGS LIMITED	4	0	0.0%	0		
<b>Total</b>		<b>921</b>	<b>111</b>	<b>12.1%</b>			

LATE FILING SROI ITEMIZED – Q3: Subsequent Report of Injury (CONT.)

Carrier ID	Carrier Name	Number of ttd-ptd claims	Number Late	Late Ratio	Expected	Z-Score	Z > 2
FEX01	FEDERAL EXPRESS CORP POB 727	8	1	12.5%	1		
FED01	FEDERAL EXPRESS GROUND	1	0	0.0%	0		
384	FEDERATED MUTUAL INSURANCE COMPANY	4	3	75.0%	0		
FIS01	FOOD INDUSTRY SELF INS FUND OF NM	28	2	7.1%	3	-0.38	
FMM01	FREEPART-MCMORAN CORP	2	0	0.0%	0		
50408	GENERAL ELECTRIC COMPANY	1	0	0.0%	0		
58707	HARTFORD FINANCIAL SERVICES GROUP INC	25	1	4.0%	3	-0.62	
51114	LIBERTY MUTUAL HOLDING COMPANY INC.	48	7	14.6%	6	0.19	
50177	LOEWS CORPORATION	10	2	20.0%	1	0.61	
LAN01	LOS ALAMOS LABS	2	0	0.0%	0		
58405	MARKEL CORPORATION	3	0	0.0%	0		
HCW01	N M HEALTHCARE W C GROUP	2	0	0.0%	0		
PSI01	N M PUBLIC SCHOOLS	41	2	4.9%	5	-0.55	
RUR01	N M RURAL ELECTRIC COOP ASSOC	2	0	0.0%	0		
SIF01	N M SELF INSURERS FUND	2	0	0.0%	0		
2358	NATIONWIDE MUTUAL INSURANCE COMPANY	3	0	0.0%	0		
CIA01	NEW MEXICO ASSN. OF COUNTIES	37	10	27.0%	4	1.15	
HWG01	NEW MEXICO HOSPITAL WORK COMP GROUP	5	0	0.0%	1		
11527	NEW MEXICO MUTUAL CASUALTY COMPANY	161	0	0.0%	19	-0.92	
2381	OHIO FARMERS INSURANCE COMPANY	2	0	0.0%	0		
58439	OLD REPUBLIC INTERNATIONAL CORPORATION	21	5	23.8%	3	0.90	
PRE01	PRESBYTERIAN HEALTHCARE SERVICES	6	1	16.7%	1		
58332	PROTECTIVE INSURANCE CORPORATION	4	0	0.0%	0		
85434	QBE INSURANCE GROUP LIMITED	4	0	0.0%	0		
SJR01	SAN JUAN REGIONAL MEDICAL CENTER	6	0	0.0%	1		
SAN01	SANDIA CORPORATION	4	0	0.0%	0		
58466	SELECTIVE INSURANCE GROUP INC	2	0	0.0%	0		
2466	SENTRY INSURANCE A MUTUAL COMPANY	6	0	0.0%	1		
46834	SERVICE INSURANCE HOLDINGS, INC	2	0	0.0%	0		
55404	STARR INTERNATIONAL COMPANY, INC.	13	1	7.7%	2	-0.33	
2479	STATE FARM MUTUAL AUTOMOBILE INS CO	3	1	33.3%	0		
<b>Total</b>		<b>921</b>	<b>111</b>	<b>12.1%</b>			

**3<sup>rd</sup> QUARTER CY 2022**  
 New Mexico Workers' Compensation Administration

**LATE FILING SROI ITEMIZED – Q3: Subsequent Report of Injury (CONT.)**

Carrier ID	Carrier Name	Number of ttd-ptd claims	Number Late	Late Ratio	Expected	Z-Score	Z > 2
SNM01	STATE OF NEW MEXICO RISK MGMT DIVISION	46	3	6.5%	6	-0.42	
TAR01	TARGET STORES/DAYTON HUDSON	1	0	0.0%	0		
58505	THE HANOVER INSURANCE GROUP, INC.	2	1	50.0%	0		
KRO01	THE KROGER CO.	6	0	0.0%	1		
58633	TOKIO MARINE HOLDINGS, INC.	13	2	15.4%	2	0.26	
58470	TRAVELERS COMPANIES, INC.	45	5	11.1%	5	-0.07	
58496	W. R. BERKLEY CORPORATION	18	2	11.1%	2	-0.07	
50457	ZURICH INSURANCE GROUP LTD	51	20	39.2%	6	2.08	*****

<b>Total</b>		<b>921</b>	<b>111</b>	<b>12.1%</b>			
--------------	--	------------	------------	--------------	--	--	--

**3<sup>rd</sup> QUARTER CY 2022**  
New Mexico Workers' Compensation Administration

**12 QUARTER LEGAL ACTIVITY REPORT**

Carrier ID	Carrier Name	Total	No Legal Activity	Legal Activity	% Legal Activity
ABF01	ABF FREIGHT SYSTEM INC	25	21	4	16.0%
H2001	ABQ/BERNCO WATER UTILITY AUTHORITY	15	12	3	20.0%
33652	ACCIDENT INSURANCE COMPANY, INC.	1	1	0	0.0%
468	ACUITY A MUTUAL INS COMPANY	29	22	7	24.1%
APS01	ALBUQUERQUE PUBLIC SCHOOLS	171	154	17	9.9%
85449	ALLIANZ SE	2	0	2	100.0%
ALL01	ALLSUP ENTERPRISES INC	8	6	2	25.0%
86794	AMERICAN CONTRACTORS INSURANCE GROUP LTD	1	0	1	100.0%
58317	AMERICAN FINANCIAL GROUP, INC	11	9	2	18.2%
58702	AMERICAN INTERNATIONAL GROUP, INC	1,037	888	149	14.4%
6087	AMERICAN NATIONAL INSURANCE COMPANY	3	3	0	0.0%
52536	AMERISURE MUTUAL HOLDINGS INC	5	5	0	0.0%
58459	ARCH CAPITAL GROUP LTD.	182	157	25	13.7%
ASF01	ARCHDIOCESE OF SANTA FE	9	9	0	0.0%
58448	ARGO GROUP INTERNATIONAL HOLDINGS, LTD	80	68	12	15.0%
ABC01	ASSOC BUILDERS & CONTRACTORS	27	19	8	29.6%
51156	ASSURANT INC	1	1	0	0.0%
85085	AXA S.A.	138	111	27	19.6%
BAS01	BASHA'S INC	1	1	0	0.0%
58334	BERKSHIRE HATHAWAY INC	184	157	27	14.7%
46512	BIC HOLDINGS LLC	21	17	4	19.0%
60081	BLUE CROSS BLUE SHIELD OF MI MUTUAL INS	75	61	14	18.7%
221	BROTHERHOOD MUTUAL INSURANCE COMPANY	10	4	6	60.0%
BTR01	BUILDERS TRUST	484	394	90	18.6%
2081	CENTRAL MUTUAL INSURANCE COMPANY	3	3	0	0.0%
85512	CHANDLER INSURANCE COMPANY, LTD.	37	21	16	43.2%
CHE01	CHEVRON USA	2	0	2	100.0%
46331	CHINA MINSHENG INVESTMENT GROUP CORP LTD	2	1	1	50.0%
CHR01	CHRISTUS ST VINCENT HOSPITAL	31	26	5	16.1%
58303	CHUBB LIMITED	787	653	134	17.0%
259	CHURCH MUTUAL INSURANCE COMPANY	15	11	4	26.7%
<b>12 Quarter Total</b>		<b>12,084</b>	<b>10,021</b>	<b>2,063</b>	<b>17.1%</b>

## 12 QUARTER LEGAL ACTIVITY REPORT (CONT.)

Carrier ID	Carrier Name	Total	No Legal Activity	Legal Activity	% Legal Activity
12205	CIMARRON INSURANCE COMPANY	12	10	2	16.7%
58704	CINCINNATI FINANCIAL CORPORATION	25	15	10	40.0%
ABQ01	CITY OF ALBUQUERQUE	181	155	26	14.4%
CAR01	CITY OF CARLSBAD	18	15	3	16.7%
FAR01	CITY OF FARMINGTON	31	28	3	9.7%
CLC01	CITY OF LAS CRUCES	49	43	6	12.2%
CSF01	CITY OF SANTA FE	27	24	3	11.1%
3633	COLUMBIA MUTUAL INSURANCE COMPANY	3	3	0	0.0%
44179	COPPERPOINT MUTUAL INSURANCE HOLDING CO	29	20	9	31.0%
COS01	COSTCO WHOLESALE	30	26	4	13.3%
11130	DAKOTA TRUCK UNDERWRITERS	2	1	1	50.0%
DOL01	DOLLAR GENERAL (DOLGEN CORP)	15	12	3	20.0%
318	DONEGAL MUTUAL INSURANCE COMPANY	53	40	13	24.5%
51243	EMPLOYERS HOLDINGS, INC.	66	49	17	25.8%
2161	EMPLOYERS MUTUAL CASUALTY COMPANY	2	1	1	50.0%
55579	ENSTAR GROUP LIMITED	41	33	8	19.5%
51656	ERNEST RADY TRUST	2	1	1	50.0%
58455	EVEREST RE GROUP LTD	42	38	4	9.5%
44385	EVERGREEN PARENT, L.P.	23	20	3	13.0%
58364	FAIRFAX FINANCIAL HOLDINGS LIMITED	63	51	12	19.0%
52562	FARM BUREAU MUTUAL HOLDING COMPANY	43	31	12	27.9%
FEX01	FEDERAL EXPRESS CORP POB 727	45	39	6	13.3%
FED01	FEDERAL EXPRESS GROUND	23	21	2	8.7%
384	FEDERATED MUTUAL INSURANCE COMPANY	61	47	14	23.0%
385	FEDERATED RURAL ELECTRIC INSURANCE EXCH	1	0	1	100.0%
FIS01	FOOD INDUSTRY SELF INS FUND OF NM	340	296	44	12.9%
59492	FOSUN INTERNATIONAL HOLDINGS LTD	1	0	1	100.0%
FMM01	FREEPORT-MCMORAN CORP	26	24	2	7.7%
50408	GENERAL ELECTRIC COMPANY	2	2	0	0.0%
54044	GROUP ONE THOUSAND ONE, LLC	3	3	0	0.0%
58707	HARTFORD FINANCIAL SERVICES GROUP INC	410	330	80	19.5%
<b>12 Quarter Total</b>		<b>12,084</b>	<b>10,021</b>	<b>2,063</b>	<b>17.1%</b>



**12 QUARTER LEGAL ACTIVITY REPORT (CONT.)**

Carrier ID	Carrier Name	Total	No Legal Activity	Legal Activity	% Legal Activity
HEA01	HEALTHSOUTH REHAB CORP	2	2	0	0.0%
51160	INTACT FINANCIAL CORPORATION	5	2	3	60.0%
ITL01	INTEL CORPORATION	15	14	1	6.7%
51391	JAMESTOWN HOLDINGS CORP.	4	4	0	0.0%
KIE01	KIEWIT CONSTRUCTION GROUP INC	1	1	0	0.0%
51114	LIBERTY MUTUAL HOLDING COMPANY INC.	388	332	56	14.4%
50177	LOEWS CORPORATION	116	88	28	24.1%
LAN01	LOS ALAMOS LABS	42	39	3	7.1%
MAC01	MACYS INC	1	0	1	100.0%
11387	MAINE EMPLOYERS MUTUAL INSURANCE COMPANY	2	2	0	0.0%
58405	MARKEL CORPORATION	56	50	6	10.7%
MCA01	MECH CONTRACTORS ASSOC OF NM	8	8	0	0.0%
02327	MIDWEST FAMILY MUTUAL INSURANCE CO	1	1	0	0.0%
52662	MS&AD INSURANCE GROUP HOLDINGS, INC.	1	0	1	100.0%
HCW01	N M HEALTHCARE W C GROUP	25	21	4	16.0%
PSI01	N M PUBLIC SCHOOLS	483	424	59	12.2%
RUR01	N M RURAL ELECTRIC COOP ASSOC	20	18	2	10.0%
SIF01	N M SELF INSURERS FUND	38	33	5	13.2%
2358	NATIONWIDE MUTUAL INSURANCE COMPANY	21	18	3	14.3%
CIA01	NEW MEXICO ASSN. OF COUNTIES	499	398	101	20.2%
HWG01	NEW MEXICO HOSPITAL WORK COMP GROUP	62	55	7	11.3%
11527	NEW MEXICO MUTUAL CASUALTY COMPANY	2,063	1,677	386	18.7%
AGC01	NM BUILDING BRANCH AGC	18	15	3	16.7%
2381	OHIO FARMERS INSURANCE COMPANY	10	8	2	20.0%
58439	OLD REPUBLIC INTERNATIONAL CORPORATION	230	177	53	23.0%
320	PHARMACISTS MUTUAL INSURANCE COMPANY	1	1	0	0.0%
PWC01	PINNACLE WEST CAPITAL CORP	11	10	1	9.1%
PRE01	PRESBYTERIAN HEALTHCARE SERVICES	150	132	18	12.0%
59716	PROSIGHT GLOBAL HOLDINGS LTD	1	1	0	0.0%
58332	PROTECTIVE INSURANCE CORPORATION	38	25	13	34.2%
85434	QBE INSURANCE GROUP LIMITED	38	34	4	10.5%
<b>12 Quarter Total</b>		<b>12,084</b>	<b>10,021</b>	<b>2,063</b>	<b>17.1%</b>

**3<sup>rd</sup> QUARTER CY 2022**  
 New Mexico Workers' Compensation Administration

**12 QUARTER LEGAL ACTIVITY REPORT (CONT.)**

Carrier ID	Carrier Name	Total	No Legal Activity	Legal Activity	% Legal Activity
QCI01	QWEST COMMUNICATIONS INTERNATIONAL	1	0	1	100.0%
RYD01	RYDER SYSTEMS INC	1	0	1	100.0%
SJR01	SAN JUAN REGIONAL MEDICAL CENTER	53	51	2	3.8%
SAN01	SANDIA CORPORATION	32	29	3	9.4%
58466	SELECTIVE INSURANCE GROUP INC	16	8	8	50.0%
2466	SENTRY INSURANCE A MUTUAL COMPANY	94	84	10	10.6%
46834	SERVICE INSURANCE HOLDINGS, INC	23	19	4	17.4%
01929	SFM MUTUAL INSURANCE COMPANY	1	1	0	0.0%
52641	SOMPO HOLDINGS INC	20	17	3	15.0%
55404	STARR INTERNATIONAL COMPANY, INC.	141	119	22	15.6%
2479	STATE FARM MUTUAL AUTOMOBILE INS CO	22	16	6	27.3%
SNM01	STATE OF NEW MEXICO RISK MGMT DIVISION	649	539	110	16.9%
33806	SUNZ HOLDINGS LLC	1	1	0	0.0%
TAR01	TARGET STORES/DAYTON HUDSON	13	12	1	7.7%
58505	THE HANOVER INSURANCE GROUP, INC.	17	13	4	23.5%
KRO01	THE KROGER CO.	63	50	13	20.6%
58633	TOKIO MARINE HOLDINGS, INC.	203	176	27	13.3%
58470	TRAVELERS COMPANIES, INC.	568	460	108	19.0%
58496	W. R. BERKLEY CORPORATION	141	102	39	27.7%
3482	WCF MUTUAL INSURANCE COMPANY	1	1	0	0.0%
46966	WESTAIM HIIG LP	6	5	1	16.7%
WES01	WESTERN REFINING	1	0	1	100.0%
50457	ZURICH INSURANCE GROUP LTD	601	515	86	14.3%
<b>12 Quarter Total</b>		<b>12,084</b>	<b>10,021</b>	<b>2,063</b>	<b>17.1%</b>