



STATE OF NEW MEXICO
**Workers' Compensation
 Administration**

**CALENDAR YEAR 2019
 INSURER SCORECARD**

CONTENTS

SCORECARD PROCESS AND NOTES1

LATE FILING FROI TREND – 12 QTRS: First Report of Injury or Illness2

LATE FILING FROI ITEMIZED: First Report of Injury or Illness – CY 2019 (CONT.).....3

LATE FILING FROI ITEMIZED: First Report of Injury or Illness – CY 2019 (CONT.).....4

LATE FILING FROI ITEMIZED: First Report of Injury or Illness – CY 2019 (CONT.).....5

LATE PAYMENT OF INITIAL BENEFITS TREND – 12 QTRS6

LATE PAYMENT OF INITIAL BENEFITS ITEMIZED – CY 2019 (CONT.).....7

LATE PAYMENT OF INITIAL BENEFITS ITEMIZED – CY 2019 (CONT.).....8

LATE PAYMENT OF INITIAL BENEFITS ITEMIZED – CY 2019 (CONT.).....9

LATE FILING SROI TREND – 12 QTRS: Subsequent Report of Injury.....10

LATE FILING SROI ITEMIZED – CY 2019: Subsequent Report of Injury (CONT.).....11

LATE FILING SROI ITEMIZED – CY 2019: Subsequent Report of Injury (CONT.).....12

LATE FILING SROI ITEMIZED – CY 2019: Subsequent Report of Injury (CONT.).....13

12 QUARTER LEGAL ACTIVITY REPORT.....14

12 QUARTER LEGAL ACTIVITY REPORT (CONT.).....15

12 QUARTER LEGAL ACTIVITY REPORT (CONT.).....16

12 QUARTER LEGAL ACTIVITY REPORT (CONT.).....17

****The New Mexico Workers' Compensation Administration relies on carriers to accurately report their data to the agency. Carrier submissions are subject to computer edits and review by WCA staff. However, the data used in this report remains unaltered by the WCA. As such, data reporting errors can occur and may result in skewed scorecard results.**

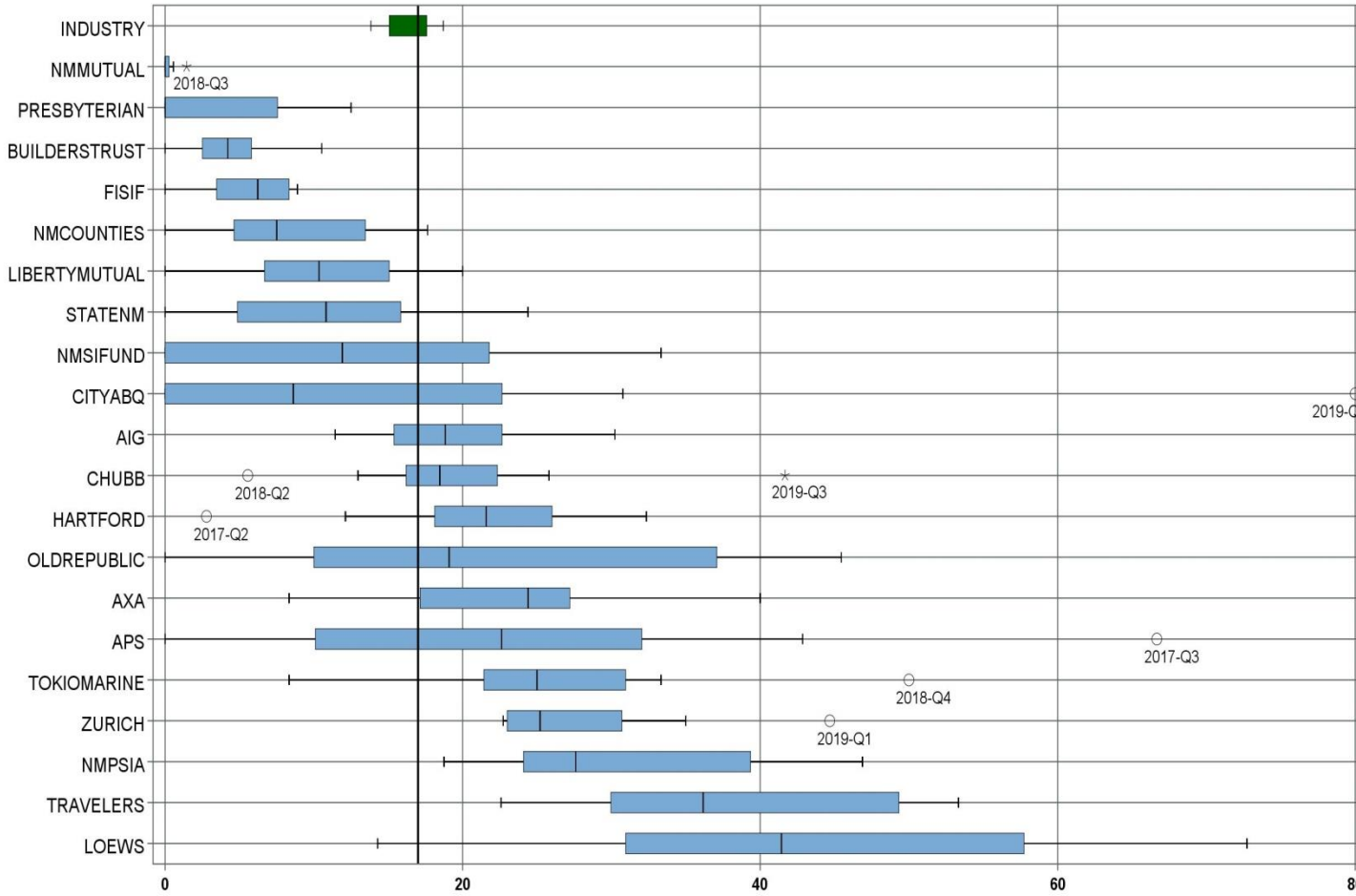
Produced by the Economic Research & Policy Bureau
 Richard Adu-Asamoah, Bureau Chief
 Ruili Yan, Economist

SCORECARD PROCESS AND NOTES

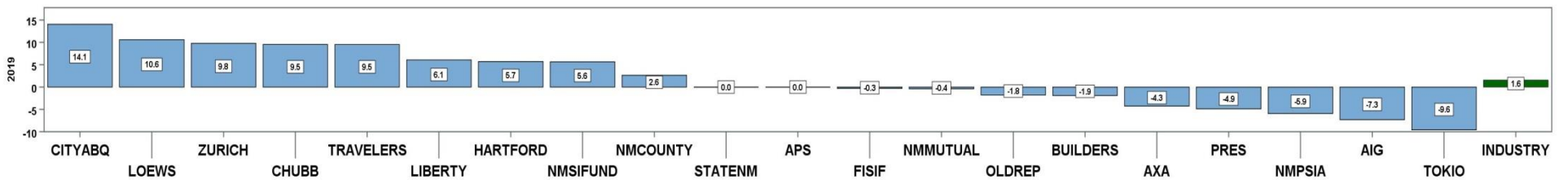
- ❖ Carriers are grouped by the uppermost parent company identified by AM Best Corporation, rather than by the NM WCA-assigned carrier number.
- ❖ The graphic information presented on the first page of each section is based on the 20 entities with the highest volume of indemnity SROI reports submitted for the preceding 12 quarters, rather than the same fixed 20 entities. The process will automatically “phase-out” companies that cease doing business in New Mexico, and “phase-in” companies that increase volume or become active, as needed.
- ❖ Each quarter is presented as a stand-alone quarter which only includes data for that quarter. Additionally, a summary report for the year is prepared alongside Q4 to give reporters the whole picture of the year.
- ❖ The detailed listing of reporting results is listed alphabetically, rather than by Z-score.

CALENDAR YEAR 2019
New Mexico Workers' Compensation Administration

LATE FILING FROI TREND – 12 QTRS: First Report of Injury or Illness



CY 2019 Claim Summary		
Carrier Name	No.	% Late
AIG	185	17
APS	50	14
AXA	49	18
BUILDERSTRUST	174	3
CHUBB LIMITED	235	26
CITYABQ	40	25
FISIF	117	4
HARTFORD	123	27
LIBERTYMUTUAL	154	14
LOEWS	42	50
NMCOUNTIES	23	9
NMMUTUAL	685	0
NMPSIA	197	23
NMSIFUND	68	12
OLDREPUBLIC	55	24
PRESBYTERIAN	55	0
STATENM	101	9
TOKIO MARINE	50	22
TRAVELERS	151	47
ZURICH	160	34
Industry Average	3,373	17.0%



CALENDAR YEAR 2019
New Mexico Workers' Compensation Administration

LATE FILING FROI ITEMIZED: First Report of Injury or Illness – CY 2019 (CONT.)

Carrier ID	Carrier Name	Number of ttd-ptd claims	Number Late	Late Ratio	Expected	Z-Score	Z > 2
ABF01	ABF FREIGHT SYSTEM INC	8	1	12.5%	1		
H2O01	ABQ/BERNCO WATER UTILITY AUTHORITY	1	0	0.0%	0		
468	ACUITY A MUTUAL INS COMPANY	10	3	30.0%	2	0.78	
APS01	ALBUQUERQUE PUBLIC SCHOOLS	50	7	14.0%	8	-0.18	
85449	ALLIANZ SE	1	0	0.0%	0		
ALL01	ALLSUP ENTERPRISES INC	23	1	4.3%	4	-0.75	
58317	AMERICAN FINANCIAL GROUP, INC	6	2	33.3%	1		
58702	AMERICAN INTERNATIONAL GROUP, INC	185	31	16.8%	31	-0.01	
6087	AMERICAN NATIONAL INSURANCE COMPANY	3	2	66.7%	1		
58459	ARCH CAPITAL GROUP LTD.	27	6	22.2%	5	0.31	
58448	ARGO GROUP INTERNATIONAL HOLDINGS, LTD	18	12	66.7%	3	2.96	*****
ABC01	ASSOC BUILDERS & CONTRACTORS	6	0	0.0%	1		
85085	AXA S.A.	49	9	18.4%	8	0.08	
58334	BERKSHIRE HATHAWAY INC	24	5	20.8%	4	0.23	
46512	BIC HOLDINGS LLC	6	2	33.3%	1		
60081	BLUE CROSS BLUE SHIELD OF MI MUTUAL INS	20	15	75.0%	3	3.46	*****
221	BROTHERHOOD MUTUAL INSURANCE COMPANY	1	0	0.0%	0		
BTR01	BUILDERS TRUST	174	6	3.4%	30	-0.81	
2081	CENTRAL MUTUAL INSURANCE COMPANY	2	1	50.0%	0		
85512	CHANDLER INSURANCE COMPANY, LTD.	3	1	33.3%	1		
CHR01	CHRISTUS ST VINCENT HOSPITAL	15	1	6.7%	3	-0.61	
58303	CHUBB LIMITED	235	60	25.5%	40	0.51	
259	CHURCH MUTUAL INSURANCE COMPANY	2	0	0.0%	0		
12205	CIMARRON INSURANCE COMPANY	3	0	0.0%	1		
ABQ01	CITY OF ALBUQUERQUE	40	10	25.0%	7	0.48	
CAR01	CITY OF CARLSBAD	7	1	14.3%	1		
FAR01	CITY OF FARMINGTON	7	3	42.9%	1		
CLC01	CITY OF LAS CRUCES	17	4	23.5%	3	0.39	
CSF01	CITY OF SANTA FE	11	0	0.0%	2	-1.01	
44179	COPPERPOINT MUTUAL INSURANCE HOLDING CO	4	2	50.0%	1		
COS01	COSTCO WHOLESALE	5	0	0.0%	1		
Total		3,373	572	17.0%			

CALENDAR YEAR 2019
New Mexico Workers' Compensation Administration

LATE FILING FROI ITEMIZED: First Report of Injury or Illness – CY 2019 (CONT.)

Carrier ID	Carrier Name	Number of ttd-ptd claims	Number Late	Late Ratio	Expected	Z-Score	Z > 2
DOL01	DOLLAR GENERAL(DOLGEN CORP)	4	1	25.0%	1		
318	DONEGAL MUTUAL INSURANCE COMPANY	24	7	29.2%	4	0.73	
51243	EMPLOYERS HOLDINGS, INC.	34	7	20.6%	6	0.22	
2161	EMPLOYERS MUTUAL CASUALTY COMPANY	4	2	50.0%	1		
55579	ENSTAR GROUP LIMITED	17	2	11.8%	3	-0.31	
58455	EVEREST RE GROUP LTD	8	3	37.5%	1		
44385	EVERGREEN PARENT, L.P.	4	2	50.0%	1		
58364	FAIRFAX FINANCIAL HOLDINGS LIMITED	14	8	57.1%	2	2.40	*****
52562	FARM BUREAU MUTUAL HOLDING COMPANY	11	3	27.3%	2	0.61	
FEX01	FEDERAL EXPRESS CORP POB 727	16	7	43.8%	3	1.60	
FED01	FEDERAL EXPRESS GROUND	1	0	0.0%	0		
384	FEDERATED MUTUAL INSURANCE COMPANY	8	1	12.5%	1		
FIS01	FOOD INDUSTRY SELF INS FUND OF NM	117	5	4.3%	20	-0.76	
FMM01	FREEPOR-T-MCMORAN CORP	17	5	29.4%	3	0.74	
50408	GENERAL ELECTRIC COMPANY	1	0	0.0%	0		
58707	HARTFORD FINANCIAL SERVICES GROUP INC	123	33	26.8%	21	0.59	
HEA01	HEALTHSOUTH REHAB CORP	4	0	0.0%	1		
HON01	HONEYWELL INC, RISK MGMT AB3-D	1	0	0.0%	0		
51160	INTACT FINANCIAL CORPORATION	4	0	0.0%	1		
ITL01	INTEL CORPORATION	8	0	0.0%	1		
51114	LIBERTY MUTUAL HOLDING COMPANY INC.	154	21	13.6%	26	-0.20	
50177	LOEWS CORPORATION	42	21	50.0%	7	1.97	
LAN01	LOS ALAMOS LABS	11	4	36.4%	2	1.16	
11387	MAINE EMPLOYERS MUTUAL INSURANCE COMPANY	1	0	0.0%	0		
58405	MARKEL CORPORATION	17	2	11.8%	3	-0.31	
MCA01	MECH CONTRACTORS ASSOC OF NM	1	0	0.0%	0		
HCW01	N M HEALTHCARE W C GROUP	7	1	14.3%	1		
PSI01	N M PUBLIC SCHOOLS	197	46	23.4%	33	0.38	
RUR01	N M RURAL ELECTRIC COOP ASSOC	2	0	0.0%	0		
SIF01	N M SELF INSURERS FUND	68	8	11.8%	12	-0.31	
02358	NATIONWIDE MUTUAL INSURANCE COMPANY	1	0	0.0%	0		
Total		3,373	572	17.0%			

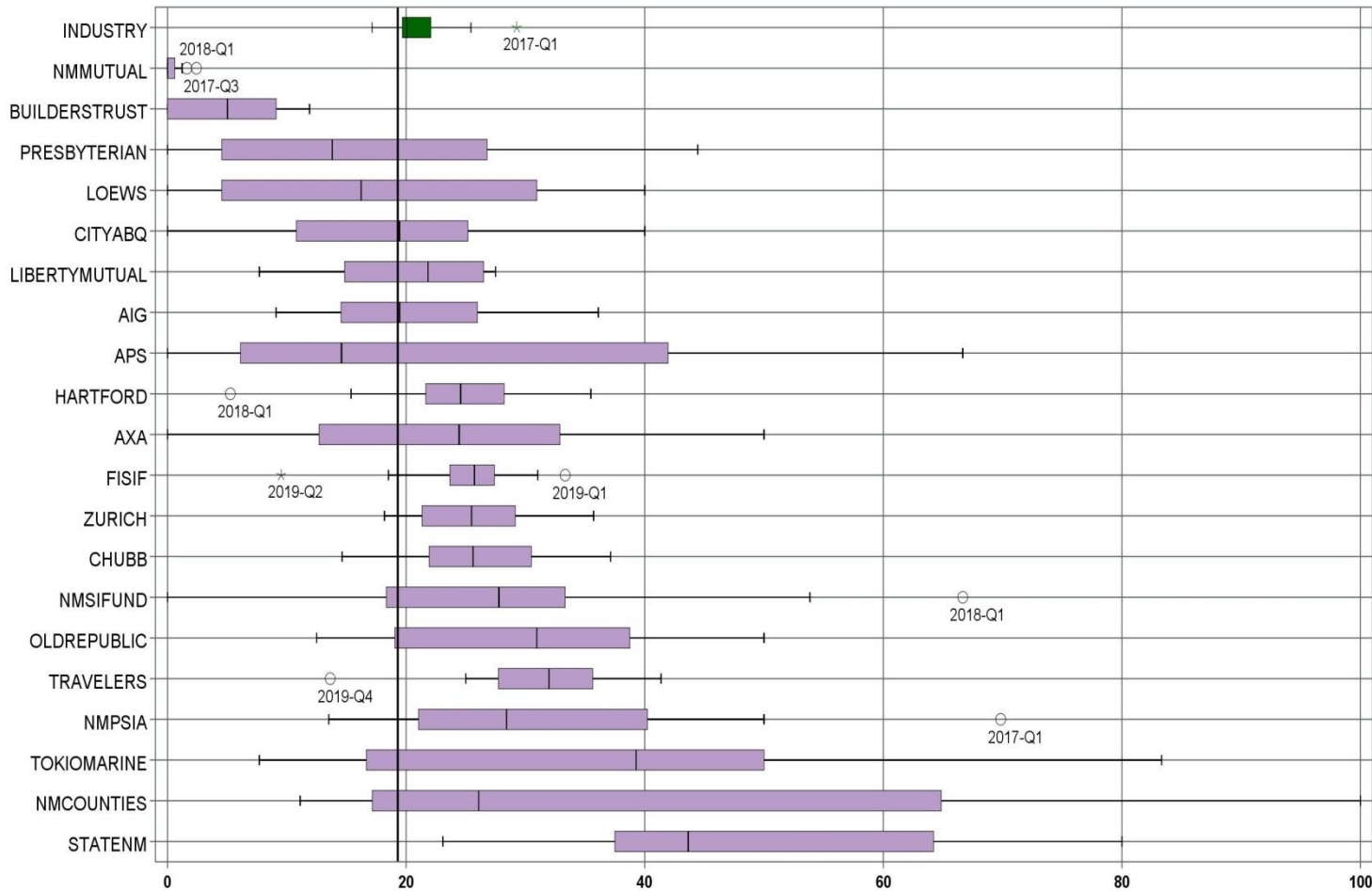
CALENDAR YEAR 2019
New Mexico Workers' Compensation Administration

LATE FILING FROI ITEMIZED: First Report of Injury or Illness – CY 2019 (CONT.)

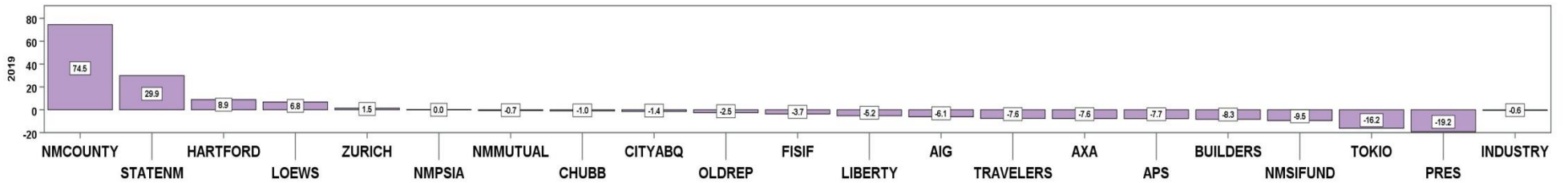
Carrier ID	Carrier Name	Number of ttd-ptd claims	Number Late	Late Ratio	Expected	Z-Score	Z > 2
2358	NATIONWIDE MUTUAL INSURANCE COMPANY	6	0	0.0%	1		
CIA01	NEW MEXICO ASSN. OF COUNTIES	23	2	8.7%	4	-0.49	
HWG01	NEW MEXICO HOSPITAL WORK COMP GROUP	24	2	8.3%	4	-0.51	
11527	NEW MEXICO MUTUAL CASUALTY COMPANY	685	0	0.0%	116	-1.01	
AGC01	NM BUILDING BRANCH AGC	8	0	0.0%	1		
58439	OLD REPUBLIC INTERNATIONAL CORPORATION	55	13	23.6%	9	0.40	
PWC01	PINNACLE WEST CAPITAL CORP	1	0	0.0%	0		
PRE01	PRESBYTERIAN HEALTHCARE SERVICES	55	0	0.0%	9	-1.01	
58332	PROTECTIVE INSURANCE CORPORATION	6	2	33.3%	1		
85434	QBE INSURANCE GROUP LIMITED	7	1	14.3%	1		
SJR01	SAN JUAN REGIONAL MEDICAL CENTER	15	1	6.7%	3	-0.61	
SAN01	SANDIA CORPORATION	10	2	20.0%	2	0.18	
2466	SENTRY INSURANCE A MUTUAL COMPANY	21	2	9.5%	4	-0.44	
52641	SOMPO HOLDINGS INC	4	2	50.0%	1		
55404	STARR INTERNATIONAL COMPANY, INC.	25	6	24.0%	4	0.42	
2479	STATE FARM MUTUAL AUTOMOBILE INS CO	8	2	25.0%	1		
SNM01	STATE OF NEW MEXICO RISK MGMT DIVISION	101	9	8.9%	17	-0.48	
TAR01	TARGET STORES/DAYTON HUDSON	5	1	20.0%	1		
58505	THE HANOVER INSURANCE GROUP, INC.	13	4	30.8%	2	0.82	
KRO01	THE KROGER CO.	14	3	21.4%	2	0.27	
58633	TOKIO MARINE HOLDINGS, INC.	50	11	22.0%	8	0.30	
58470	TRAVELERS COMPANIES, INC.	151	71	47.0%	26	1.79	
58496	W. R. BERKLEY CORPORATION	37	8	21.6%	6	0.28	
WES01	WESTERN REFINING	5	2	40.0%	1		
50457	ZURICH INSURANCE GROUP LTD	160	54	33.8%	27	1.00	

Total	3,373	572	17.0%
--------------	--------------	------------	--------------

LATE PAYMENT OF INITIAL BENEFITS TREND – 12 QTRS



CY 2019 Claim Summary		
Carrier Name	No.	% Late
AIG	156	17
APS	49	8
AXA	43	16
BUILDERSTRUST	152	2
CHUBB LIMITED	207	24
CITYABQ	39	23
FISIF	111	23
HARTFORD	112	29
LIBERTYMUTUAL	144	17
LOEWS	36	22
NMCOUNTIES	23	100
NMMUTUAL	625	0
NMPSIA	186	24
NMSIFUND	65	25
OLDREPUBLIC	48	25
PREBYTERIAN	49	10
STATENM	97	66
TOKIO MARINE	45	27
TRAVELERS	129	26
ZURICH	144	27
Industry Average	3,022	19.3%



CALENDAR YEAR 2019
New Mexico Workers' Compensation Administration

LATE PAYMENT OF INITIAL BENEFITS ITEMIZED – CY 2019 (CONT.)

Carrier ID	Carrier Name	Number of ttd-ptd claims	Number Late	Late Ratio	Expected	Z-Score	Z > 2
ABF01	ABF FREIGHT SYSTEM INC	7	2	28.6%	1		
H2001	ABQ/BERNCO WATER UTILITY AUTHORITY	1	0	0.0%	0		
468	ACUITY A MUTUAL INS COMPANY	9	6	66.7%	2		
APS01	ALBUQUERQUE PUBLIC SCHOOLS	49	4	8.2%	9	-0.53	
85449	ALLIANZ SE	1	0	0.0%	0		
ALL01	ALLSUP ENTERPRISES INC	23	0	0.0%	4	-0.92	
58317	AMERICAN FINANCIAL GROUP, INC	6	1	16.7%	1		
58702	AMERICAN INTERNATIONAL GROUP, INC	156	26	16.7%	30	-0.13	
6087	AMERICAN NATIONAL INSURANCE COMPANY	3	1	33.3%	1		
58459	ARCH CAPITAL GROUP LTD.	24	5	20.8%	5	0.07	
58448	ARGO GROUP INTERNATIONAL HOLDINGS, LTD	11	3	27.3%	2	0.38	
ABC01	ASSOC BUILDERS & CONTRACTORS	6	1	16.7%	1		
85085	AXA S.A.	43	7	16.3%	8	-0.14	
58334	BERKSHIRE HATHAWAY INC	19	12	63.2%	4	2.08	*****
46512	BIC HOLDINGS LLC	5	1	20.0%	1		
60081	BLUE CROSS BLUE SHIELD OF MI MUTUAL INS	16	5	31.3%	3	0.57	
221	BROTHERHOOD MUTUAL INSURANCE COMPANY	1	0	0.0%	0		
BTR01	BUILDERS TRUST	152	3	2.0%	29	-0.83	
2081	CENTRAL MUTUAL INSURANCE COMPANY	2	2	100.0%	0		
85512	CHANDLER INSURANCE COMPANY, LTD.	3	1	33.3%	1		
CHR01	CHRISTUS ST VINCENT HOSPITAL	15	4	26.7%	3	0.35	
58303	CHUBB LIMITED	207	50	24.2%	40	0.23	
259	CHURCH MUTUAL INSURANCE COMPANY	2	0	0.0%	0		
12205	CIMARRON INSURANCE COMPANY	3	0	0.0%	1		
ABQ01	CITY OF ALBUQUERQUE	39	9	23.1%	8	0.18	
CAR01	CITY OF CARLSBAD	7	1	14.3%	1		
FAR01	CITY OF FARMINGTON	7	1	14.3%	1		
CLC01	CITY OF LAS CRUCES	16	3	18.8%	3	-0.03	
CSF01	CITY OF SANTA FE	11	0	0.0%	2	-0.92	
44179	COPPERPOINT MUTUAL INSURANCE HOLDING CO	4	0	0.0%	1		
COS01	COSTCO WHOLESALE	5	0	0.0%	1		
Total		3,022	584	19.3%			

CALENDAR YEAR 2019
New Mexico Workers' Compensation Administration

LATE PAYMENT OF INITIAL BENEFITS ITEMIZED – CY 2019 (CONT.)

Carrier ID	Carrier Name	Number of ttd-ptd claims	Number Late	Late Ratio	Expected	Z-Score	Z > 2
DOL01	DOLLAR GENERAL(DOLGEN CORP)	4	1	25.0%	1		
318	DONEGAL MUTUAL INSURANCE COMPANY	18	11	61.1%	3	1.99	
51243	EMPLOYERS HOLDINGS, INC.	22	0	0.0%	4	-0.92	
2161	EMPLOYERS MUTUAL CASUALTY COMPANY	2	1	50.0%	0		
55579	ENSTAR GROUP LIMITED	12	8	66.7%	2	2.25	*****
58455	EVEREST RE GROUP LTD	8	4	50.0%	2		
44385	EVERGREEN PARENT, L.P.	3	1	33.3%	1		
58364	FAIRFAX FINANCIAL HOLDINGS LIMITED	8	3	37.5%	2		
52562	FARM BUREAU MUTUAL HOLDING COMPANY	10	5	50.0%	2	1.46	
FEX01	FEDERAL EXPRESS CORP POB 727	16	4	25.0%	3	0.27	
FED01	FEDERAL EXPRESS GROUND	1	0	0.0%	0		
384	FEDERATED MUTUAL INSURANCE COMPANY	6	2	33.3%	1		
FIS01	FOOD INDUSTRY SELF INS FUND OF NM	111	26	23.4%	21	0.19	
FMM01	FREEPORT-MCMORAN CORP	16	6	37.5%	3	0.86	
50408	GENERAL ELECTRIC COMPANY	1	0	0.0%	0		
58707	HARTFORD FINANCIAL SERVICES GROUP INC	112	33	29.5%	22	0.48	
HEA01	HEALTHSOUTH REHAB CORP	4	1	25.0%	1		
HON01	HONEYWELL INC, RISK MGMT AB3-D	1	0	0.0%	0		
51160	INTACT FINANCIAL CORPORATION	3	0	0.0%	1		
ITL01	INTEL CORPORATION	8	0	0.0%	2		
51114	LIBERTY MUTUAL HOLDING COMPANY INC.	144	24	16.7%	28	-0.13	
50177	LOEWS CORPORATION	36	8	22.2%	7	0.14	
LAN01	LOS ALAMOS LABS	10	2	20.0%	2	0.03	
11387	MAINE EMPLOYERS MUTUAL INSURANCE COMPANY	1	0	0.0%	0		
58405	MARKEL CORPORATION	15	2	13.3%	3	-0.28	
MCA01	MECH CONTRACTORS ASSOC OF NM	1	0	0.0%	0		
HCW01	N M HEALTHCARE W C GROUP	6	0	0.0%	1		
PSI01	N M PUBLIC SCHOOLS	186	45	24.2%	36	0.23	
RUR01	N M RURAL ELECTRIC COOP ASSOC	2	0	0.0%	0		
SIF01	N M SELF INSURERS FUND	65	16	24.6%	13	0.25	
02358	NATIONWIDE MUTUAL INSURANCE COMPANY	1	0	0.0%	0		
Total		3,022	584	19.3%			

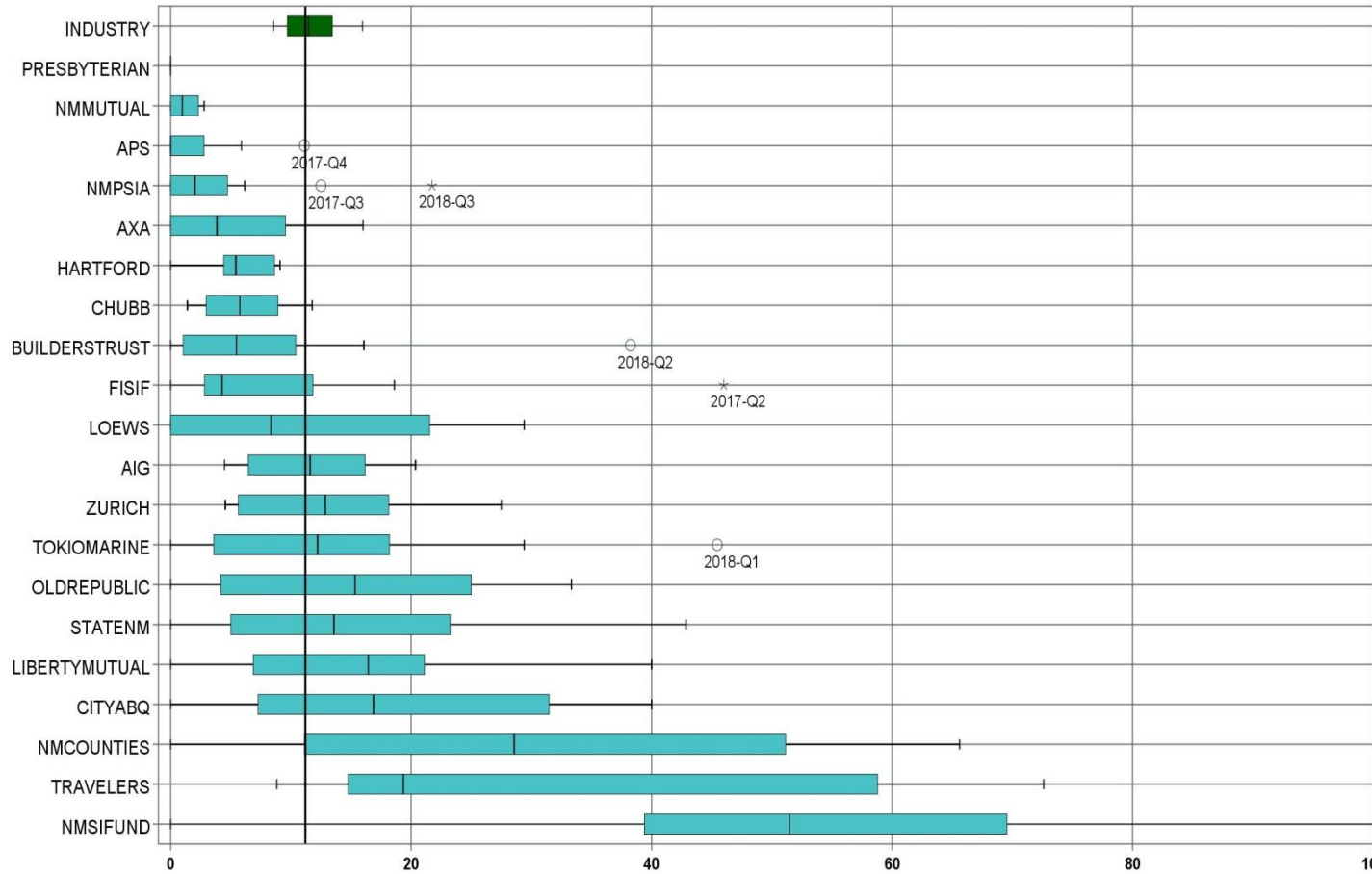
CALENDAR YEAR 2019
New Mexico Workers' Compensation Administration

LATE PAYMENT OF INITIAL BENEFITS ITEMIZED – CY 2019 (CONT.)

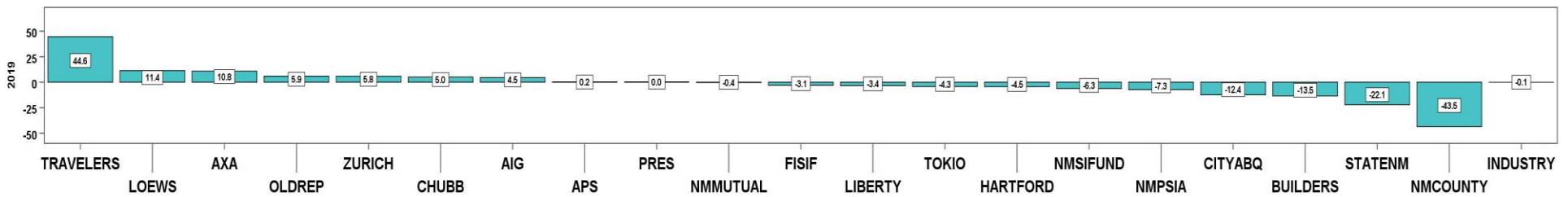
Carrier ID	Carrier Name	Number of ttd-ptd claims	Number Late	Late Ratio	Expected	Z-Score	Z > 2
2358	NATIONWIDE MUTUAL INSURANCE COMPANY	4	1	25.0%	1		
CIA01	NEW MEXICO ASSN. OF COUNTIES	23	23	100.0%	4	3.84	
HWG01	NEW MEXICO HOSPITAL WORK COMP GROUP	22	2	9.1%	4	-0.49	
11527	NEW MEXICO MUTUAL CASUALTY COMPANY	625	0	0.0%	121	-0.92	
AGC01	NM BUILDING BRANCH AGC	8	0	0.0%	2		
58439	OLD REPUBLIC INTERNATIONAL CORPORATION	48	12	25.0%	9	0.27	
PWC01	PINNACLE WEST CAPITAL CORP	1	0	0.0%	0		
PRE01	PRESBYTERIAN HEALTHCARE SERVICES	49	5	10.2%	9	-0.43	
58332	PROTECTIVE INSURANCE CORPORATION	5	1	20.0%	1		
85434	QBE INSURANCE GROUP LIMITED	5	0	0.0%	1		
SJR01	SAN JUAN REGIONAL MEDICAL CENTER	12	1	8.3%	2	-0.52	
SAN01	SANDIA CORPORATION	10	2	20.0%	2	0.03	
2466	SENTRY INSURANCE A MUTUAL COMPANY	18	11	61.1%	3	1.99	
52641	SOMPO HOLDINGS INC	3	2	66.7%	1		
55404	STARR INTERNATIONAL COMPANY, INC.	24	7	29.2%	5	0.47	
2479	STATE FARM MUTUAL AUTOMOBILE INS CO	7	0	0.0%	1		
SNM01	STATE OF NEW MEXICO RISK MGMT DIVISION	97	64	66.0%	19	2.22	
TAR01	TARGET STORES/DAYTON HUDSON	4	1	25.0%	1		
58505	THE HANOVER INSURANCE GROUP, INC.	12	6	50.0%	2	1.46	
KRO01	THE KROGER CO.	12	2	16.7%	2	-0.13	
58633	TOKIO MARINE HOLDINGS, INC.	45	12	26.7%	9	0.35	
58470	TRAVELERS COMPANIES, INC.	129	34	26.4%	25	0.33	
58496	W. R. BERKLEY CORPORATION	25	7	28.0%	5	0.41	
WES01	WESTERN REFINING	4	1	25.0%	1		
50457	ZURICH INSURANCE GROUP LTD	144	39	27.1%	28	0.37	
Total		3,022	584	19.3%			

CALENDAR YEAR 2019
New Mexico Workers' Compensation Administration

LATE FILING SROI TREND – 12 QTRS: Subsequent Report of Injury



CY 2019 Claim Summary		
Carrier Name	No.	% Late
AIG	209	15
APS	54	2
AXA	57	12
BUILDERSTRUST	188	3
CHUBB LIMITED	269	9
CITYABQ	70	4
FISIF	127	2
HARTFORD	146	4
LIBERTYMUTUAL	185	8
LOEWS	44	16
NMCOUNTIES	24	0
NMMUTUAL	720	1
NMPSIA	205	0
NMSIFUND	71	49
OLDREPUBLIC	59	22
PRESBYTERIAN	61	0
STATENM	105	3
TOKIO MARINE	58	12
TRAVELERS	165	67
ZURICH	168	18
Industry Average	3,735	11.2%



CALENDAR YEAR 2019
New Mexico Workers' Compensation Administration

LATE FILING SROI ITEMIZED – CY 2019: Subsequent Report of Injury (CONT.)

Carrier ID	Carrier Name	Number of ttd-ptd claims	Number Late	Late Ratio	Expected	Z-Score	Z > 2
ABF01	ABF FREIGHT SYSTEM INC	11	0	0.0%	1	-0.61	
H2001	ABQ/BERNCO WATER UTILITY AUTHORITY	1	0	0.0%	0		
468	ACUITY A MUTUAL INS COMPANY	10	7	70.0%	1	3.21	*****
APS01	ALBUQUERQUE PUBLIC SCHOOLS	54	1	1.9%	6	-0.51	
85449	ALLIANZ SE	1	0	0.0%	0		
ALL01	ALLSUP ENTERPRISES INC	23	0	0.0%	3	-0.61	
58317	AMERICAN FINANCIAL GROUP, INC	9	4	44.4%	1		
58702	AMERICAN INTERNATIONAL GROUP, INC	209	31	14.8%	23	0.20	
6087	AMERICAN NATIONAL INSURANCE COMPANY	3	1	33.3%	0		
58459	ARCH CAPITAL GROUP LTD.	28	2	7.1%	3	-0.22	
58448	ARGO GROUP INTERNATIONAL HOLDINGS, LTD	21	4	19.0%	2	0.43	
ABC01	ASSOC BUILDERS & CONTRACTORS	7	0	0.0%	1		
85085	AXA S.A.	57	7	12.3%	6	0.06	
58334	BERKSHIRE HATHAWAY INC	25	1	4.0%	3	-0.39	
46512	BIC HOLDINGS LLC	6	0	0.0%	1		
60081	BLUE CROSS BLUE SHIELD OF MI MUTUAL INS	21	0	0.0%	2	-0.61	
221	BROTHERHOOD MUTUAL INSURANCE COMPANY	4	0	0.0%	0		
BTR01	BUILDERS TRUST	188	5	2.7%	21	-0.47	
2081	CENTRAL MUTUAL INSURANCE COMPANY	2	0	0.0%	0		
85512	CHANDLER INSURANCE COMPANY, LTD.	12	0	0.0%	1	-0.61	
CHE01	CHEVRON USA	1	0	0.0%	0		
CHR01	CHRISTUS ST VINCENT HOSPITAL	16	0	0.0%	2	-0.61	
58303	CHUBB LIMITED	269	23	8.6%	30	-0.14	
259	CHURCH MUTUAL INSURANCE COMPANY	3	1	33.3%	0		
12205	CIMARRON INSURANCE COMPANY	3	1	33.3%	0		
ABQ01	CITY OF ALBUQUERQUE	70	3	4.3%	8	-0.38	
CAR01	CITY OF CARLSBAD	7	0	0.0%	1		
FAR01	CITY OF FARMINGTON	7	0	0.0%	1		
CLC01	CITY OF LAS CRUCES	17	1	5.9%	2	-0.29	
CSF01	CITY OF SANTA FE	12	0	0.0%	1	-0.61	
44179	COPPERPOINT MUTUAL INSURANCE HOLDING CO	6	3	50.0%	1		
Total		3,735	418	11.2%			

CALENDAR YEAR 2019
New Mexico Workers' Compensation Administration

LATE FILING SROI ITEMIZED – CY 2019: Subsequent Report of Injury (CONT.)

Carrier ID	Carrier Name	Number of ttd-ptd claims	Number Late	Late Ratio	Expected	Z-Score	Z > 2
COS01	COSTCO WHOLESALE	5	0	0.0%	1		
DOL01	DOLLAR GENERAL(DOLGEN CORP)	5	1	20.0%	1		
318	DONEGAL MUTUAL INSURANCE COMPANY	26	6	23.1%	3	0.65	
51243	EMPLOYERS HOLDINGS, INC.	37	5	13.5%	4	0.13	
2161	EMPLOYERS MUTUAL CASUALTY COMPANY	4	0	0.0%	0		
55579	ENSTAR GROUP LIMITED	17	11	64.7%	2	2.92	*****
58455	EVEREST RE GROUP LTD	9	1	11.1%	1		
44385	EVERGREEN PARENT, L.P.	5	2	40.0%	1		
58364	FAIRFAX FINANCIAL HOLDINGS LIMITED	16	4	25.0%	2	0.75	
52562	FARM BUREAU MUTUAL HOLDING COMPANY	13	7	53.8%	1	2.33	*****
FEX01	FEDERAL EXPRESS CORP POB 727	20	6	30.0%	2	1.03	
FED01	FEDERAL EXPRESS GROUND	2	0	0.0%	0		
384	FEDERATED MUTUAL INSURANCE COMPANY	19	3	15.8%	2	0.25	
FIS01	FOOD INDUSTRY SELF INS FUND OF NM	127	3	2.4%	14	-0.48	
FMM01	FREEPORT-MCMORAN CORP	17	5	29.4%	2	0.99	
50408	GENERAL ELECTRIC COMPANY	1	0	0.0%	0		
58707	HARTFORD FINANCIAL SERVICES GROUP INC	146	6	4.1%	16	-0.39	
HEA01	HEALTHSOUTH REHAB CORP	4	1	25.0%	0		
HON01	HONEYWELL INC, RISK MGMT AB3-D	1	0	0.0%	0		
51160	INTACT FINANCIAL CORPORATION	4	0	0.0%	0		
ITL01	INTEL CORPORATION	9	0	0.0%	1		
51114	LIBERTY MUTUAL HOLDING COMPANY INC.	185	15	8.1%	21	-0.17	
50177	LOEWS CORPORATION	44	7	15.9%	5	0.26	
LAN01	LOS ALAMOS LABS	12	1	8.3%	1	-0.16	
11387	MAINE EMPLOYERS MUTUAL INSURANCE COMPANY	1	0	0.0%	0		
58405	MARKEL CORPORATION	19	1	5.3%	2	-0.32	
MCA01	MECH CONTRACTORS ASSOC OF NM	2	0	0.0%	0		
HCW01	N M HEALTHCARE W C GROUP	8	0	0.0%	1		
PSI01	N M PUBLIC SCHOOLS	205	1	0.5%	23	-0.58	
RUR01	N M RURAL ELECTRIC COOP ASSOC	3	1	33.3%	0		
SIF01	N M SELF INSURERS FUND	71	35	49.3%	8	2.08	*****
Total		3,735	418	11.2%			

CALENDAR YEAR 2019
New Mexico Workers' Compensation Administration

LATE FILING SROI ITEMIZED – CY 2019: Subsequent Report of Injury (CONT.)

Carrier ID	Carrier Name	Number of ttd-ptd claims	Number Late	Late Ratio	Expected	Z-Score	Z > 2
02358	NATIONWIDE MUTUAL INSURANCE COMPANY	1	0	0.0%	0		
2358	NATIONWIDE MUTUAL INSURANCE COMPANY	9	4	44.4%	1		
CIA01	NEW MEXICO ASSN. OF COUNTIES	24	0	0.0%	3	-0.61	
HWG01	NEW MEXICO HOSPITAL WORK COMP GROUP	26	0	0.0%	3	-0.61	
11527	NEW MEXICO MUTUAL CASUALTY COMPANY	720	6	0.8%	81	-0.56	
AGC01	NM BUILDING BRANCH AGC	8	0	0.0%	1		
58439	OLD REPUBLIC INTERNATIONAL CORPORATION	59	13	22.0%	7	0.59	
PWC01	PINNACLE WEST CAPITAL CORP	1	0	0.0%	0		
PRE01	PRESBYTERIAN HEALTHCARE SERVICES	61	0	0.0%	7	-0.61	
58332	PROTECTIVE INSURANCE CORPORATION	6	2	33.3%	1		
85434	QBE INSURANCE GROUP LIMITED	7	1	14.3%	1		
SJR01	SAN JUAN REGIONAL MEDICAL CENTER	16	0	0.0%	2	-0.61	
SAN01	SANDIA CORPORATION	11	0	0.0%	1	-0.61	
2466	SENTRY INSURANCE A MUTUAL COMPANY	26	0	0.0%	3	-0.61	
52641	SOMPO HOLDINGS INC	4	1	25.0%	0		
55404	STARR INTERNATIONAL COMPANY, INC.	29	4	13.8%	3	0.14	
2479	STATE FARM MUTUAL AUTOMOBILE INS CO	10	3	30.0%	1	1.03	
SNM01	STATE OF NEW MEXICO RISK MGMT DIVISION	105	3	2.9%	12	-0.45	
TAR01	TARGET STORES/DAYTON HUDSON	6	2	33.3%	1		
58505	THE HANOVER INSURANCE GROUP, INC.	15	4	26.7%	2	0.84	
KRO01	THE KROGER CO.	16	4	25.0%	2	0.75	
58633	TOKIO MARINE HOLDINGS, INC.	58	7	12.1%	6	0.05	
58470	TRAVELERS COMPANIES, INC.	165	110	66.7%	18	3.03	*****
58496	W. R. BERKLEY CORPORATION	38	6	15.8%	4	0.25	
WES01	WESTERN REFINING	6	1	16.7%	1		
50457	ZURICH INSURANCE GROUP LTD	168	30	17.9%	19	0.36	
Total		3,735	418	11.2%			

CALENDAR YEAR 2019
New Mexico Workers' Compensation Administration

12 QUARTER LEGAL ACTIVITY REPORT

Carrier ID	Carrier Name	Total	No Legal Activity	Legal Activity	% Legal Activity
ABF01	ABF FREIGHT SYSTEM INC	27	23	4	14.8%
H2001	ABQ/BERNCO WATER UTILITY AUTHORITY	11	7	4	36.4%
468	ACUITY A MUTUAL INS COMPANY	22	17	5	22.7%
55353	ALASKA NATIONAL CORPORATION	2	2	0	0.0%
APS01	ALBUQUERQUE PUBLIC SCHOOLS	155	140	15	9.7%
85449	ALLIANZ SE	2	2	0	0.0%
ALL01	ALLSUP ENTERPRISES INC	65	60	5	7.7%
58317	AMERICAN FINANCIAL GROUP, INC	31	18	13	41.9%
58702	AMERICAN INTERNATIONAL GROUP, INC	701	513	188	26.8%
6087	AMERICAN NATIONAL INSURANCE COMPANY	9	7	2	22.2%
52536	AMERISURE MUTUAL HOLDINGS INC	10	8	2	20.0%
58459	ARCH CAPITAL GROUP LTD.	89	69	20	22.5%
ASF01	ARCHDIOCESE OF SANTA FE	8	7	1	12.5%
58448	ARGO GROUP INTERNATIONAL HOLDINGS, LTD	91	71	20	22.0%
ABC01	ASSOC BUILDERS & CONTRACTORS	20	14	6	30.0%
85085	AXA S.A.	187	153	34	18.2%
BAS01	BASHA'S INC	3	3	0	0.0%
58334	BERKSHIRE HATHAWAY INC	76	55	21	27.6%
58334	BERKSHIRE HATHAWAY INC.	1	1	0	0.0%
46512	BIC HOLDINGS LLC	15	10	5	33.3%
60081	BLUE CROSS BLUE SHIELD OF MI MUTUAL INS	37	28	9	24.3%
221	BROTHERHOOD MUTUAL INSURANCE COMPANY	16	11	5	31.3%
BTR01	BUILDERS TRUST	585	476	109	18.6%
2081	CENTRAL MUTUAL INSURANCE COMPANY	2	2	0	0.0%
85512	CHANDLER INSURANCE COMPANY, LTD.	60	46	14	23.3%
CHE01	CHEVRON USA	1	0	1	100.0%
CHR01	CHRISTUS ST VINCENT HOSPITAL	37	29	8	21.6%
58303	CHUBB LIMITED	805	634	171	21.2%
259	CHURCH MUTUAL INSURANCE COMPANY	17	13	4	23.5%
12205	CIMARRON INSURANCE COMPANY	3	3	0	0.0%
58704	CINCINNATI FINANCIAL CORPORATION	2	1	1	50.0%
12 Quarter Total		12,062	9,560	2,502	20.7%

CALENDAR YEAR 2019
New Mexico Workers' Compensation Administration

12 QUARTER LEGAL ACTIVITY REPORT (CONT.)

Carrier ID	Carrier Name	Total	No Legal Activity	Legal Activity	% Legal Activity
ABQ01	CITY OF ALBUQUERQUE	298	243	55	18.5%
CAR01	CITY OF CARLSBAD	20	16	4	20.0%
FAR01	CITY OF FARMINGTON	33	26	7	21.2%
CLC01	CITY OF LAS CRUCES	40	35	5	12.5%
CSF01	CITY OF SANTA FE	42	34	8	19.0%
44179	COPPERPOINT MUTUAL INSURANCE HOLDING CO	6	6	0	0.0%
COS01	COSTCO WHOLESALE	17	15	2	11.8%
11130	DAKOTA TRUCK UNDERWRITERS	1	0	1	100.0%
DOL01	DOLLAR GENERAL(DOLGEN CORP)	18	16	2	11.1%
318	DONEGAL MUTUAL INSURANCE COMPANY	97	68	29	29.9%
51243	EMPLOYERS HOLDINGS, INC.	91	75	16	17.6%
2161	EMPLOYERS MUTUAL CASUALTY COMPANY	8	5	3	37.5%
55579	ENSTAR GROUP LIMITED	28	20	8	28.6%
58455	EVEREST RE GROUP LTD	27	23	4	14.8%
44385	EVERGREEN PARENT, L.P.	23	17	6	26.1%
50710	EXXON MOBIL CORPORATION	1	0	1	100.0%
58364	FAIRFAX FINANCIAL HOLDINGS LIMITED	44	27	17	38.6%
52562	FARM BUREAU MUTUAL HOLDING COMPANY	36	30	6	16.7%
FEX01	FEDERAL EXPRESS CORP POB 727	48	44	4	8.3%
FED01	FEDERAL EXPRESS GROUND	8	8	0	0.0%
384	FEDERATED MUTUAL INSURANCE COMPANY	57	42	15	26.3%
FIS01	FOOD INDUSTRY SELF INS FUND OF NM	441	373	68	15.4%
59492	FOSUN INTERNATIONAL HOLDINGS LTD	2	2	0	0.0%
46317	FRANK WINSTON CRUM INSURANCE HOLDINGS	6	4	2	33.3%
FMM01	FREEPORT-MCMORAN CORP	54	48	6	11.1%
50408	GENERAL ELECTRIC COMPANY	2	2	0	0.0%
54044	GROUP ONE THOUSAND ONE, LLC	2	2	0	0.0%
58707	HARTFORD FINANCIAL SERVICES GROUP INC	505	389	116	23.0%
85259	HDI V.A.G.	2	0	2	100.0%
HEA01	HEALTHSOUTH REHAB CORP	23	19	4	17.4%
HON01	HONEYWELL INC, RISK MGMT AB3-D	3	2	1	33.3%
12 Quarter Total		12,062	9,560	2,502	20.7%

CALENDAR YEAR 2019
New Mexico Workers' Compensation Administration

12 QUARTER LEGAL ACTIVITY REPORT (CONT.)

Carrier ID	Carrier Name	Total	No Legal Activity	Legal Activity	% Legal Activity
51160	INTACT FINANCIAL CORPORATION	6	5	1	16.7%
ITL01	INTEL CORPORATION	22	22	0	0.0%
51391	JAMESTOWN HOLDINGS CORP.	1	1	0	0.0%
58711	KEMPER CORPORATION	1	0	1	100.0%
51114	LIBERTY MUTUAL HOLDING COMPANY INC.	414	362	52	12.6%
50177	LOEWS CORPORATION	141	111	30	21.3%
LAN01	LOS ALAMOS LABS	43	36	7	16.3%
MAC01	MACYS INC	1	1	0	0.0%
11387	MAINE EMPLOYERS MUTUAL INSURANCE COMPANY	4	4	0	0.0%
58405	MARKEL CORPORATION	53	43	10	18.9%
MTT01	MARRIOTT INTERNATIONAL INC	3	3	0	0.0%
55848	MATTHEW T. MOROUN	1	1	0	0.0%
MCA01	MECH CONTRACTORS ASSOC OF NM	15	14	1	6.7%
52662	MS&AD INSURANCE GROUP HOLDINGS, INC.	2	2	0	0.0%
HCW01	N M HEALTHCARE W C GROUP	38	37	1	2.6%
PSI01	N M PUBLIC SCHOOLS	670	566	104	15.5%
RUR01	N M RURAL ELECTRIC COOP ASSOC	27	24	3	11.1%
SIF01	N M SELF INSURERS FUND	177	160	17	9.6%
02358	NATIONWIDE MUTUAL INSURANCE COMPANY	1	1	0	0.0%
2358	NATIONWIDE MUTUAL INSURANCE COMPANY	37	22	15	40.5%
CIA01	NEW MEXICO ASSN. OF COUNTIES	294	207	87	29.6%
HWG01	NEW MEXICO HOSPITAL WORK COMP GROUP	81	75	6	7.4%
11527	NEW MEXICO MUTUAL CASUALTY COMPANY	2,384	1,826	558	23.4%
PCG01	NEW MEXICO PROPERTY & CASUALTY GUARANTY ASSN	1	0	1	100.0%
AGC01	NM BUILDING BRANCH AGC	22	18	4	18.2%
2381	OHIO FARMERS INSURANCE COMPANY	6	2	4	66.7%
58439	OLD REPUBLIC INTERNATIONAL CORPORATION	184	142	42	22.8%
PWC01	PINNACLE WEST CAPITAL CORP	1	1	0	0.0%
PRE01	PRESBYTERIAN HEALTHCARE SERVICES	173	161	12	6.9%
59716	PROSIGHT GLOBAL HOLDINGS LTD	3	3	0	0.0%
58332	PROTECTIVE INSURANCE CORPORATION	16	14	2	12.5%
12 Quarter Total		12,062	9,560	2,502	20.7%

CALENDAR YEAR 2019
New Mexico Workers' Compensation Administration

12 QUARTER LEGAL ACTIVITY REPORT (CONT.)

Carrier ID	Carrier Name	Total	No Legal Activity	Legal Activity	% Legal Activity
85434	QBE INSURANCE GROUP LIMITED	18	13	5	27.8%
58460	RLI CORP	1	0	1	100.0%
RYD01	RYDER SYSTEMS INC	1	1	0	0.0%
SJR01	SAN JUAN REGIONAL MEDICAL CENTER	43	38	5	11.6%
SAN01	SANDIA CORPORATION	42	38	4	9.5%
2466	SENTRY INSURANCE A MUTUAL COMPANY	61	48	13	21.3%
52641	SOMPO HOLDINGS INC	18	15	3	16.7%
55404	STARR INTERNATIONAL COMPANY, INC.	85	58	27	31.8%
2479	STATE FARM MUTUAL AUTOMOBILE INS CO	20	18	2	10.0%
SNM01	STATE OF NEW MEXICO RISK MGMT DIVISION	402	335	67	16.7%
52973	STEVEN MARIANO TRUST	8	6	2	25.0%
STR01	STRIPES TOWN & COUNTRY FOOD STORES INC	2	1	1	50.0%
TAR01	TARGET STORES/DAYTON HUDSON	12	11	1	8.3%
58505	THE HANOVER INSURANCE GROUP, INC.	23	18	5	21.7%
KRO01	THE KROGER CO.	59	49	10	16.9%
58633	TOKIO MARINE HOLDINGS, INC.	164	135	29	17.7%
58470	TRAVELERS COMPANIES, INC.	473	370	103	21.8%
TYS01	TYSON FOODS	1	0	1	100.0%
58496	W. R. BERKLEY CORPORATION	98	64	34	34.7%
3482	WCF MUTUAL INSURANCE COMPANY	4	2	2	50.0%
WES01	WESTERN REFINING	35	21	14	40.0%
50457	ZURICH INSURANCE GROUP LTD	597	441	156	26.1%
12 Quarter Total		12,062	9,560	2,502	20.7%