



STATE OF NEW MEXICO
Workers' Compensation
Administration

1st QUARTER CY 2023
INSURER SCORECARD

CONTENTS

SCORECARD PROCESS AND NOTES 1

LATE FILING FROI TREND – 12 QTRS: First Report of Injury or Illness 2

LATE FILING FROI ITEMIZED: First Report of Injury or Illness – Q1 (CONT.) 3

LATE FILING FROI ITEMIZED: First Report of Injury or Illness – Q1 (CONT.) 4

LATE FILING FROI ITEMIZED: First Report of Injury or Illness – Q1 (CONT.) 5

LATE PAYMENT OF INITIAL BENEFITS TREND – 12 QTRS 6

LATE PAYMENT OF INITIAL BENEFITS ITEMIZED – Q1 (CONT.) 7

LATE PAYMENT OF INITIAL BENEFITS ITEMIZED – Q1 (CONT.) 8

LATE PAYMENT OF INITIAL BENEFITS ITEMIZED – Q1 (CONT.) 9

LATE FILING SROI TREND – 12 QTRS: Subsequent Report of Injury 10

LATE FILING SROI ITEMIZED – Q1: Subsequent Report of Injury (CONT.) 11

LATE FILING SROI ITEMIZED – Q1: Subsequent Report of Injury (CONT.) 12

LATE FILING SROI ITEMIZED – Q1: Subsequent Report of Injury (CONT.) 13

12 QUARTER LEGAL ACTIVITY REPORT 14

12 QUARTER LEGAL ACTIVITY REPORT (CONT.) 15

12 QUARTER LEGAL ACTIVITY REPORT (CONT.) 16

12 QUARTER LEGAL ACTIVITY REPORT (CONT.) 17

****The New Mexico Workers' Compensation Administration relies on carriers to accurately report their data to the agency. Carrier submissions are subject to computer edits and review by WCA staff. However, the data used in this report remains unaltered by the WCA. As such, data reporting errors can occur and may result in skewed scorecard results.**

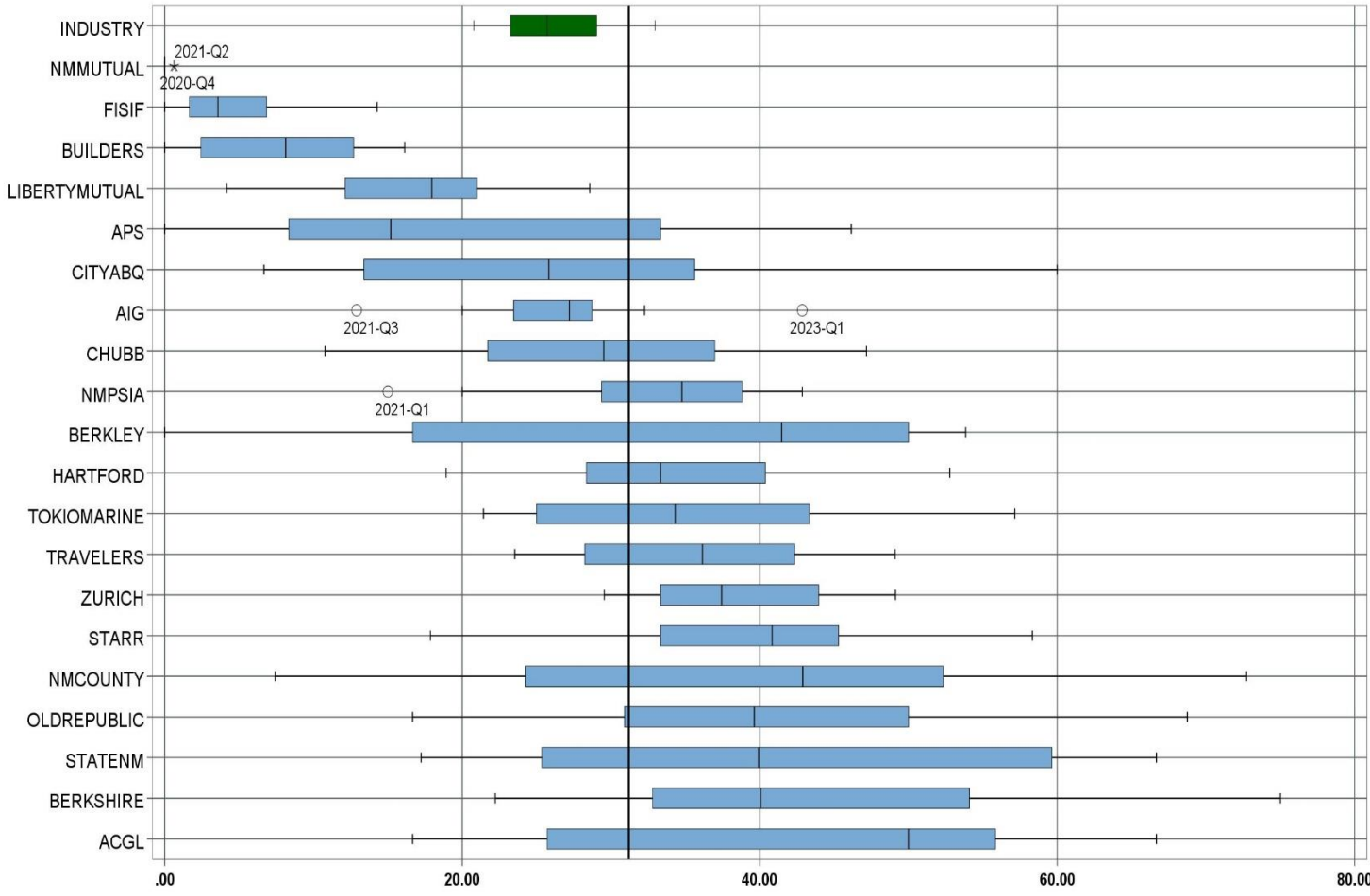
Produced by the Economic Research & Policy Bureau
Richard Adu-Asamoah, Bureau Chief
Ruili Yan, Economist
Matthieu Cartron, Statistician

SCORECARD PROCESS AND NOTES

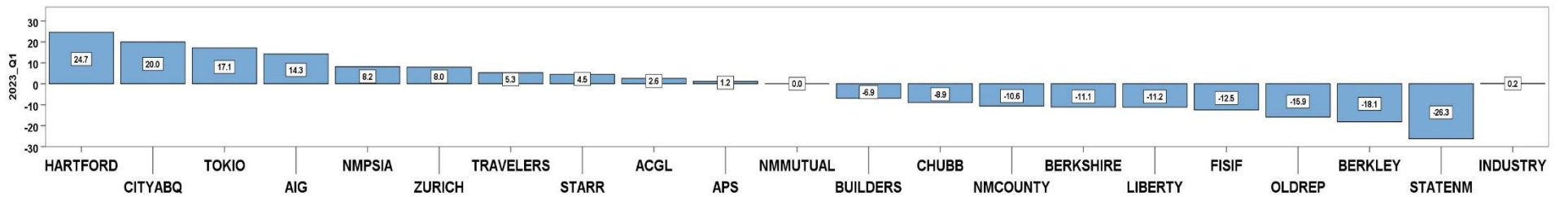
- ❖ Carriers are grouped by the uppermost parent company identified by AM Best Corporation, rather than by the NM WCA-assigned carrier number.
- ❖ The graphical information presented on the first page of each section is based on the 20 carriers and self-insured entities with the highest volume of indemnity SROI reports submitted for the preceding 12 quarters. The selection of carriers by volume of SROIs will automatically “phase-out” carriers that cease to conduct business in New Mexico, and “phase-in” those that increase volume or become active, as needed.
- ❖ Each quarter is presented as a stand-alone quarter that only includes data for that quarter. Additionally, a summary report for the year is prepared alongside Q4 to give carriers an overview of the year.
- ❖ The detailed listing of reporting results is listed alphabetically, rather than by Z-score.

1st QUARTER CY 2023
New Mexico Workers' Compensation Administration

LATE FILING FROI TREND – 12 QTRS: First Report of Injury or Illness



Q1 CY 2023 Claim Summary		
Carrier Name	No.	% Late
APS	13	46
AIG	49	43
ACGL	7	57
BERKSHIRE	9	22
BUILDERSTRUST	14	0
CHUBBLIMITED	68	38
CITYABQ	10	60
FISIF	19	0
HARTFORD	36	53
LIBERTYMUTUAL	23	17
NMPSIA	44	41
NMCOUNTY	26	42
NMMUTUAL	150	0
OLDREPUBLIC	18	22
STARR	13	46
STATENM	30	37
TOKIOMARINE	14	57
TRAVELERS	43	42
BERKLEY	14	36
ZURICH	47	38
Industry Average	840	31.2%



1st QUARTER CY 2023
 New Mexico Workers' Compensation Administration

LATE FILING FROI ITEMIZED: First Report of Injury or Illness – Q1 (CONT.)

Carrier ID	Carrier Name	Number of ttd-ptd claims	Number Late	Late Ratio	Expected	Z-Score	Z > 2
468	ACUITY A MUTUAL INS COMPANY	2	1	50.0%	1		
APS01	ALBUQUERQUE PUBLIC SCHOOLS	13	6	46.2%	4	0.71	
58317	AMERICAN FINANCIAL GROUP, INC	1	1	100.0%	0		
58702	AMERICAN INTERNATIONAL GROUP, INC	49	21	42.9%	15	0.55	
52536	AMERISURE MUTUAL HOLDINGS INC	5	4	80.0%	2		
58459	ARCH CAPITAL GROUP LTD.	7	4	57.1%	2		
ASF01	ARCHDIOCESE OF SANTA FE	1	0	0.0%	0		
58448	ARGO GROUP INTERNATIONAL HOLDINGS, LTD	6	2	33.3%	2		
85085	AXA S.A.	11	6	54.5%	3	1.10	
58334	BERKSHIRE HATHAWAY INC	9	2	22.2%	3		
60081	BLUE CROSS BLUE SHIELD OF MI MUTUAL INS	4	2	50.0%	1		
BTR01	BUILDERS TRUST	14	0	0.0%	4	-1.47	
85512	CHANDLER INSURANCE COMPANY, LTD.	3	3	100.0%	1		
CHR01	CHRISTUS ST VINCENT HOSPITAL	3	1	33.3%	1		
58303	CHUBB LIMITED	68	26	38.2%	21	0.33	
259	CHURCH MUTUAL INSURANCE COMPANY	1	1	100.0%	0		
12205	CIMARRON INSURANCE COMPANY	1	0	0.0%	0		
58704	CINCINNATI FINANCIAL CORPORATION	1	0	0.0%	0		
ABQ01	CITY OF ALBUQUERQUE	10	6	60.0%	3	1.36	
CAR01	CITY OF CARLSBAD	6	0	0.0%	2		
FAR01	CITY OF FARMINGTON	2	0	0.0%	1		
CSF01	CITY OF SANTA FE	3	0	0.0%	1		
44179	COPPERPOINT MUTUAL INSURANCE HOLDING CO	4	3	75.0%	1		
COS01	COSTCO WHOLESALE	1	0	0.0%	0		
DOL01	DOLLAR GENERAL (DOLGEN CORP)	1	0	0.0%	0		
318	DONEGAL MUTUAL INSURANCE COMPANY	2	0	0.0%	1		
51243	EMPLOYERS HOLDINGS, INC.	4	2	50.0%	1		
55579	ENSTAR GROUP LIMITED	14	7	50.0%	4	0.89	
58455	EVEREST RE GROUP LTD	7	2	28.6%	2		
44385	EVERGREEN PARENT, L.P.	10	8	80.0%	3	2.31	*****
50710	EXXON MOBIL CORPORATION	1	1	100.0%	0		
Total		840	262	31.2%			

1st QUARTER CY 2023
 New Mexico Workers' Compensation Administration

LATE FILING FROI ITEMIZED: First Report of Injury or Illness – Q1 (CONT.)

Carrier ID	Carrier Name	Number of ttd-ptd claims	Number Late	Late Ratio	Expected	Z-Score	Z > 2
58364	FAIRFAX FINANCIAL HOLDINGS LIMITED	4	3	75.0%	1		
FEX01	FEDERAL EXPRESS CORP POB 727	4	0	0.0%	1		
384	FEDERATED MUTUAL INSURANCE COMPANY	5	2	40.0%	2		
FIS01	FOOD INDUSTRY SELF INS FUND OF NM	19	0	0.0%	6	-1.47	
FMM01	FREEPORT-MCMORAN CORP	6	0	0.0%	2		
GRO01	GROENDYKE TRANSPORT	1	0	0.0%	0		
54044	GROUP ONE THOUSAND ONE, LLC	1	0	0.0%	0		
58707	HARTFORD FINANCIAL SERVICES GROUP INC	36	19	52.8%	11	1.02	
KIE01	KIEWIT CONSTRUCTION GROUP INC	1	1	100.0%	0		
51114	LIBERTY MUTUAL HOLDING COMPANY INC.	23	4	17.4%	7	-0.65	
50177	LOEWS CORPORATION	8	5	62.5%	2		
LAN01	LOS ALAMOS LABS	2	1	50.0%	1		
MAC01	MACYS INC	1	0	0.0%	0		
58405	MARKEL CORPORATION	5	1	20.0%	2		
MCA01	MECH CONTRACTORS ASSOC OF NM	1	0	0.0%	0		
HCW01	N M HEALTHCARE W C GROUP	2	1	50.0%	1		
PSI01	N M PUBLIC SCHOOLS	44	18	40.9%	14	0.46	
SIF01	N M SELF INSURERS FUND	18	2	11.1%	6	-0.95	
2358	NATIONWIDE MUTUAL INSURANCE COMPANY	2	2	100.0%	1		
CIA01	NEW MEXICO ASSN. OF COUNTIES	26	11	42.3%	8	0.53	
HWG01	NEW MEXICO HOSPITAL WORK COMP GROUP	4	0	0.0%	1		
11527	NEW MEXICO MUTUAL CASUALTY COMPANY	150	0	0.0%	47	-1.47	
2381	OHIO FARMERS INSURANCE COMPANY	1	1	100.0%	0		
58439	OLD REPUBLIC INTERNATIONAL CORPORATION	18	4	22.2%	6	-0.42	
PWC01	PINNACLE WEST CAPITAL CORP	1	1	100.0%	0		
PRE01	PRESBYTERIAN HEALTHCARE SERVICES	10	1	10.0%	3	-1.00	
58332	PROTECTIVE INSURANCE CORPORATION	2	2	100.0%	1		
85434	QBE INSURANCE GROUP LIMITED	3	1	33.3%	1		
SJR01	SAN JUAN REGIONAL MEDICAL CENTER	8	2	25.0%	2		
58466	SELECTIVE INSURANCE GROUP INC	1	1	100.0%	0		
46834	SERVICE INSURANCE HOLDINGS, INC	1	0	0.0%	0		
Total		840	262	31.2%			

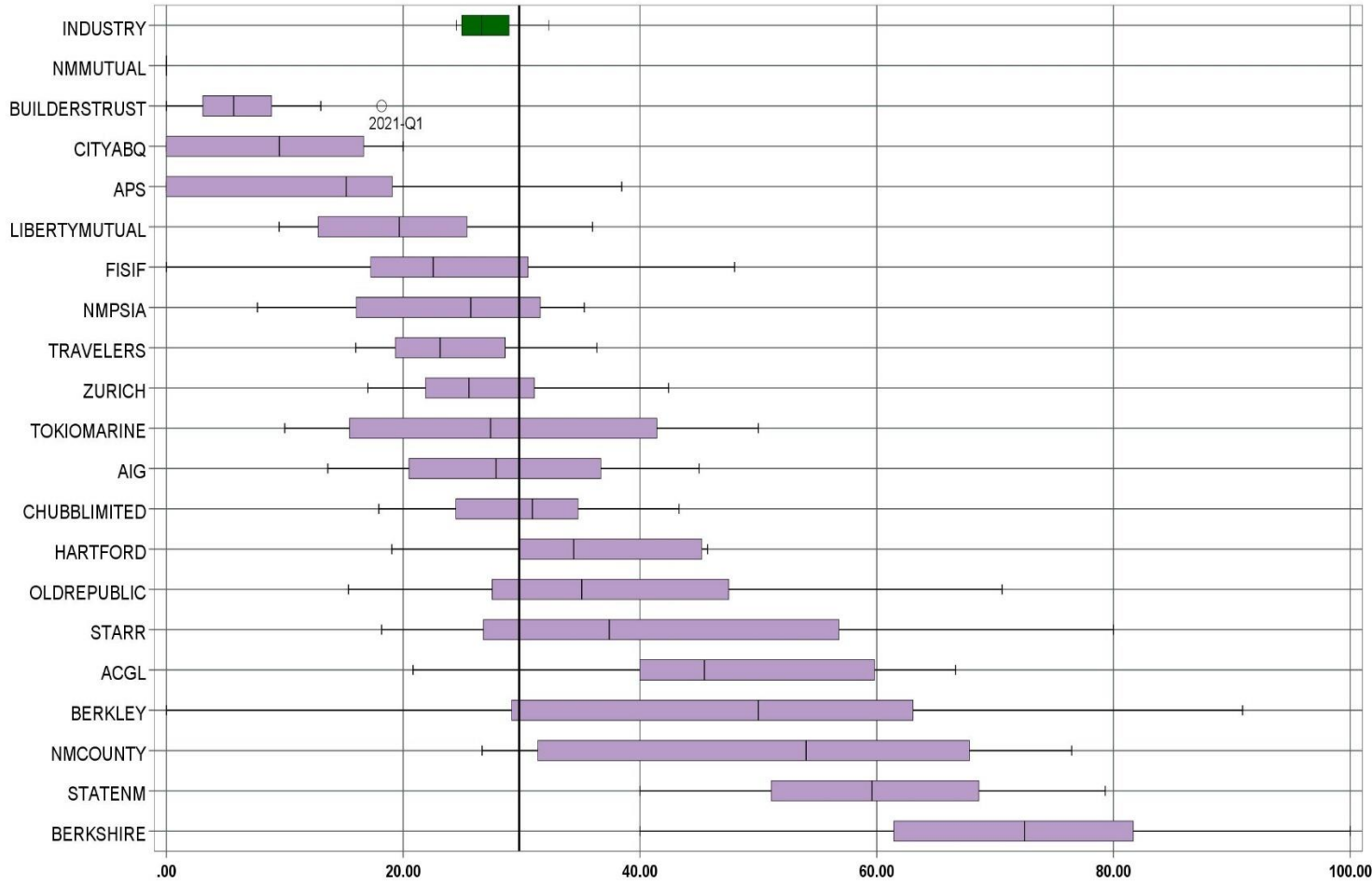
1st QUARTER CY 2023
 New Mexico Workers' Compensation Administration

LATE FILING FROI ITEMIZED: First Report of Injury or Illness – Q1 (CONT.)

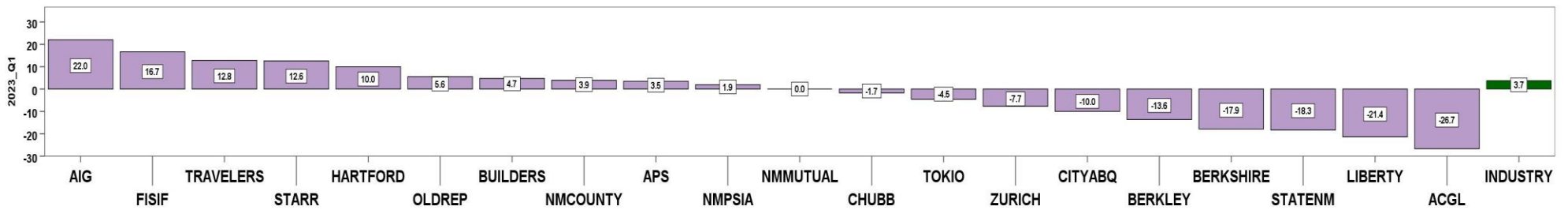
Carrier ID	Carrier Name	Number of ttd-ptd claims	Number Late	Late Ratio	Expected	Z-Score	Z > 2
55404	STARR INTERNATIONAL COMPANY, INC.	13	6	46.2%	4	0.71	
2479	STATE FARM MUTUAL AUTOMOBILE INS CO	3	2	66.7%	1		
SNM01	STATE OF NEW MEXICO RISK MGMT DIVISION	30	11	36.7%	9	0.26	
TAR01	TARGET STORES/DAYTON HUDSON	1	0	0.0%	0		
KRO01	THE KROGER CO.	2	2	100.0%	1		
58633	TOKIO MARINE HOLDINGS, INC.	14	8	57.1%	4	1.23	
58470	TRAVELERS COMPANIES, INC.	43	18	41.9%	13	0.50	
58496	W. R. BERKLEY CORPORATION	14	5	35.7%	4	0.21	
3482	WCF MUTUAL INSURANCE COMPANY	1	0	0.0%	0		
50457	ZURICH INSURANCE GROUP LTD	47	18	38.3%	15	0.34	

Total		730	235	31.2%			
--------------	--	------------	------------	--------------	--	--	--

LATE PAYMENT OF INITIAL BENEFITS TREND – 12 QTRS



Q1 CY 2023 Claim Summary		
Carrier Name	No.	% Late
APS	13	38
AIG	39	36
ACGL	5	40
BERKSHIRE	7	57
BUILDERSTRUST	11	9
CHUBBLIMITED	65	34
CITYABQ	10	10
FISIF	18	17
HARTFORD	33	45
LIBERTYMUTUAL	22	14
NMPSIA	43	33
NMCOUNTY	24	33
NMMUTUAL	147	0
OLDREPUBLIC	18	33
STARR	13	31
STATENM	30	40
TOKIOMARINE	11	45
TRAVELERS	42	33
BERKLEY	14	50
ZURICH	45	24
Industry Average	776	29.8%



LATE PAYMENT OF INITIAL BENEFITS ITEMIZED – Q1 (CONT.)

Carrier ID	Carrier Name	Number of ttd-ptd claims	Number Late	Late Ratio	Expected	Z-Score	Z > 2
468	ACUITY A MUTUAL INS COMPANY	1	0	0.0%	0		
APS01	ALBUQUERQUE PUBLIC SCHOOLS	13	5	38.5%	4	0.35	
58317	AMERICAN FINANCIAL GROUP, INC	1	0	0.0%	0		
58702	AMERICAN INTERNATIONAL GROUP, INC	39	14	35.9%	12	0.25	
52536	AMERISURE MUTUAL HOLDINGS INC	5	3	60.0%	1		
58459	ARCH CAPITAL GROUP LTD.	5	2	40.0%	1		
ASF01	ARCHDIOCESE OF SANTA FE	1	1	100.0%	0		
58448	ARGO GROUP INTERNATIONAL HOLDINGS, LTD	4	0	0.0%	1		
85085	AXA S.A.	10	3	30.0%	3	0.01	
58334	BERKSHIRE HATHAWAY INC	7	4	57.1%	2		
60081	BLUE CROSS BLUE SHIELD OF MI MUTUAL INS	4	1	25.0%	1		
BTR01	BUILDERS TRUST	11	1	9.1%	3	-0.83	
85512	CHANDLER INSURANCE COMPANY, LTD.	1	1	100.0%	0		
CHR01	CHRISTUS ST VINCENT HOSPITAL	3	3	100.0%	1		
58303	CHUBB LIMITED	65	22	33.8%	19	0.16	
259	CHURCH MUTUAL INSURANCE COMPANY	1	1	100.0%	0		
12205	CIMARRON INSURANCE COMPANY	1	0	0.0%	0		
58704	CINCINNATI FINANCIAL CORPORATION	1	0	0.0%	0		
ABQ01	CITY OF ALBUQUERQUE	10	1	10.0%	3	-0.79	
CAR01	CITY OF CARLSBAD	6	0	0.0%	2		
FAR01	CITY OF FARMINGTON	2	0	0.0%	1		
CSF01	CITY OF SANTA FE	3	2	66.7%	1		
44179	COPPERPOINT MUTUAL INSURANCE HOLDING CO	4	3	75.0%	1		
COS01	COSTCO WHOLESALE	1	0	0.0%	0		
DOL01	DOLLAR GENERAL (DOLGEN CORP)	1	0	0.0%	0		
318	DONEGAL MUTUAL INSURANCE COMPANY	2	2	100.0%	1		
51243	EMPLOYERS HOLDINGS, INC.	3	1	33.3%	1		
55579	ENSTAR GROUP LIMITED	10	10	100.0%	3	2.82	*****
58455	EVEREST RE GROUP LTD	6	3	50.0%	2		
44385	EVERGREEN PARENT, L.P.	10	7	70.0%	3	1.62	
Total		776	231	29.8%			

LATE PAYMENT OF INITIAL BENEFITS ITEMIZED – Q1 (CONT.)

Carrier ID	Carrier Name	Number of ttd-ptd claims	Number Late	Late Ratio	Expected	Z-Score	Z > 2
50710	EXXON MOBIL CORPORATION	1	0	0.0%	0		
FEX01	FEDERAL EXPRESS CORP POB 727	4	1	25.0%	1		
384	FEDERATED MUTUAL INSURANCE COMPANY	5	0	0.0%	1		
FIS01	FOOD INDUSTRY SELF INS FUND OF NM	18	3	16.7%	5	-0.53	
FMM01	FREEMPORT-MCMORAN CORP	6	1	16.7%	2		
GRO01	GROENDYKE TRANSPORT	1	1	100.0%	0		
54044	GROUP ONE THOUSAND ONE, LLC	1	0	0.0%	0		
58707	HARTFORD FINANCIAL SERVICES GROUP INC	33	15	45.5%	10	0.63	
KIE01	KIEWIT CONSTRUCTION GROUP INC	1	1	100.0%	0		
51114	LIBERTY MUTUAL HOLDING COMPANY INC.	22	3	13.6%	7	-0.65	
50177	LOEWS CORPORATION	7	3	42.9%	2		
LAN01	LOS ALAMOS LABS	2	0	0.0%	1		
MAC01	MACYS INC	1	0	0.0%	0		
58405	MARKEL CORPORATION	4	2	50.0%	1		
MCA01	MECH CONTRACTORS ASSOC OF NM	1	0	0.0%	0		
HCW01	N M HEALTHCARE W C GROUP	2	1	50.0%	1		
PSI01	N M PUBLIC SCHOOLS	43	14	32.6%	13	0.11	
SIF01	N M SELF INSURERS FUND	16	16	100.0%	5	2.82	*****
2358	NATIONWIDE MUTUAL INSURANCE COMPANY	1	0	0.0%	0		
CIA01	NEW MEXICO ASSN. OF COUNTIES	24	8	33.3%	7	0.14	
HWG01	NEW MEXICO HOSPITAL WORK COMP GROUP	4	0	0.0%	1		
11527	NEW MEXICO MUTUAL CASUALTY COMPANY	147	0	0.0%	44	-1.20	
58439	OLD REPUBLIC INTERNATIONAL CORPORATION	18	6	33.3%	5	0.14	
PRE01	PRESBYTERIAN HEALTHCARE SERVICES	10	5	50.0%	3	0.81	
58332	PROTECTIVE INSURANCE CORPORATION	1	1	100.0%	0		
85434	QBE INSURANCE GROUP LIMITED	2	1	50.0%	1		
SJR01	SAN JUAN REGIONAL MEDICAL CENTER	8	2	25.0%	2		
46834	SERVICE INSURANCE HOLDINGS, INC	1	0	0.0%	0		
55404	STARR INTERNATIONAL COMPANY, INC.	13	4	30.8%	4	0.04	
2479	STATE FARM MUTUAL AUTOMOBILE INS CO	3	3	100.0%	1		
Total		776	231	29.8%			

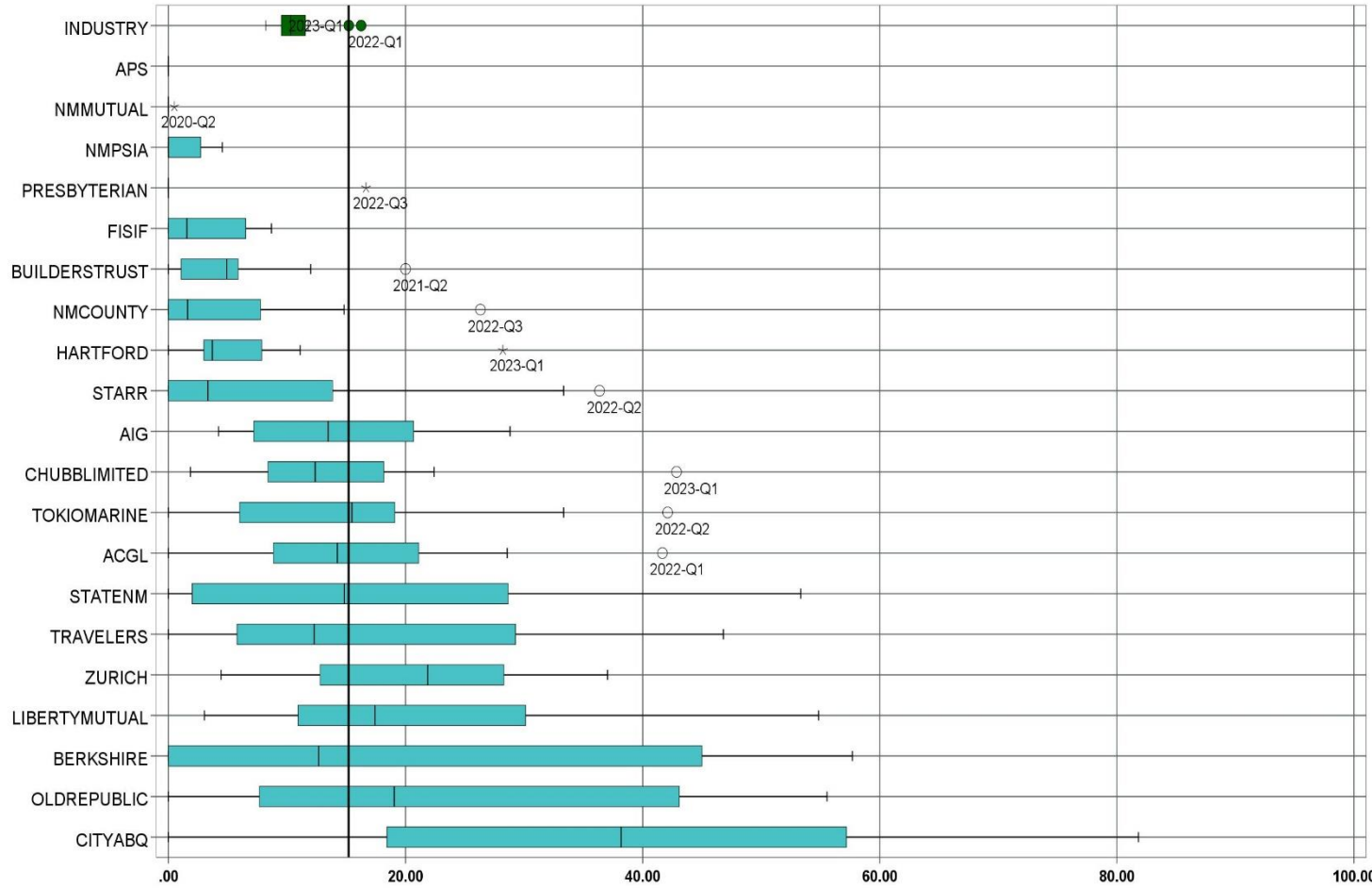
LATE PAYMENT OF INITIAL BENEFITS ITEMIZED – Q1 (CONT.)

Carrier ID	Carrier Name	Number of ttd-ptd claims	Number Late	Late Ratio	Expected	Z-Score	Z > 2
SNM01	STATE OF NEW MEXICO RISK MGMT DIVISION	30	12	40.0%	9	0.41	
TAR01	TARGET STORES/DAYTON HUDSON	1	0	0.0%	0		
KRO01	THE KROGER CO.	2	1	50.0%	1		
58633	TOKIO MARINE HOLDINGS, INC.	11	5	45.5%	3	0.63	
58470	TRAVELERS COMPANIES, INC.	42	14	33.3%	13	0.14	
58496	W. R. BERKLEY CORPORATION	14	7	50.0%	4	0.81	
50457	ZURICH INSURANCE GROUP LTD	45	11	24.4%	13	-0.21	

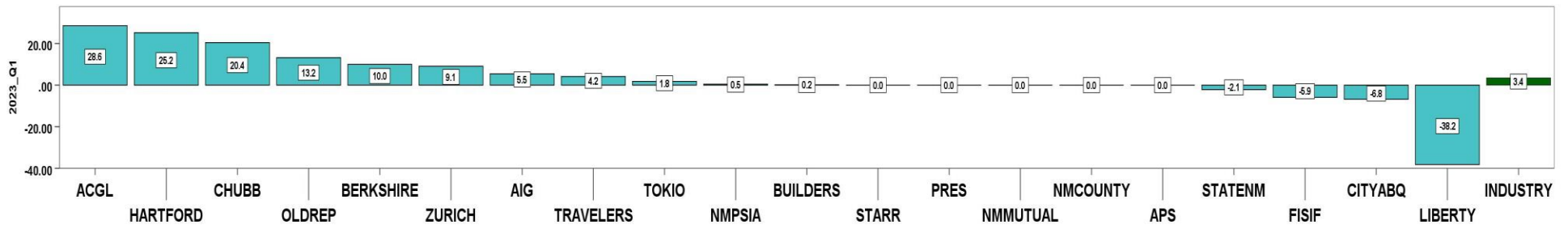
Total		776	231	29.8%			
--------------	--	------------	------------	--------------	--	--	--

1st QUARTER CY 2023
New Mexico Workers' Compensation Administration

LATE FILING SROI TREND – 12 QTRS: Subsequent Report of Injury



Q1 CY 2023 Claim Summary		
Carrier Name	No.	% Late
APS	13	0
AIG	55	25
ACGL	7	29
BERKSHIRE	10	50
BUILDERSTRUST	17	6
CHUBBLIMITED	77	43
CITYABQ	12	75
FISIF	19	0
HARTFORD	39	28
LIBERTYMUTUAL	30	17
NMPSIA	45	2
NMCOUNTY	26	0
NMMUTUAL	162	0
OLDREPUBLIC	20	45
PRESBYTERIAN	16	0
STARR	13	8
STATENM	35	23
TOKIOMARINE	15	20
TRAVELERS	46	9
ZURICH	51	18
Industry Average	927	15.2%



LATE FILING SROI ITEMIZED – Q1: Subsequent Report of Injury (CONT.)

Carrier ID	Carrier Name	Number of ttd-ptd claims	Number Late	Late Ratio	Expected	Z-Score	Z > 2
468	ACUITY A MUTUAL INS COMPANY	2	0	0.0%	0		
APS01	ALBUQUERQUE PUBLIC SCHOOLS	13	0	0.0%	2	-0.79	
58317	AMERICAN FINANCIAL GROUP, INC	1	0	0.0%	0		
58702	AMERICAN INTERNATIONAL GROUP, INC	55	14	25.5%	8	0.53	
52536	AMERISURE MUTUAL HOLDINGS INC	5	0	0.0%	1		
58459	ARCH CAPITAL GROUP LTD.	7	2	28.6%	1		
ASF01	ARCHDIOCESE OF SANTA FE	1	0	0.0%	0		
58448	ARGO GROUP INTERNATIONAL HOLDINGS, LTD	6	3	50.0%	1		
85085	AXA S.A.	11	3	27.3%	2	0.63	
58334	BERKSHIRE HATHAWAY INC	10	5	50.0%	2	1.80	
60081	BLUE CROSS BLUE SHIELD OF MI MUTUAL INS	6	1	16.7%	1		
BTR01	BUILDERS TRUST	17	1	5.9%	3	-0.48	
85512	CHANDLER INSURANCE COMPANY, LTD.	4	1	25.0%	1		
CHR01	CHRISTUS ST VINCENT HOSPITAL	3	0	0.0%	0		
58303	CHUBB LIMITED	77	33	42.9%	12	1.43	
259	CHURCH MUTUAL INSURANCE COMPANY	1	0	0.0%	0		
12205	CIMARRON INSURANCE COMPANY	1	0	0.0%	0		
58704	CINCINNATI FINANCIAL CORPORATION	1	0	0.0%	0		
ABQ01	CITY OF ALBUQUERQUE	12	9	75.0%	2	3.10	*****
CAR01	CITY OF CARLSBAD	6	0	0.0%	1		
FAR01	CITY OF FARMINGTON	2	0	0.0%	0		
CSF01	CITY OF SANTA FE	3	0	0.0%	0		
44179	COPPERPOINT MUTUAL INSURANCE HOLDING CO	4	0	0.0%	1		
COS01	COSTCO WHOLESALE	1	0	0.0%	0		
DOL01	DOLLAR GENERAL (DOLGEN CORP)	1	0	0.0%	0		
318	DONEGAL MUTUAL INSURANCE COMPANY	2	0	0.0%	0		
51243	EMPLOYERS HOLDINGS, INC.	6	1	16.7%	1		
55579	ENSTAR GROUP LIMITED	15	1	6.7%	2	-0.44	
58455	EVEREST RE GROUP LTD	7	1	14.3%	1		
44385	EVERGREEN PARENT, L.P.	10	1	10.0%	2	-0.27	
50710	EXXON MOBIL CORPORATION	1	1	100.0%	0		
Total		927	141	15.2%			

LATE FILING SROI ITEMIZED – Q1: Subsequent Report of Injury (CONT.)

Carrier ID	Carrier Name	Number of ttd-ptd claims	Number Late	Late Ratio	Expected	Z-Score	Z > 2
58364	FAIRFAX FINANCIAL HOLDINGS LIMITED	4	1	25.0%	1		
FEX01	FEDERAL EXPRESS CORP POB 727	4	0	0.0%	1		
FED01	FEDERAL EXPRESS GROUND	3	0	0.0%	0		
384	FEDERATED MUTUAL INSURANCE COMPANY	5	5	100.0%	1		
FIS01	FOOD INDUSTRY SELF INS FUND OF NM	19	0	0.0%	3	-0.79	
FMM01	FREEPOR-T-MCMORAN CORP	6	0	0.0%	1		
GRO01	GROENDYKE TRANSPORT	1	0	0.0%	0		
54044	GROUP ONE THOUSAND ONE, LLC	1	0	0.0%	0		
58707	HARTFORD FINANCIAL SERVICES GROUP INC	39	11	28.2%	6	0.67	
KIE01	KIEWIT CONSTRUCTION GROUP INC	1	0	0.0%	0		
51114	LIBERTY MUTUAL HOLDING COMPANY INC.	30	5	16.7%	5	0.08	
50177	LOEWS CORPORATION	10	0	0.0%	2	-0.79	
LAN01	LOS ALAMOS LABS	2	0	0.0%	0		
MAC01	MACYS INC	1	0	0.0%	0		
58405	MARKEL CORPORATION	7	1	14.3%	1		
MCA01	MECH CONTRACTORS ASSOC OF NM	1	0	0.0%	0		
HCW01	N M HEALTHCARE W C GROUP	2	0	0.0%	0		
PSI01	N M PUBLIC SCHOOLS	45	1	2.2%	7	-0.67	
SIF01	N M SELF INSURERS FUND	19	0	0.0%	3	-0.79	
2358	NATIONWIDE MUTUAL INSURANCE COMPANY	2	0	0.0%	0		
CIA01	NEW MEXICO ASSN. OF COUNTIES	26	0	0.0%	4	-0.79	
HWG01	NEW MEXICO HOSPITAL WORK COMP GROUP	4	0	0.0%	1		
11527	NEW MEXICO MUTUAL CASUALTY COMPANY	162	0	0.0%	25	-0.79	
2381	OHIO FARMERS INSURANCE COMPANY	2	0	0.0%	0		
58439	OLD REPUBLIC INTERNATIONAL CORPORATION	20	9	45.0%	3	1.54	
PWC01	PINNACLE WEST CAPITAL CORP	1	0	0.0%	0		
PRE01	PRESBYTERIAN HEALTHCARE SERVICES	16	0	0.0%	2	-0.79	
58332	PROTECTIVE INSURANCE CORPORATION	3	0	0.0%	0		
85434	QBE INSURANCE GROUP LIMITED	4	1	25.0%	1		
SJR01	SAN JUAN REGIONAL MEDICAL CENTER	8	0	0.0%	1		
58466	SELECTIVE INSURANCE GROUP INC	1	0	0.0%	0		
Total		927	141	15.2%			

1st QUARTER CY 2023
 New Mexico Workers' Compensation Administration

LATE FILING SROI ITEMIZED – Q1: Subsequent Report of Injury (CONT.)

Carrier ID	Carrier Name	Number of ttd-ptd claims	Number Late	Late Ratio	Expected	Z-Score	Z > 2
2466	SENTRY INSURANCE A MUTUAL COMPANY	2	0	0.0%	0		
46834	SERVICE INSURANCE HOLDINGS, INC	1	0	0.0%	0		
55404	STARR INTERNATIONAL COMPANY, INC.	13	1	7.7%	2	-0.39	
2479	STATE FARM MUTUAL AUTOMOBILE INS CO	4	1	25.0%	1		
SNM01	STATE OF NEW MEXICO RISK MGMT DIVISION	35	8	22.9%	5	0.4	
TAR01	TARGET STORES/DAYTON HUDSON	1	0	0.0%	0		
KRO01	THE KROGER CO.	2	0	0.0%	0		
58633	TOKIO MARINE HOLDINGS, INC.	15	3	20.0%	2	0.25	
58470	TRAVELERS COMPANIES, INC.	46	4	8.7%	7	-0.34	
58496	W. R. BERKLEY CORPORATION	16	3	18.8%	2	0.18	
3482	WCF MUTUAL INSURANCE COMPANY	1	1	100.0%	0		
50457	ZURICH INSURANCE GROUP LTD	51	9	17.6%	8	0.13	

Total		927	141	15.2%			
--------------	--	------------	------------	--------------	--	--	--

1st QUARTER CY 2023
New Mexico Workers' Compensation Administration

12 QUARTER LEGAL ACTIVITY REPORT

Carrier ID	Carrier Name	Total	No Legal Activity	Legal Activity	% Legal Activity
ABF01	ABF FREIGHT SYSTEM INC	19	15	4	21.1%
H2001	ABQ/BERNCO WATER UTILITY AUTHORITY	19	14	5	26.3%
33652	ACCIDENT INSURANCE COMPANY, INC.	1	1	0	0.0%
468	ACUITY A MUTUAL INS COMPANY	35	26	9	25.7%
APS01	ALBUQUERQUE PUBLIC SCHOOLS	171	161	10	5.8%
85449	ALLIANZ SE	1	0	1	100.0%
ALL01	ALLSUP ENTERPRISES INC	3	1	2	66.7%
86794	AMERICAN CONTRACTORS INSURANCE GROUP LTD	1	0	1	100.0%
58317	AMERICAN FINANCIAL GROUP, INC	10	8	2	20.0%
58702	AMERICAN INTERNATIONAL GROUP, INC	1047	899	148	14.1%
6087	AMERICAN NATIONAL INSURANCE COMPANY	1	1	0	0.0%
52536	AMERISURE MUTUAL HOLDINGS INC	11	11	0	0.0%
58459	ARCH CAPITAL GROUP LTD.	182	158	24	13.2%
ASF01	ARCHDIOCESE OF SANTA FE	9	9	0	0.0%
58448	ARGO GROUP INTERNATIONAL HOLDINGS, LTD	84	71	13	15.5%
ABC01	ASSOC BUILDERS & CONTRACTORS	23	16	7	30.4%
51156	ASSURANT INC	1	1	0	0.0%
85085	AXA S.A.	132	106	26	19.7%
BAS01	BASHA'S INC	2	2	0	0.0%
58334	BERKSHIRE HATHAWAY INC	189	163	26	13.8%
46512	BIC HOLDINGS LLC	18	15	3	16.7%
60081	BLUE CROSS BLUE SHIELD OF MI MUTUAL INS	77	63	14	18.2%
221	BROTHERHOOD MUTUAL INSURANCE COMPANY	9	4	5	55.6%
BTR01	BUILDERS TRUST	450	365	85	18.9%
2081	CENTRAL MUTUAL INSURANCE COMPANY	3	3	0	0.0%
85512	CHANDLER INSURANCE COMPANY, LTD.	42	27	15	35.7%
CHE01	CHEVRON USA	1	1	0	0.0%
46331	CHINA MINSHENG INVESTMENT GROUP CORP LTD	3	2	1	33.3%
CHR01	CHRISTUS ST VINCENT HOSPITAL	31	28	3	9.7%
58303	CHUBB LIMITED	798	667	131	16.4%
259	CHURCH MUTUAL INSURANCE COMPANY	15	12	3	20.0%
12 Quarter Total		11,967	9,975	1,992	16.7%

12 QUARTER LEGAL ACTIVITY REPORT (CONT.)

Carrier ID	Carrier Name	Total	No Legal Activity	Legal Activity	% Legal Activity
12205	CIMARRON INSURANCE COMPANY	13	11	2	15.4%
58704	CINCINNATI FINANCIAL CORPORATION	30	19	11	36.7%
ABQ01	CITY OF ALBUQUERQUE	183	154	29	15.8%
CAR01	CITY OF CARLSBAD	23	18	5	21.7%
FAR01	CITY OF FARMINGTON	29	25	4	13.8%
CLC01	CITY OF LAS CRUCES	40	35	5	12.5%
CSF01	CITY OF SANTA FE	34	31	3	8.8%
3633	COLUMBIA MUTUAL INSURANCE COMPANY	3	3	0	0.0%
44179	COPPERPOINT MUTUAL INSURANCE HOLDING CO	37	26	11	29.7%
COS01	COSTCO WHOLESALE	33	29	4	12.1%
11130	DAKOTA TRUCK UNDERWRITERS	2	1	1	50.0%
DOL01	DOLLAR GENERAL (DOLGEN CORP)	10	7	3	30.0%
318	DONEGAL MUTUAL INSURANCE COMPANY	52	39	13	25.0%
51243	EMPLOYERS HOLDINGS, INC.	59	43	16	27.1%
2161	EMPLOYERS MUTUAL CASUALTY COMPANY	1	0	1	100.0%
55579	ENSTAR GROUP LIMITED	55	42	13	23.6%
51656	ERNEST RADY TRUST	2	1	1	50.0%
58455	EVEREST RE GROUP LTD	43	37	6	14.0%
44385	EVERGREEN PARENT, L.P.	34	31	3	8.8%
50710	EXXON MOBIL CORPORATION	2	2	0	0.0%
58364	FAIRFAX FINANCIAL HOLDINGS LIMITED	68	52	16	23.5%
52562	FARM BUREAU MUTUAL HOLDING COMPANY	36	26	10	27.8%
FEX01	FEDERAL EXPRESS CORP POB 727	44	38	6	13.6%
FED01	FEDERAL EXPRESS GROUND	28	25	3	10.7%
384	FEDERATED MUTUAL INSURANCE COMPANY	58	47	11	19.0%
385	FEDERATED RURAL ELECTRIC INSURANCE EXCH	1	0	1	100.0%
FIS01	FOOD INDUSTRY SELF INS FUND OF NM	318	276	42	13.2%
59492	FOSUN INTERNATIONAL HOLDINGS LTD	1	0	1	100.0%
FMM01	FREEMPORT-MCMORAN CORP	26	23	3	11.5%
50408	GENERAL ELECTRIC COMPANY	2	2	0	0.0%
GRO01	GROENDYKE TRANSPORT	1	1	0	0.0%
12 Quarter Total		11,967	9,975	1,992	16.7%

1st QUARTER CY 2023
 New Mexico Workers' Compensation Administration

12 QUARTER LEGAL ACTIVITY REPORT (CONT.)

Carrier ID	Carrier Name	Total	No Legal Activity	Legal Activity	% Legal Activity
54044	GROUP ONE THOUSAND ONE, LLC	4	4	0	0.0%
58707	HARTFORD FINANCIAL SERVICES GROUP INC	412	339	73	17.7%
85259	HDI V.A.G.	1	0	1	100.0%
HEA01	HEALTHSOUTH REHAB CORP	2	2	0	0.0%
51160	INTACT FINANCIAL CORPORATION	3	2	1	33.3%
ITL01	INTEL CORPORATION	16	14	2	12.5%
51391	JAMESTOWN HOLDINGS CORP.	4	3	1	25.0%
KIE01	KIEWIT CONSTRUCTION GROUP INC	2	2	0	0.0%
51114	LIBERTY MUTUAL HOLDING COMPANY INC.	371	322	49	13.2%
50177	LOEWS CORPORATION	118	85	33	28.0%
LAN01	LOS ALAMOS LABS	39	35	4	10.3%
MAC01	MACYS INC	1	1	0	0.0%
11387	MAINE EMPLOYERS MUTUAL INSURANCE COMPANY	2	2	0	0.0%
58405	MARKEL CORPORATION	55	49	6	10.9%
MCA01	MECH CONTRACTORS ASSOC OF NM	8	8	0	0.0%
02327	MIDWEST FAMILY MUTUAL INSURANCE CO	2	2	0	0.0%
52662	MS&AD INSURANCE GROUP HOLDINGS, INC.	1	0	1	100.0%
HCW01	N M HEALTHCARE W C GROUP	27	23	4	14.8%
PSI01	N M PUBLIC SCHOOLS	476	413	63	13.2%
RUR01	N M RURAL ELECTRIC COOP ASSOC	19	17	2	10.5%
SIF01	N M SELF INSURERS FUND	49	43	6	12.2%
2358	NATIONWIDE MUTUAL INSURANCE COMPANY	20	18	2	10.0%
CIA01	NEW MEXICO ASSN. OF COUNTIES	415	325	90	21.7%
HWG01	NEW MEXICO HOSPITAL WORK COMP GROUP	67	61	6	9.0%
11527	NEW MEXICO MUTUAL CASUALTY COMPANY	2025	1647	378	18.7%
AGC01	NM BUILDING BRANCH AGC	17	15	2	11.8%
2381	OHIO FARMERS INSURANCE COMPANY	15	13	2	13.3%
58439	OLD REPUBLIC INTERNATIONAL CORPORATION	230	192	38	16.5%
320	PHARMACISTS MUTUAL INSURANCE COMPANY	1	1	0	0.0%
PWC01	PINNACLE WEST CAPITAL CORP	12	11	1	8.3%
PRE01	PRESBYTERIAN HEALTHCARE SERVICES	150	135	15	10.0%
12 Quarter Total		11,967	9,975	1,992	16.7%

12 QUARTER LEGAL ACTIVITY REPORT (CONT.)

Carrier ID	Carrier Name	Total	No Legal Activity	Legal Activity	% Legal Activity
59716	PROSIGHT GLOBAL HOLDINGS LTD	1	1	0	0.0%
58332	PROTECTIVE INSURANCE CORPORATION	41	29	12	29.3%
85434	QBE INSURANCE GROUP LIMITED	43	37	6	14.0%
QCI01	QWEST COMMUNICATIONS INTERNATIONAL	1	0	1	100.0%
RYD01	RYDER SYSTEMS INC	1	0	1	100.0%
SJR01	SAN JUAN REGIONAL MEDICAL CENTER	56	54	2	3.6%
SAN01	SANDIA CORPORATION	30	27	3	10.0%
58466	SELECTIVE INSURANCE GROUP INC	16	8	8	50.0%
2466	SENTRY INSURANCE A MUTUAL COMPANY	92	81	11	12.0%
46834	SERVICE INSURANCE HOLDINGS, INC	28	22	6	21.4%
01929	SFM MUTUAL INSURANCE COMPANY	1	1	0	0.0%
52641	SOMPO HOLDINGS INC	21	17	4	19.0%
55404	STARR INTERNATIONAL COMPANY, INC.	155	134	21	13.5%
2479	STATE FARM MUTUAL AUTOMOBILE INS CO	24	17	7	29.2%
SNM01	STATE OF NEW MEXICO RISK MGMT DIVISION	606	503	103	17.0%
33806	SUNZ HOLDINGS LLC	1	1	0	0.0%
TAR01	TARGET STORES/DAYTON HUDSON	15	14	1	6.7%
58505	THE HANOVER INSURANCE GROUP, INC.	16	13	3	18.8%
KRO01	THE KROGER CO.	55	46	9	16.4%
58633	TOKIO MARINE HOLDINGS, INC.	196	170	26	13.3%
58470	TRAVELERS COMPANIES, INC.	549	462	87	15.8%
58496	W. R. BERKLEY CORPORATION	150	115	35	23.3%
3482	WCF MUTUAL INSURANCE COMPANY	6	4	2	33.3%
46966	WESTAIM HIIG LP	6	5	1	16.7%
50457	ZURICH INSURANCE GROUP LTD	637	536	101	15.9%
12 Quarter Total		11,967	9,975	1,992	16.7%