



STATE OF NEW MEXICO  
**Workers' Compensation  
Administration**

**4<sup>th</sup> QUARTER CY 2022  
INSURER SCORECARD**

**CONTENTS**

SCORECARD PROCESS AND NOTES .....1

LATE FILING FROI TREND – 12 QTRS: First Report of Injury or Illness .....2

LATE FILING FROI ITEMIZED: First Report of Injury or Illness – Q4 (CONT.) .....3

LATE FILING FROI ITEMIZED: First Report of Injury or Illness – Q4 (CONT.) .....4

LATE FILING FROI ITEMIZED: First Report of Injury or Illness – Q4 (CONT.) .....5

LATE PAYMENT OF INITIAL BENEFITS TREND – 12 QTRS .....6

LATE PAYMENT OF INITIAL BENEFITS ITEMIZED – Q4 (CONT.) .....7

LATE PAYMENT OF INITIAL BENEFITS ITEMIZED – Q4 (CONT.) .....8

LATE PAYMENT OF INITIAL BENEFITS ITEMIZED – Q4 (CONT.) .....9

LATE FILING SROI TREND – 12 QTRS: Subsequent Report of Injury.....10

LATE FILING SROI ITEMIZED – Q4: Subsequent Report of Injury (CONT.) .....11

LATE FILING SROI ITEMIZED – Q4: Subsequent Report of Injury (CONT.) .....12

LATE FILING SROI ITEMIZED – Q4: Subsequent Report of Injury (CONT.) .....13

12 QUARTER LEGAL ACTIVITY REPORT.....14

12 QUARTER LEGAL ACTIVITY REPORT (CONT.) .....15

12 QUARTER LEGAL ACTIVITY REPORT (CONT.) .....16

12 QUARTER LEGAL ACTIVITY REPORT (CONT.) .....17

**\*\*The New Mexico Workers' Compensation Administration relies on carriers to accurately report their data to the agency. Carrier submissions are subject to computer edits and review by WCA staff. However, the data used in this report remains unaltered by the WCA. As such, data reporting errors can occur and may result in skewed scorecard results.**

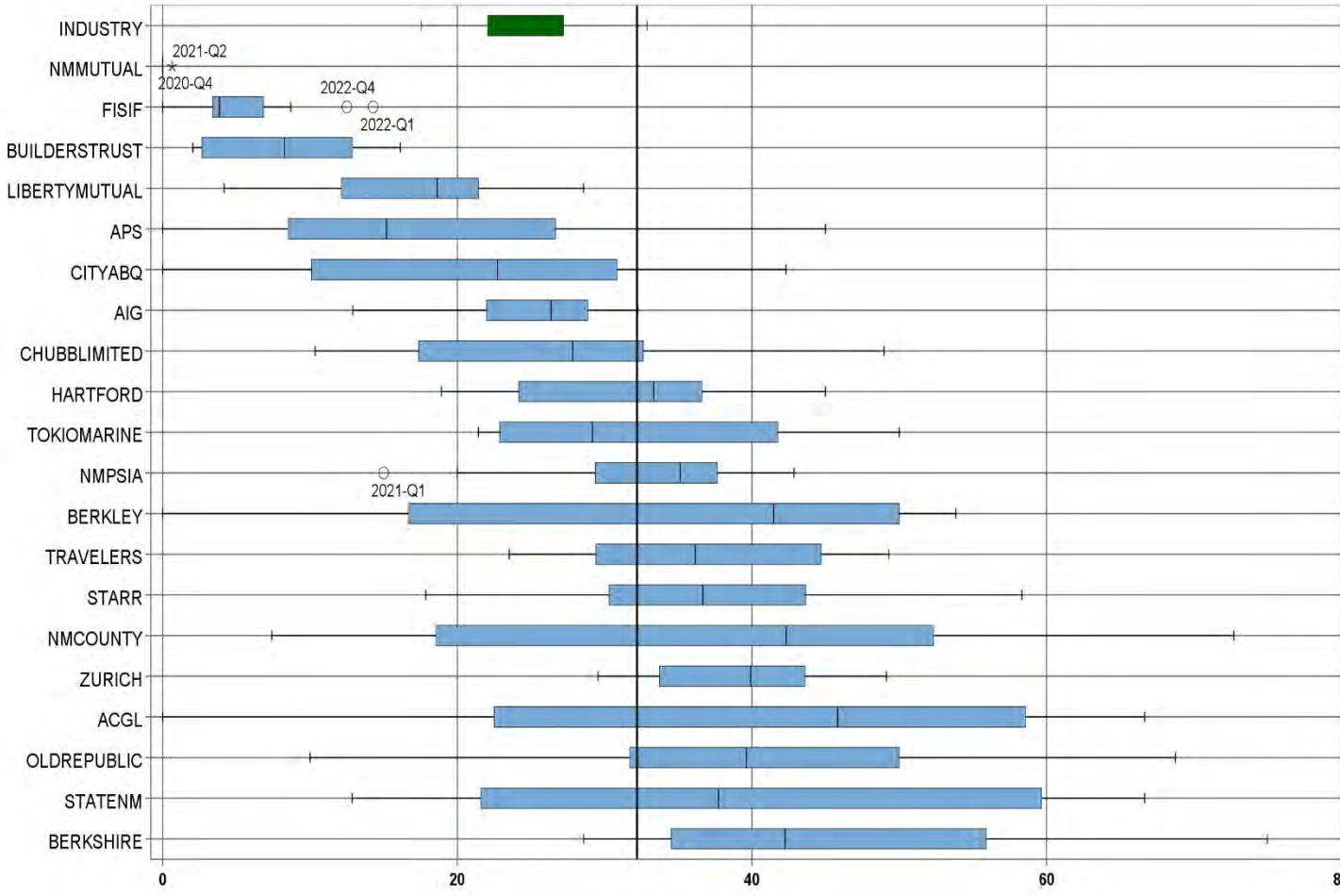
Produced by the Economic Research & Policy Bureau  
Richard Adu-Asamoah, Bureau Chief  
Ruili Yan, Economist  
Matthieu Cartron, Statistician

## **SCORECARD PROCESS AND NOTES**

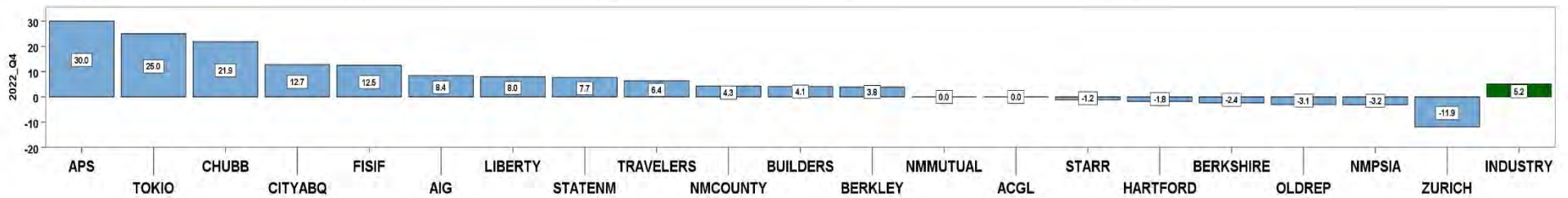
- ❖ Carriers are grouped by the uppermost parent company identified by AM Best Corporation, rather than by the NM WCA-assigned carrier number.
- ❖ The graphical information presented on the first page of each section is based on the 20 carriers and self-insured entities with the highest volume of indemnity SROI reports submitted for the preceding 12 quarters. The selection of carriers by volume of SROIs will automatically “phase-out” carriers that cease to conduct business in New Mexico, and “phase-in” those that increase volume or become active, as needed.
- ❖ Each quarter is presented as a stand-alone quarter that only includes data for that quarter. Additionally, a summary report for the year is prepared alongside Q4 to give carriers an overview of the year.
- ❖ The detailed listing of reporting results is listed alphabetically, rather than by Z-score.

**4<sup>th</sup> QUARTER CY 2022**  
New Mexico Workers' Compensation Administration

**LATE FILING FROI TREND – 12 QTRS: First Report of Injury or Illness**



Q4 CY 2022 Claim Summary		
Carrier Name	No.	% Late
ACGL	10	60
AIG	39	31
APS	20	45
BERKLEY	13	54
BERKSHIRE	9	33
BUILDERSTRUST	28	7
CHUBBLIMITED	49	49
CITYABQ	10	40
FISIF	16	12
HARTFORD	28	36
LIBERTYMUTUAL	21	29
NMCOUNTY	17	53
NMMUTUAL	126	0
NMPSIA	47	34
OLDREPUBLIC	21	38
STARR	12	42
STATENM	27	67
TOKIOMARINE	8	50
TRAVELERS	41	37
ZURICH	32	31
<b>Industry Average</b>	<b>730</b>	<b>32.2%</b>



**4<sup>th</sup> QUARTER CY 2022**  
 New Mexico Workers' Compensation Administration

**LATE FILING FROI ITEMIZED: First Report of Injury or Illness – Q4 (CONT.)**

Carrier ID	Carrier Name	Number of ttd-ptd claims	Number Late	Late Ratio	Expected	Z-Score	Z > 2
H2O01	ABQ/BERNCO WATER UTILITY AUTHORITY	1	1	100.0%	0		
468	ACUITY A MUTUAL INS COMPANY	5	2	40.0%	2		
APS01	ALBUQUERQUE PUBLIC SCHOOLS	20	9	45.0%	6	0.73	
58317	AMERICAN FINANCIAL GROUP, INC	1	1	100.0%	0		
58702	AMERICAN INTERNATIONAL GROUP, INC	39	12	30.8%	13	-0.08	
58459	ARCH CAPITAL GROUP LTD.	10	6	60.0%	3	1.59	
ASF01	ARCHDIOCESE OF SANTA FE	1	1	100.0%	0		
58448	ARGO GROUP INTERNATIONAL HOLDINGS, LTD	6	4	66.7%	2		
ABC01	ASSOC BUILDERS & CONTRACTORS	3	2	66.7%	1		
85085	AXA S.A.	6	2	33.3%	2		
BAS01	BASHA'S INC	1	1	100.0%	0		
58334	BERKSHIRE HATHAWAY INC	9	3	33.3%	3		
60081	BLUE CROSS BLUE SHIELD OF MI MUTUAL INS	5	4	80.0%	2		
BTR01	BUILDERS TRUST	28	2	7.1%	9	-1.43	
85512	CHANDLER INSURANCE COMPANY, LTD.	5	0	0.0%	2		
46331	CHINA MINSHENG INVESTMENT GROUP CORP LTD	1	1	100.0%	0		
CHR01	CHRISTUS ST VINCENT HOSPITAL	2	0	0.0%	1		
58303	CHUBB LIMITED	49	24	49.0%	16	0.96	
259	CHURCH MUTUAL INSURANCE COMPANY	2	2	100.0%	1		
12205	CIMARRON INSURANCE COMPANY	3	1	33.3%	1		
58704	CINCINNATI FINANCIAL CORPORATION	3	0	0.0%	1		
ABQ01	CITY OF ALBUQUERQUE	10	4	40.0%	3	0.46	
CAR01	CITY OF CARLSBAD	1	0	0.0%	0		
FAR01	CITY OF FARMINGTON	2	2	100.0%	1		
CLC01	CITY OF LAS CRUCES	4	2	50.0%	1		
CSF01	CITY OF SANTA FE	3	0	0.0%	1		
44179	COPPERPOINT MUTUAL INSURANCE HOLDING CO	6	5	83.3%	2		
COS01	COSTCO WHOLESALE	3	0	0.0%	1		
318	DONEGAL MUTUAL INSURANCE COMPANY	4	0	0.0%	1		
51243	EMPLOYERS HOLDINGS, INC.	4	4	100.0%	1		
55579	ENSTAR GROUP LIMITED	3	1	33.3%	1		
<b>Total</b>		<b>730</b>	<b>235</b>	<b>32.2%</b>			

**4<sup>th</sup> QUARTER CY 2022**  
 New Mexico Workers' Compensation Administration

**LATE FILING FROI ITEMIZED: First Report of Injury or Illness – Q4 (CONT.)**

Carrier ID	Carrier Name	Number of ttd-ptd claims	Number Late	Late Ratio	Expected	Z-Score	Z > 2
58455	EVEREST RE GROUP LTD	1	0	0.0%	0		
44385	EVERGREEN PARENT, L.P.	2	1	50.0%	1		
50710	EXXON MOBIL CORPORATION	1	1	100.0%	0		
58364	FAIRFAX FINANCIAL HOLDINGS LIMITED	8	4	50.0%	3		
FEX01	FEDERAL EXPRESS CORP POB 727	2	0	0.0%	1		
FED01	FEDERAL EXPRESS GROUND	1	1	100.0%	0		
384	FEDERATED MUTUAL INSURANCE COMPANY	3	0	0.0%	1		
FIS01	FOOD INDUSTRY SELF INS FUND OF NM	16	2	12.5%	5	-1.13	
FMM01	FREEMPORT-MCMORAN CORP	3	1	33.3%	1		
58707	HARTFORD FINANCIAL SERVICES GROUP INC	28	10	35.7%	9	0.20	
ITL01	INTEL CORPORATION	2	0	0.0%	1		
51114	LIBERTY MUTUAL HOLDING COMPANY INC.	21	6	28.6%	7	-0.21	
50177	LOEWS CORPORATION	9	5	55.6%	3		
LAN01	LOS ALAMOS LABS	2	0	0.0%	1		
58405	MARKEL CORPORATION	3	2	66.7%	1		
02327	MIDWEST FAMILY MUTUAL INSURANCE CO	1	0	0.0%	0		
HCW01	N M HEALTHCARE W C GROUP	1	0	0.0%	0		
PSI01	N M PUBLIC SCHOOLS	47	16	34.0%	15	0.11	
RUR01	N M RURAL ELECTRIC COOP ASSOC	1	0	0.0%	0		
SIF01	N M SELF INSURERS FUND	2	0	0.0%	1		
2358	NATIONWIDE MUTUAL INSURANCE COMPANY	1	0	0.0%	0		
CIA01	NEW MEXICO ASSN. OF COUNTIES	17	9	52.9%	5	1.19	
HWG01	NEW MEXICO HOSPITAL WORK COMP GROUP	4	2	50.0%	1		
11527	NEW MEXICO MUTUAL CASUALTY COMPANY	126	0	0.0%	41	-1.84	
AGC01	NM BUILDING BRANCH AGC	1	0	0.0%	0		
2381	OHIO FARMERS INSURANCE COMPANY	3	2	66.7%	1		
58439	OLD REPUBLIC INTERNATIONAL CORPORATION	21	8	38.1%	7	0.34	
PWC01	PINNACLE WEST CAPITAL CORP	2	0	0.0%	1		
PRE01	PRESBYTERIAN HEALTHCARE SERVICES	6	0	0.0%	2		
58332	PROTECTIVE INSURANCE CORPORATION	3	2	66.7%	1		
85434	QBE INSURANCE GROUP LIMITED	3	1	33.3%	1		
<b>Total</b>		<b>730</b>	<b>235</b>	<b>32.2%</b>			

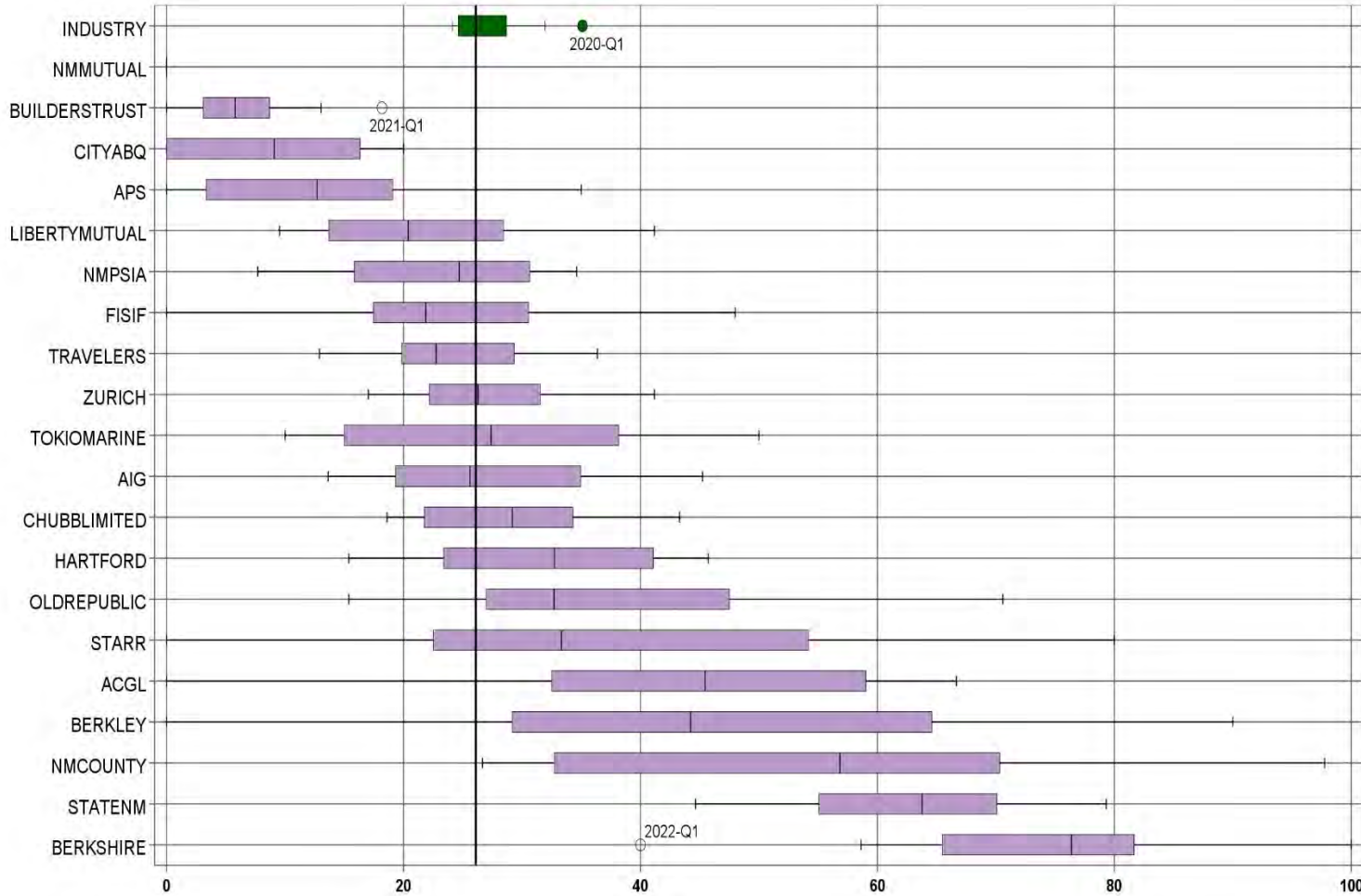
**4<sup>th</sup> QUARTER CY 2022**  
 New Mexico Workers' Compensation Administration

**LATE FILING FROI ITEMIZED: First Report of Injury or Illness – Q4 (CONT.)**

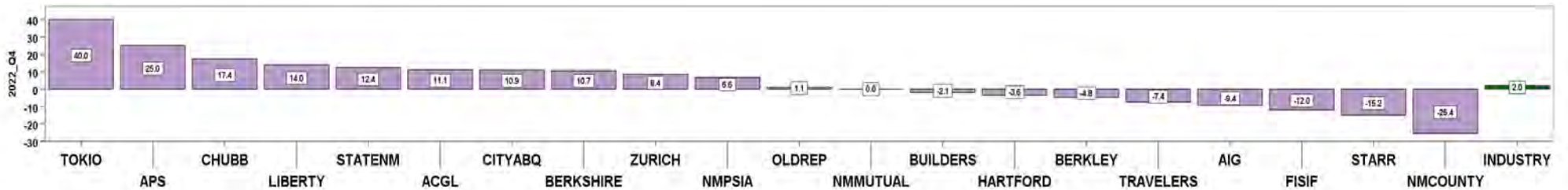
Carrier ID	Carrier Name	Number of ttd-ptd claims	Number Late	Late Ratio	Expected	Z-Score	Z > 2
SJR01	SAN JUAN REGIONAL MEDICAL CENTER	2	1	50.0%	1		
SAN01	SANDIA CORPORATION	1	0	0.0%	0		
58466	SELECTIVE INSURANCE GROUP INC	1	0	0.0%	0		
46834	SERVICE INSURANCE HOLDINGS, INC	2	1	50.0%	1		
52641	SOMPO HOLDINGS INC	2	2	100.0%	1		
55404	STARR INTERNATIONAL COMPANY, INC.	12	5	41.7%	4	0.54	
SNM01	STATE OF NEW MEXICO RISK MGMT DIVISION	27	18	66.7%	9	1.97	
TAR01	TARGET STORES/DAYTON HUDSON	1	0	0.0%	0		
58505	THE HANOVER INSURANCE GROUP, INC.	2	2	100.0%	1		
KRO01	THE KROGER CO.	1	0	0.0%	0		
58633	TOKIO MARINE HOLDINGS, INC.	8	4	50.0%	3		
58470	TRAVELERS COMPANIES, INC.	41	15	36.6%	13	0.25	
58496	W. R. BERKLEY CORPORATION	13	7	53.8%	4	1.24	
3482	WCF MUTUAL INSURANCE COMPANY	4	1	25.0%	1		
50457	ZURICH INSURANCE GROUP LTD	32	10	31.2%	10	-0.05	

<b>Total</b>	<b>730</b>	<b>235</b>	<b>32.2%</b>				
--------------	------------	------------	--------------	--	--	--	--

LATE PAYMENT OF INITIAL BENEFITS TREND – 12 QTRS



Q4 CY 2022 Claim Summary		
Carrier Name	No.	% Late
ACGL	9	56
AIG	34	15
APS	20	35
BERKLEY	12	67
BERKSHIRE	8	75
BUILDERSTRUST	23	4
CITYABQ	10	20
CHUBBLIMITED	44	39
FISIF	15	0
HARTFORD	28	39
LIBERTYMUTUAL	21	33
NMCOUNTY	17	29
NMMUTUAL	123	0
NMPSIA	42	29
OLDREPUBLIC	18	28
STARR	11	18
STATENM	24	58
TRAVELERS	39	21
TOKIOMARINE	8	50
ZURICH	28	36
<b>Industry Average</b>	<b>667</b>	<b>26.1%</b>



LATE PAYMENT OF INITIAL BENEFITS ITEMIZED – Q4 (CONT.)

Carrier ID	Carrier Name	Number of ttd-ptd claims	Number Late	Late Ratio	Expected	Z-Score	Z > 2
H2001	ABQ/BERNCO WATER UTILITY AUTHORITY	1	0	0.0%	0		
468	ACUITY A MUTUAL INS COMPANY	4	1	25.0%	1		
APS01	ALBUQUERQUE PUBLIC SCHOOLS	20	7	35.0%	5	0.49	
58702	AMERICAN INTERNATIONAL GROUP, INC	34	5	14.7%	9	-0.62	
58459	ARCH CAPITAL GROUP LTD.	9	5	55.6%	2		
ASF01	ARCHDIOCESE OF SANTA FE	1	1	100.0%	0		
58448	ARGO GROUP INTERNATIONAL HOLDINGS, LTD	6	0	0.0%	2		
ABC01	ASSOC BUILDERS & CONTRACTORS	3	2	66.7%	1		
85085	AXA S.A.	6	2	33.3%	2		
BAS01	BASHA'S INC	1	1	100.0%	0		
58334	BERKSHIRE HATHAWAY INC	8	6	75.0%	2		
60081	BLUE CROSS BLUE SHIELD OF MI MUTUAL INS	5	3	60.0%	1		
BTR01	BUILDERS TRUST	23	1	4.3%	6	-1.19	
85512	CHANDLER INSURANCE COMPANY, LTD.	5	5	100.0%	1		
46331	CHINA MINSHENG INVESTMENT GROUP CORP LTD	1	0	0.0%	0		
CHR01	CHRISTUS ST VINCENT HOSPITAL	2	1	50.0%	1		
58303	CHUBB LIMITED	44	17	38.6%	11	0.69	
259	CHURCH MUTUAL INSURANCE COMPANY	2	2	100.0%	1		
12205	CIMARRON INSURANCE COMPANY	2	1	50.0%	1		
58704	CINCINNATI FINANCIAL CORPORATION	2	0	0.0%	1		
ABQ01	CITY OF ALBUQUERQUE	10	2	20.0%	3	-0.33	
CAR01	CITY OF CARLSBAD	1	0	0.0%	0		
FAR01	CITY OF FARMINGTON	2	0	0.0%	1		
CLC01	CITY OF LAS CRUCES	4	3	75.0%	1		
CSF01	CITY OF SANTA FE	3	0	0.0%	1		
44179	COPPERPOINT MUTUAL INSURANCE HOLDING CO	5	2	40.0%	1		
COS01	COSTCO WHOLESALE	3	0	0.0%	1		
318	DONEGAL MUTUAL INSURANCE COMPANY	2	2	100.0%	1		
55579	ENSTAR GROUP LIMITED	3	3	100.0%	1		
58455	EVEREST RE GROUP LTD	1	0	0.0%	0		
<b>Total</b>		<b>667</b>	<b>174</b>	<b>26.1%</b>			



LATE PAYMENT OF INITIAL BENEFITS ITEMIZED – Q4 (CONT.)

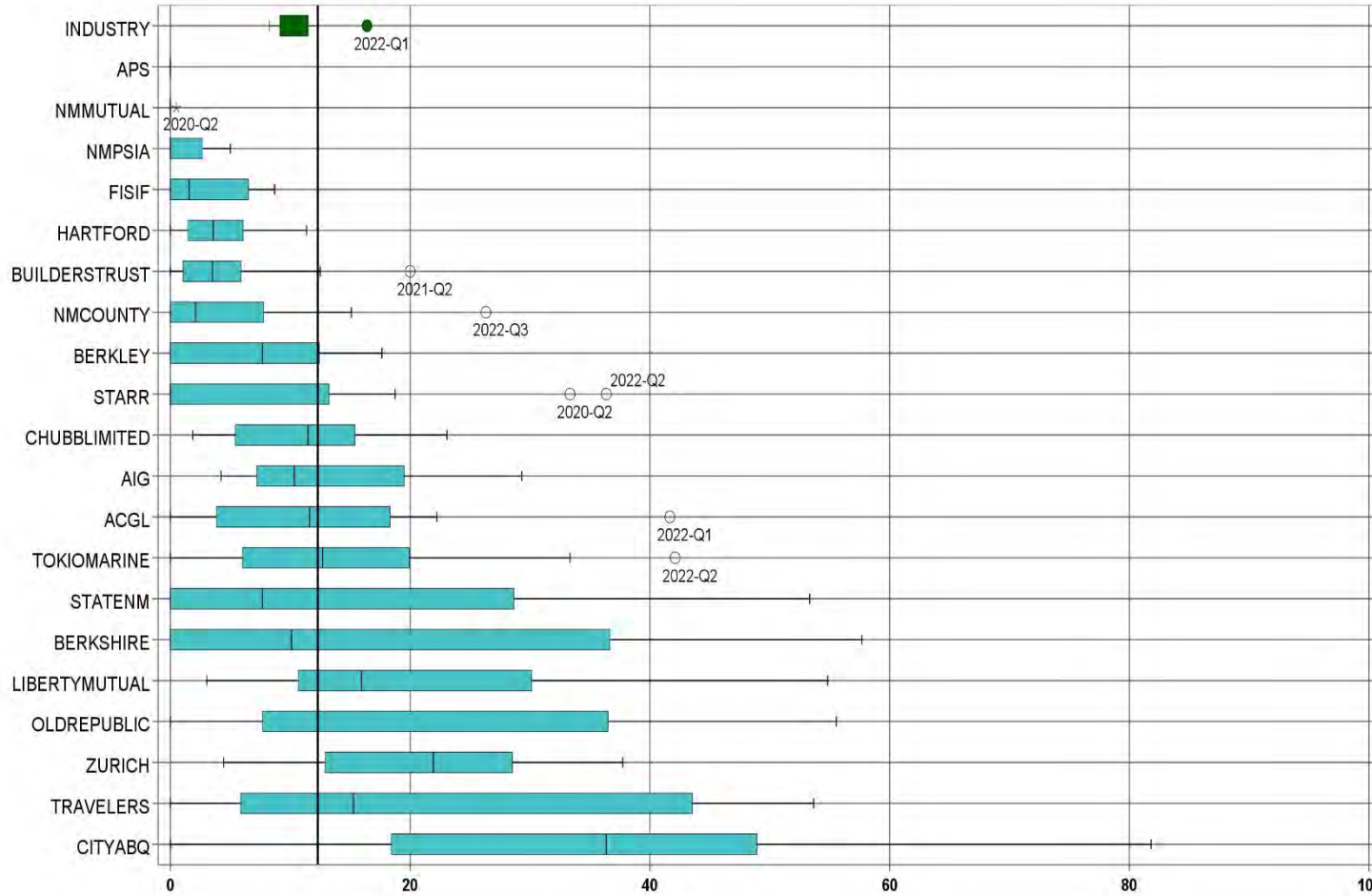
Carrier ID	Carrier Name	Number of ttd-ptd claims	Number Late	Late Ratio	Expected	Z-Score	Z > 2
44385	EVERGREEN PARENT, L.P.	2	0	0.0%	1		
50710	EXXON MOBIL CORPORATION	1	0	0.0%	0		
58364	FAIRFAX FINANCIAL HOLDINGS LIMITED	3	0	0.0%	1		
FEX01	FEDERAL EXPRESS CORP POB 727	2	0	0.0%	1		
FED01	FEDERAL EXPRESS GROUND	1	0	0.0%	0		
384	FEDERATED MUTUAL INSURANCE COMPANY	3	0	0.0%	1		
FIS01	FOOD INDUSTRY SELF INS FUND OF NM	15	0	0.0%	4	-1.43	
FMM01	FREEPOR-T-MCMORAN CORP	3	0	0.0%	1		
58707	HARTFORD FINANCIAL SERVICES GROUP INC	28	11	39.3%	7	0.72	
ITL01	INTEL CORPORATION	2	0	0.0%	1		
51114	LIBERTY MUTUAL HOLDING COMPANY INC.	21	7	33.3%	5	0.40	
50177	LOEWS CORPORATION	8	5	62.5%	2		
LAN01	LOS ALAMOS LABS	2	0	0.0%	1		
58405	MARKEL CORPORATION	3	1	33.3%	1		
02327	MIDWEST FAMILY MUTUAL INSURANCE CO	1	0	0.0%	0		
HCW01	N M HEALTHCARE W C GROUP	1	0	0.0%	0		
PSI01	N M PUBLIC SCHOOLS	42	12	28.6%	11	0.14	
SIF01	N M SELF INSURERS FUND	2	0	0.0%	1		
2358	NATIONWIDE MUTUAL INSURANCE COMPANY	1	0	0.0%	0		
CIA01	NEW MEXICO ASSN. OF COUNTIES	17	5	29.4%	4	0.18	
HWG01	NEW MEXICO HOSPITAL WORK COMP GROUP	3	1	33.3%	1		
11527	NEW MEXICO MUTUAL CASUALTY COMPANY	123	0	0.0%	32	-1.43	
AGC01	NM BUILDING BRANCH AGC	1	0	0.0%	0		
2381	OHIO FARMERS INSURANCE COMPANY	1	0	0.0%	0		
58439	OLD REPUBLIC INTERNATIONAL CORPORATION	18	5	27.8%	5	0.09	
PWC01	PINNACLE WEST CAPITAL CORP	2	0	0.0%	1		
PRE01	PRESBYTERIAN HEALTHCARE SERVICES	6	3	50.0%	2		
58332	PROTECTIVE INSURANCE CORPORATION	1	0	0.0%	0		
85434	QBE INSURANCE GROUP LIMITED	3	1	33.3%	1		
SJR01	SAN JUAN REGIONAL MEDICAL CENTER	2	1	50.0%	1		
<b>Total</b>		<b>667</b>	<b>174</b>	<b>26.1%</b>			

LATE PAYMENT OF INITIAL BENEFITS ITEMIZED – Q4 (CONT.)

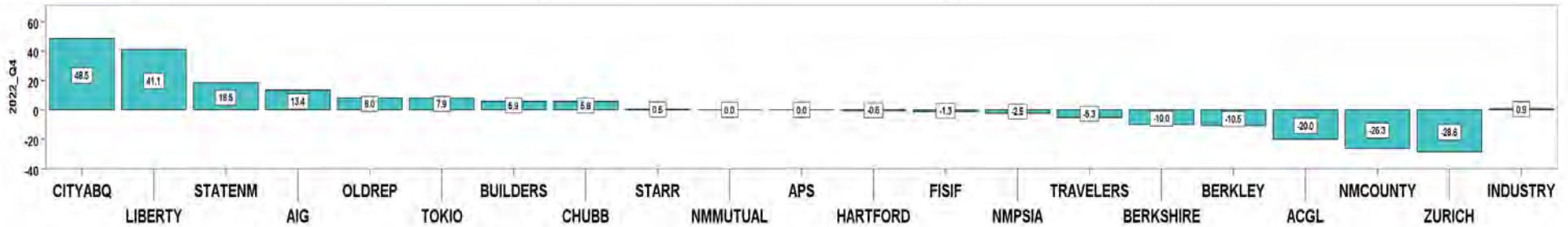
Carrier ID	Carrier Name	Number of ttd-ptd claims	Number Late	Late Ratio	Expected	Z-Score	Z > 2
SAN01	SANDIA CORPORATION	1	0	0.0%	0		
58466	SELECTIVE INSURANCE GROUP INC	1	1	100.0%	0		
46834	SERVICE INSURANCE HOLDINGS, INC	2	0	0.0%	1		
52641	SOMPO HOLDINGS INC	2	0	0.0%	1		
55404	STARR INTERNATIONAL COMPANY, INC.	11	2	18.2%	3	-0.43	
SNM01	STATE OF NEW MEXICO RISK MGMT DIVISION	24	14	58.3%	6	1.77	
TAR01	TARGET STORES/DAYTON HUDSON	1	1	100.0%	0		
58505	THE HANOVER INSURANCE GROUP, INC.	2	2	100.0%	1		
KRO01	THE KROGER CO.	1	0	0.0%	0		
58633	TOKIO MARINE HOLDINGS, INC.	8	4	50.0%	2		
58470	TRAVELERS COMPANIES, INC.	39	8	20.5%	10	-0.31	
58496	W. R. BERKLEY CORPORATION	12	8	66.7%	3	2.23	*****
3482	WCF MUTUAL INSURANCE COMPANY	4	0	0.0%	1		
50457	ZURICH INSURANCE GROUP LTD	28	10	35.7%	7	0.53	
<b>Total</b>		<b>667</b>	<b>174</b>	<b>26.1%</b>			

**4<sup>th</sup> QUARTER CY 2022**  
New Mexico Workers' Compensation Administration

**LATE FILING SROI TREND – 12 QTRS: Subsequent Report of Injury**



Q4 CY 2022 Claim Summary		
Carrier Name	No.	% Late
ACGL	10	0
AIG	42	21
APS	20	0
BERKLEY	14	0
BERKSHIRE	10	40
BUILDERSTRUST	34	6
CITYABQ	11	82
CHUBBLIMITED	52	23
FISIF	17	6
HARTFORD	29	3
LIBERTYMUTUAL	31	55
NMCOUNTY	17	0
NMMUTUAL	131	0
NMPSIA	48	2
OLDREPUBLIC	22	32
STARR	13	8
STATENM	32	25
TOKIOMARINE	9	22
TRAVELERS	44	5
ZURICH	33	9
<b>Industry Average</b>	<b>802</b>	<b>12.3%</b>



LATE FILING SROI ITEMIZED – Q4: Subsequent Report of Injury (CONT.)

Carrier ID	Carrier Name	Number of ttd-ptd claims	Number Late	Late Ratio	Expected	Z-Score	Z > 2
H2001	ABQ/BERNCO WATER UTILITY AUTHORITY	1	0	0.0%	0		
468	ACUITY A MUTUAL INS COMPANY	5	0	0.0%	1		
APS01	ALBUQUERQUE PUBLIC SCHOOLS	20	0	0.0%	2	-0.58	
58317	AMERICAN FINANCIAL GROUP, INC	1	0	0.0%	0		
58702	AMERICAN INTERNATIONAL GROUP, INC	42	9	21.4%	5	0.42	
52536	AMERISURE MUTUAL HOLDINGS INC	1	0	0.0%	0		
58459	ARCH CAPITAL GROUP LTD.	10	0	0.0%	1	-0.58	
ASF01	ARCHDIOCESE OF SANTA FE	1	0	0.0%	0		
58448	ARGO GROUP INTERNATIONAL HOLDINGS, LTD	6	3	50.0%	1		
ABC01	ASSOC BUILDERS & CONTRACTORS	3	0	0.0%	0		
85085	AXA S.A.	7	0	0.0%	1		
BAS01	BASHA'S INC	1	1	100.0%	0		
58334	BERKSHIRE HATHAWAY INC	10	4	40.0%	1	1.29	
60081	BLUE CROSS BLUE SHIELD OF MI MUTUAL INS	6	0	0.0%	1		
BTR01	BUILDERS TRUST	34	2	5.9%	4	-0.30	
85512	CHANDLER INSURANCE COMPANY, LTD.	7	0	0.0%	1		
46331	CHINA MINSHENG INVESTMENT GROUP CORP LTD	1	1	100.0%	0		
CHR01	CHRISTUS ST VINCENT HOSPITAL	2	0	0.0%	0		
58303	CHUBB LIMITED	52	12	23.1%	6	0.50	
259	CHURCH MUTUAL INSURANCE COMPANY	2	2	100.0%	0		
12205	CIMARRON INSURANCE COMPANY	3	0	0.0%	0		
58704	CINCINNATI FINANCIAL CORPORATION	4	0	0.0%	0		
ABQ01	CITY OF ALBUQUERQUE	11	9	81.8%	1	3.24	*****
CAR01	CITY OF CARLSBAD	1	0	0.0%	0		
FAR01	CITY OF FARMINGTON	2	0	0.0%	0		
CLC01	CITY OF LAS CRUCES	4	0	0.0%	0		
CSF01	CITY OF SANTA FE	3	0	0.0%	0		
44179	COPPERPOINT MUTUAL INSURANCE HOLDING CO	6	0	0.0%	1		
COS01	COSTCO WHOLESALE	3	2	66.7%	0		
318	DONEGAL MUTUAL INSURANCE COMPANY	5	0	0.0%	1		
51243	EMPLOYERS HOLDINGS, INC.	5	2	40.0%	1		
<b>Total</b>		<b>802</b>	<b>99</b>	<b>12.3%</b>			

LATE FILING SROI ITEMIZED – Q4: Subsequent Report of Injury (CONT.)

Carrier ID	Carrier Name	Number of ttd-ptd claims	Number Late	Late Ratio	Expected	Z-Score	Z > 2
55579	ENSTAR GROUP LIMITED	3	0	0.0%	0		
58455	EVEREST RE GROUP LTD	1	0	0.0%	0		
44385	EVERGREEN PARENT, L.P.	2	1	50.0%	0		
50710	EXXON MOBIL CORPORATION	1	1	100.0%	0		
58364	FAIRFAX FINANCIAL HOLDINGS LIMITED	9	1	11.1%	1		
FEX01	FEDERAL EXPRESS CORP POB 727	3	0	0.0%	0		
FED01	FEDERAL EXPRESS GROUND	1	0	0.0%	0		
384	FEDERATED MUTUAL INSURANCE COMPANY	3	2	66.7%	0		
FIS01	FOOD INDUSTRY SELF INS FUND OF NM	17	1	5.9%	2	-0.30	
FMM01	FREEMPORT-MCMORAN CORP	3	0	0.0%	0		
58707	HARTFORD FINANCIAL SERVICES GROUP INC	29	1	3.4%	4	-0.41	
85259	HDI V.A.G.	1	0	0.0%	0		
ITL01	INTEL CORPORATION	2	0	0.0%	0		
51114	LIBERTY MUTUAL HOLDING COMPANY INC.	31	17	54.8%	4	1.98	
50177	LOEWS CORPORATION	10	0	0.0%	1	-0.58	
LAN01	LOS ALAMOS LABS	2	0	0.0%	0		
58405	MARKEL CORPORATION	3	0	0.0%	0		
02327	MIDWEST FAMILY MUTUAL INSURANCE CO	1	0	0.0%	0		
HCW01	N M HEALTHCARE W C GROUP	1	0	0.0%	0		
PSI01	N M PUBLIC SCHOOLS	48	1	2.1%	6	-0.48	
RUR01	N M RURAL ELECTRIC COOP ASSOC	1	0	0.0%	0		
SIF01	N M SELF INSURERS FUND	2	0	0.0%	0		
2358	NATIONWIDE MUTUAL INSURANCE COMPANY	1	0	0.0%	0		
CIA01	NEW MEXICO ASSN. OF COUNTIES	17	0	0.0%	2	-0.58	
HWG01	NEW MEXICO HOSPITAL WORK COMP GROUP	4	0	0.0%	0		
11527	NEW MEXICO MUTUAL CASUALTY COMPANY	131	0	0.0%	16	-0.58	
AGC01	NM BUILDING BRANCH AGC	1	0	0.0%	0		
2381	OHIO FARMERS INSURANCE COMPANY	4	1	25.0%	0		
58439	OLD REPUBLIC INTERNATIONAL CORPORATION	22	7	31.8%	3	0.91	
PWC01	PINNACLE WEST CAPITAL CORP	2	0	0.0%	0		
PRE01	PRESBYTERIAN HEALTHCARE SERVICES	6	0	0.0%	1		
<b>Total</b>		<b>802</b>	<b>99</b>	<b>12.3%</b>			

**4<sup>th</sup> QUARTER CY 2022**  
 New Mexico Workers' Compensation Administration

**LATE FILING SROI ITEMIZED – Q4: Subsequent Report of Injury (CONT.)**

Carrier ID	Carrier Name	Number of ttd-ptd claims	Number Late	Late Ratio	Expected	Z-Score	Z > 2
58332	PROTECTIVE INSURANCE CORPORATION	3	0	0.0%	0		
85434	QBE INSURANCE GROUP LIMITED	3	0	0.0%	0		
SJR01	SAN JUAN REGIONAL MEDICAL CENTER	2	0	0.0%	0		
SAN01	SANDIA CORPORATION	4	0	0.0%	0		
58466	SELECTIVE INSURANCE GROUP INC	1	1	100.0%	0		
2466	SENTRY INSURANCE A MUTUAL COMPANY	10	1	10.0%	1	-0.11	
46834	SERVICE INSURANCE HOLDINGS, INC	2	0	0.0%	0		
52641	SOMPO HOLDINGS INC	2	0	0.0%	0		
55404	STARR INTERNATIONAL COMPANY, INC.	13	1	7.7%	2	-0.22	
SNM01	STATE OF NEW MEXICO RISK MGMT DIVISION	32	8	25.0%	4	0.59	
TAR01	TARGET STORES/DAYTON HUDSON	1	0	0.0%	0		
58505	THE HANOVER INSURANCE GROUP, INC.	2	0	0.0%	0		
KRO01	THE KROGER CO.	2	0	0.0%	0		
58633	TOKIO MARINE HOLDINGS, INC.	9	2	22.2%	1		
58470	TRAVELERS COMPANIES, INC.	44	2	4.5%	5	-0.36	
58496	W. R. BERKLEY CORPORATION	14	0	0.0%	2	-0.58	
3482	WCF MUTUAL INSURANCE COMPANY	4	1	25.0%	0		
50457	ZURICH INSURANCE GROUP LTD	33	3	9.1%	4	-0.15	
<b>Total</b>		<b>802</b>	<b>99</b>	<b>12.3%</b>			

**4<sup>th</sup> QUARTER CY 2022**  
New Mexico Workers' Compensation Administration

**12 QUARTER LEGAL ACTIVITY REPORT**

Carrier ID	Carrier Name	Total	No Legal Activity	Legal Activity	% Legal Activity
ABF01	ABF FREIGHT SYSTEM INC	20	16	4	20.0%
H2001	ABQ/BERNCO WATER UTILITY AUTHORITY	18	15	3	16.7%
33652	ACCIDENT INSURANCE COMPANY, INC.	1	1	0	0.0%
468	ACUITY A MUTUAL INS COMPANY	33	25	8	24.2%
APS01	ALBUQUERQUE PUBLIC SCHOOLS	174	165	9	5.2%
85449	ALLIANZ SE	1	0	1	100.0%
ALL01	ALLSUP ENTERPRISES INC	3	1	2	66.7%
86794	AMERICAN CONTRACTORS INSURANCE GROUP LTD	1	0	1	100.0%
58317	AMERICAN FINANCIAL GROUP, INC	10	8	2	20.0%
58702	AMERICAN INTERNATIONAL GROUP, INC	1045	899	146	14.0%
6087	AMERICAN NATIONAL INSURANCE COMPANY	2	2	0	0.0%
52536	AMERISURE MUTUAL HOLDINGS INC	6	6	0	0.0%
58459	ARCH CAPITAL GROUP LTD.	182	157	25	13.7%
ASF01	ARCHDIOCESE OF SANTA FE	9	9	0	0.0%
58448	ARGO GROUP INTERNATIONAL HOLDINGS, LTD	81	71	10	12.3%
ABC01	ASSOC BUILDERS & CONTRACTORS	26	19	7	26.9%
51156	ASSURANT INC	1	1	0	0.0%
85085	AXA S.A.	131	105	26	19.8%
BAS01	BASHA'S INC	2	2	0	0.0%
58334	BERKSHIRE HATHAWAY INC	187	161	26	13.9%
46512	BIC HOLDINGS LLC	21	17	4	19.0%
60081	BLUE CROSS BLUE SHIELD OF MI MUTUAL INS	74	60	14	18.9%
221	BROTHERHOOD MUTUAL INSURANCE COMPANY	9	4	5	55.6%
BTR01	BUILDERS TRUST	468	377	91	19.4%
2081	CENTRAL MUTUAL INSURANCE COMPANY	3	3	0	0.0%
85512	CHANDLER INSURANCE COMPANY, LTD.	41	27	14	34.1%
CHE01	CHEVRON USA	1	0	1	100.0%
46331	CHINA MINSHENG INVESTMENT GROUP CORP LTD	3	2	1	33.3%
CHR01	CHRISTUS ST VINCENT HOSPITAL	30	26	4	13.3%
58303	CHUBB LIMITED	773	650	123	15.9%
259	CHURCH MUTUAL INSURANCE COMPANY	16	12	4	25.0%
<b>12 Quarter Total</b>		<b>12,025</b>	<b>9,996</b>	<b>2,029</b>	<b>16.9%</b>

**4<sup>th</sup> QUARTER CY 2022**  
 New Mexico Workers' Compensation Administration

**12 QUARTER LEGAL ACTIVITY REPORT (CONT.)**

Carrier ID	Carrier Name	Total	No Legal Activity	Legal Activity	% Legal Activity
12205	CIMARRON INSURANCE COMPANY	12	10	2	16.7%
58704	CINCINNATI FINANCIAL CORPORATION	29	18	11	37.9%
ABQ01	CITY OF ALBUQUERQUE	180	152	28	15.6%
CAR01	CITY OF CARLSBAD	18	13	5	27.8%
FAR01	CITY OF FARMINGTON	30	27	3	10.0%
CLC01	CITY OF LAS CRUCES	50	44	6	12.0%
CSF01	CITY OF SANTA FE	29	27	2	6.9%
3633	COLUMBIA MUTUAL INSURANCE COMPANY	3	3	0	0.0%
44179	COPPERPOINT MUTUAL INSURANCE HOLDING CO	34	24	10	29.4%
COS01	COSTCO WHOLESALE	33	29	4	12.1%
11130	DAKOTA TRUCK UNDERWRITERS	2	1	1	50.0%
DOL01	DOLLAR GENERAL (DOLGEN CORP)	12	10	2	16.7%
318	DONEGAL MUTUAL INSURANCE COMPANY	53	39	14	26.4%
51243	EMPLOYERS HOLDINGS, INC.	64	46	18	28.1%
2161	EMPLOYERS MUTUAL CASUALTY COMPANY	1	0	1	100.0%
55579	ENSTAR GROUP LIMITED	42	32	10	23.8%
51656	ERNEST RADY TRUST	2	1	1	50.0%
58455	EVEREST RE GROUP LTD	41	36	5	12.2%
44385	EVERGREEN PARENT, L.P.	24	21	3	12.5%
50710	EXXON MOBIL CORPORATION	1	1	0	0.0%
58364	FAIRFAX FINANCIAL HOLDINGS LIMITED	66	53	13	19.7%
52562	FARM BUREAU MUTUAL HOLDING COMPANY	40	28	12	30.0%
FEX01	FEDERAL EXPRESS CORP POB 727	42	37	5	11.9%
FED01	FEDERAL EXPRESS GROUND	23	20	3	13.0%
384	FEDERATED MUTUAL INSURANCE COMPANY	59	47	12	20.3%
385	FEDERATED RURAL ELECTRIC INSURANCE EXCH	1	0	1	100.0%
FIS01	FOOD INDUSTRY SELF INS FUND OF NM	326	279	47	14.4%
59492	FOSUN INTERNATIONAL HOLDINGS LTD	1	0	1	100.0%
FMM01	FREEMPORT-MCMORAN CORP	24	22	2	8.3%
50408	GENERAL ELECTRIC COMPANY	2	2	0	0.0%
54044	GROUP ONE THOUSAND ONE, LLC	3	3	0	0.0%
<b>12 Quarter Total</b>		<b>12,025</b>	<b>9,996</b>	<b>2,029</b>	<b>16.9%</b>



12 QUARTER LEGAL ACTIVITY REPORT (CONT.)

Carrier ID	Carrier Name	Total	No Legal Activity	Legal Activity	% Legal Activity
58707	HARTFORD FINANCIAL SERVICES GROUP INC	398	331	67	16.8%
85259	HDI V.A.G.	1	0	1	100.0%
HEA01	HEALTHSOUTH REHAB CORP	2	2	0	0.0%
51160	INTACT FINANCIAL CORPORATION	3	2	1	33.3%
ITL01	INTEL CORPORATION	18	16	2	11.1%
51391	JAMESTOWN HOLDINGS CORP.	4	4	0	0.0%
KIE01	KIEWIT CONSTRUCTION GROUP INC	1	1	0	0.0%
51114	LIBERTY MUTUAL HOLDING COMPANY INC.	382	325	57	14.9%
50177	LOEWS CORPORATION	113	85	28	24.8%
LAN01	LOS ALAMOS LABS	40	36	4	10.0%
MAC01	MACYS INC	1	0	1	100.0%
11387	MAINE EMPLOYERS MUTUAL INSURANCE COMPANY	2	2	0	0.0%
58405	MARKEL CORPORATION	57	51	6	10.5%
MCA01	MECH CONTRACTORS ASSOC OF NM	8	8	0	0.0%
02327	MIDWEST FAMILY MUTUAL INSURANCE CO	2	2	0	0.0%
52662	MS&AD INSURANCE GROUP HOLDINGS, INC.	1	0	1	100.0%
HCW01	N M HEALTHCARE W C GROUP	25	21	4	16.0%
PSI01	N M PUBLIC SCHOOLS	482	420	62	12.9%
RUR01	N M RURAL ELECTRIC COOP ASSOC	20	18	2	10.0%
SIF01	N M SELF INSURERS FUND	27	25	2	7.4%
2358	NATIONWIDE MUTUAL INSURANCE COMPANY	20	18	2	10.0%
CIA01	NEW MEXICO ASSN. OF COUNTIES	503	397	106	21.1%
HWG01	NEW MEXICO HOSPITAL WORK COMP GROUP	64	57	7	10.9%
11527	NEW MEXICO MUTUAL CASUALTY COMPANY	2035	1653	382	18.8%
AGC01	NM BUILDING BRANCH AGC	15	14	1	6.7%
2381	OHIO FARMERS INSURANCE COMPANY	14	12	2	14.3%
58439	OLD REPUBLIC INTERNATIONAL CORPORATION	230	181	49	21.3%
320	PHARMACISTS MUTUAL INSURANCE COMPANY	1	1	0	0.0%
PWC01	PINNACLE WEST CAPITAL CORP	11	10	1	9.1%
PRE01	PRESBYTERIAN HEALTHCARE SERVICES	147	132	15	10.2%
59716	PROSIGHT GLOBAL HOLDINGS LTD	1	1	0	0.0%
<b>12 Quarter Total</b>		<b>12,025</b>	<b>9,996</b>	<b>2,029</b>	<b>16.9%</b>

**4<sup>th</sup> QUARTER CY 2022**  
 New Mexico Workers' Compensation Administration

**12 QUARTER LEGAL ACTIVITY REPORT (CONT.)**

Carrier ID	Carrier Name	Total	No Legal Activity	Legal Activity	% Legal Activity
58332	PROTECTIVE INSURANCE CORPORATION	39	27	12	30.8%
85434	QBE INSURANCE GROUP LIMITED	39	35	4	10.3%
QCI01	QWEST COMMUNICATIONS INTERNATIONAL	1	0	1	100.0%
RYD01	RYDER SYSTEMS INC	1	0	1	100.0%
SJR01	SAN JUAN REGIONAL MEDICAL CENTER	52	50	2	3.8%
SAN01	SANDIA CORPORATION	33	30	3	9.1%
58466	SELECTIVE INSURANCE GROUP INC	17	9	8	47.1%
2466	SENTRY INSURANCE A MUTUAL COMPANY	98	87	11	11.2%
46834	SERVICE INSURANCE HOLDINGS, INC	27	22	5	18.5%
01929	SFM MUTUAL INSURANCE COMPANY	1	1	0	0.0%
52641	SOMPO HOLDINGS INC	22	19	3	13.6%
55404	STARR INTERNATIONAL COMPANY, INC.	148	126	22	14.9%
2479	STATE FARM MUTUAL AUTOMOBILE INS CO	20	14	6	30.0%
SNM01	STATE OF NEW MEXICO RISK MGMT DIVISION	648	535	113	17.4%
33806	SUNZ HOLDINGS LLC	1	1	0	0.0%
TAR01	TARGET STORES/DAYTON HUDSON	14	13	1	7.1%
58505	THE HANOVER INSURANCE GROUP, INC.	17	14	3	17.6%
KRO01	THE KROGER CO.	58	48	10	17.2%
58633	TOKIO MARINE HOLDINGS, INC.	193	168	25	13.0%
58470	TRAVELERS COMPANIES, INC.	581	469	112	19.3%
58496	W. R. BERKLEY CORPORATION	148	109	39	26.4%
3482	WCF MUTUAL INSURANCE COMPANY	5	5	0	0.0%
46966	WESTAIM HIIG LP	6	5	1	16.7%
50457	ZURICH INSURANCE GROUP LTD	609	518	91	14.9%
<b>12 Quarter Total</b>		<b>12,025</b>	<b>9,996</b>	<b>2,029</b>	<b>16.9%</b>