



STATE OF NEW MEXICO
Workers' Compensation
Administration

CALENDAR YEAR 2022
INSURER SCORECARD

CONTENTS

SCORECARD PROCESS AND NOTES1

LATE FILING FROI TREND – 12 QTRS: First Report of Injury or Illness2

LATE FILING FROI ITEMIZED: First Report of Injury or Illness – CY 2022 (CONT.).....3

LATE FILING FROI ITEMIZED: First Report of Injury or Illness – CY 2022 (CONT.).....4

LATE FILING FROI ITEMIZED: First Report of Injury or Illness – CY 2022 (CONT.).....5

LATE PAYMENT OF INITIAL BENEFITS TREND – 12 QTRS7

LATE PAYMENT OF INITIAL BENEFITS ITEMIZED – CY 2022 (CONT.).....8

LATE PAYMENT OF INITIAL BENEFITS ITEMIZED – CY 2022 (CONT.).....9

LATE PAYMENT OF INITIAL BENEFITS ITEMIZED – CY 2022 (CONT.).....10

LATE FILING SROI TREND – 12 QTRS: Subsequent Report of Injury.....12

LATE FILING SROI ITEMIZED – CY 2022: Subsequent Report of Injury (CONT.).....13

LATE FILING SROI ITEMIZED – CY 2022: Subsequent Report of Injury (CONT.).....14

LATE FILING SROI ITEMIZED – CY 2022: Subsequent Report of Injury (CONT.).....15

LATE FILING SROI ITEMIZED – CY 2022: Subsequent Report of Injury (CONT.).....16

12 QUARTER LEGAL ACTIVITY REPORT.....17

12 QUARTER LEGAL ACTIVITY REPORT (CONT.).....18

12 QUARTER LEGAL ACTIVITY REPORT (CONT.).....19

12 QUARTER LEGAL ACTIVITY REPORT (CONT.).....20

****The New Mexico Workers' Compensation Administration relies on carriers to accurately report their data to the agency. Carrier submissions are subject to computer edits and review by WCA staff. However, the data used in this report remains unaltered by the WCA. As such, data reporting errors can occur and may result in skewed scorecard results.**

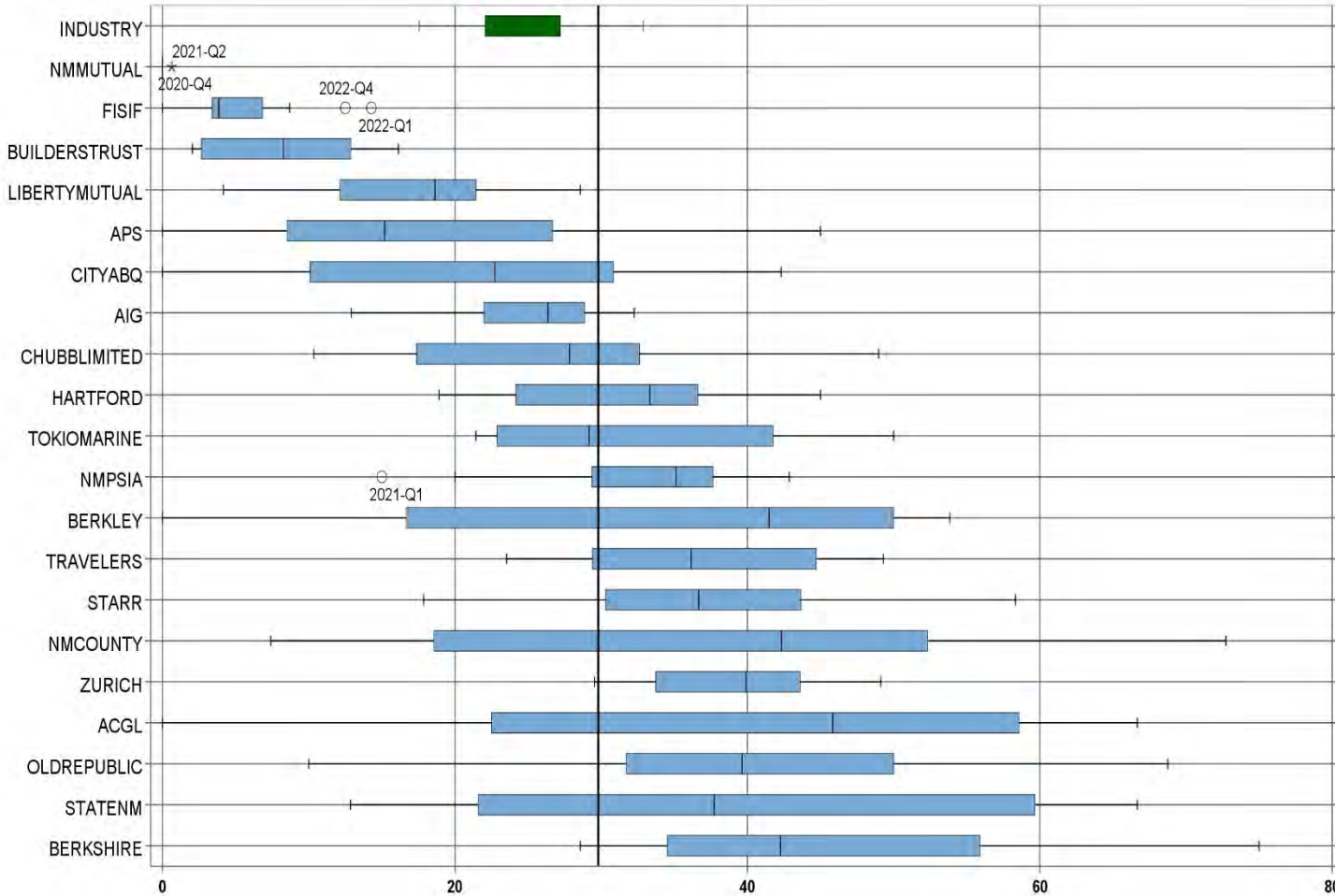
Produced by the Economic Research & Policy Bureau
Richard Adu-Asamoah, Bureau Chief
Ruili Yan, Economist

SCORECARD PROCESS AND NOTES

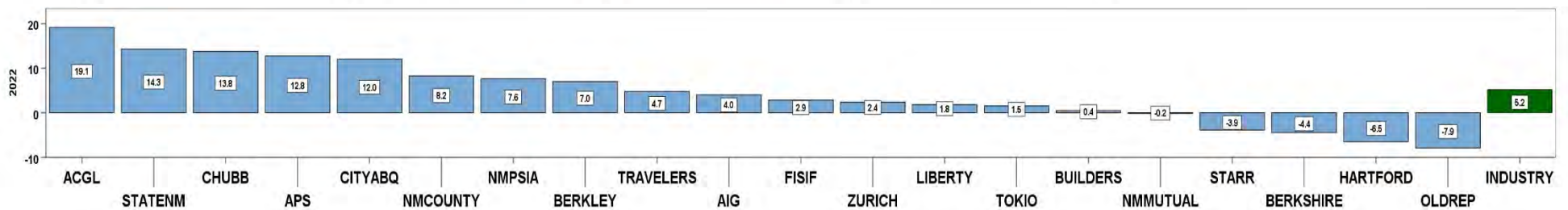
- ❖ Carriers are grouped by the uppermost parent company identified by AM Best Corporation, rather than by the NM WCA-assigned carrier number.
- ❖ The graphic information presented on the first page of each section is based on the 20 entities with the highest volume of indemnity SROI reports submitted for the preceding 12 quarters, rather than the same fixed 20 entities. The process will automatically “phase-out” companies that cease doing business in New Mexico, and “phase-in” companies that increase volume or become active, as needed.
- ❖ Each quarter is presented as a stand-alone quarter which only includes data for that quarter. Additionally, a summary report for the year is prepared alongside Q4 to give reporters the whole picture of the year.
- ❖ The detailed listing of reporting results is listed alphabetically, rather than by Z-score.

CALENDAR YEAR 2022
New Mexico Workers' Compensation Administration

LATE FILING FROI TREND – 12 QTRS: First Report of Injury or Illness



CY 2022 Claim Summary		
Carrier Name	No.	% Late
ACGL	39	62
AIG	208	26
APS	68	24
BERKLEY	58	47
BERKSHIRE	55	44
BUILDERSTRUST	125	10
CITYABQ	63	37
CHUBBLIMITED	196	39
FISIF	92	7
HARTFORD	106	32
LIBERTYMUTUAL	107	19
NM COUNTY	93	54
NMMUTUAL	582	0
NMPSIA	167	38
OLDREPUBLIC	73	40
STARR	50	40
STATENM	196	59
TOKIOMARINE	56	32
TRAVELERS	173	36
ZURICH	177	42
Industry Average	3,346	29.8%



CALENDAR YEAR 2022
New Mexico Workers' Compensation Administration

LATE FILING FROI ITEMIZED: First Report of Injury or Illness – CY 2022 (CONT.)

Carrier ID	Carrier Name	Number of ttd-ptd claims	Number Late	Late Ratio	Expected	Z-Score	Z > 2
ABF01	ABF FREIGHT SYSTEM INC	7	0	0.0%	2		
H2O01	ABQ/BERNCO WATER UTILITY AUTHORITY	5	2	40.0%	1		
468	ACUITY A MUTUAL INS COMPANY	9	2	22.2%	3		
APS01	ALBUQUERQUE PUBLIC SCHOOLS	68	16	23.5%	20	-0.27	
58317	AMERICAN FINANCIAL GROUP, INC	1	1	100.0%	0		
58702	AMERICAN INTERNATIONAL GROUP, INC	208	55	26.4%	62	-0.14	
52536	AMERISURE MUTUAL HOLDINGS INC	3	1	33.3%	1		
58459	ARCH CAPITAL GROUP LTD.	39	24	61.5%	12	1.38	
ASF01	ARCHDIOCESE OF SANTA FE	2	1	50.0%	1		
58448	ARGO GROUP INTERNATIONAL HOLDINGS, LTD	22	14	63.6%	7	1.47	
ABC01	ASSOC BUILDERS & CONTRACTORS	7	3	42.9%	2		
51156	ASSURANT INC	1	1	100.0%	0		
85085	AXA S.A.	41	15	36.6%	12	0.30	
BAS01	BASHA'S INC	2	2	100.0%	1		
58334	BERKSHIRE HATHAWAY INC	55	24	43.6%	16	0.60	
46512	BIC HOLDINGS LLC	5	3	60.0%	1		
60081	BLUE CROSS BLUE SHIELD OF MI MUTUAL INS	17	11	64.7%	5	1.52	
BTR01	BUILDERS TRUST	125	12	9.6%	37	-0.88	
2081	CENTRAL MUTUAL INSURANCE COMPANY	1	0	0.0%	0		
85512	CHANDLER INSURANCE COMPANY, LTD.	9	2	22.2%	3		
46331	CHINA MINSHENG INVESTMENT GROUP CORP LTD	3	2	66.7%	1		
CHR01	CHRISTUS ST VINCENT HOSPITAL	8	1	12.5%	2		
58303	CHUBB LIMITED	196	76	38.8%	58	0.39	
259	CHURCH MUTUAL INSURANCE COMPANY	6	3	50.0%	2		
12205	CIMARRON INSURANCE COMPANY	6	4	66.7%	2		
58704	CINCINNATI FINANCIAL CORPORATION	6	0	0.0%	2		
ABQ01	CITY OF ALBUQUERQUE	63	23	36.5%	19	0.29	
CAR01	CITY OF CARLSBAD	5	0	0.0%	1		
FAR01	CITY OF FARMINGTON	14	5	35.7%	4	0.26	
CLC01	CITY OF LAS CRUCES	15	2	13.3%	4	-0.71	
CSF01	CITY OF SANTA FE	7	0	0.0%	2		
Total		3,346	996	29.8%			

CALENDAR YEAR 2022
New Mexico Workers' Compensation Administration

LATE FILING FROI ITEMIZED: First Report of Injury or Illness – CY 2022 (CONT.)

Carrier ID	Carrier Name	Number of ttd-ptd claims	Number Late	Late Ratio	Expected	Z-Score	Z > 2
44179	COPPERPOINT MUTUAL INSURANCE HOLDING CO	8	7	87.5%	2		
COS01	COSTCO WHOLESALE	6	0	0.0%	1		
DOL01	DOLLAR GENERAL(DOLGEN CORP)	1	0	0.0%	0		
318	DONEGAL MUTUAL INSURANCE COMPANY	17	8	47.1%	4	1.21	
51243	EMPLOYERS HOLDINGS, INC.	13	7	53.8%	3	1.58	
2161	EMPLOYERS MUTUAL CASUALTY COMPANY	1	1	100.0%	0		*****
55579	ENSTAR GROUP LIMITED	15	4	26.7%	4	0.10	
58455	EVEREST RE GROUP LTD	20	5	25.0%	5	0.01	
44385	EVERGREEN PARENT, L.P.	4	2	50.0%	1		
58364	FAIRFAX FINANCIAL HOLDINGS LIMITED	19	10	52.6%	5	1.51	
52562	FARM BUREAU MUTUAL HOLDING COMPANY	13	5	38.5%	3	0.74	
FEX01	FEDERAL EXPRESS CORP POB 727	14	3	21.4%	3	-0.19	
FED01	FEDERAL EXPRESS GROUND	10	1	10.0%	2	-0.81	
384	FEDERATED MUTUAL INSURANCE COMPANY	20	1	5.0%	5	-1.08	
FIS01	FOOD INDUSTRY SELF INS FUND OF NM	108	4	3.7%	27	-1.15	
59492	FOSUN INTERNATIONAL HOLDINGS LTD	1	1	100.0%	0		
FMM01	FREEMPORT-MCMORAN CORP	8	1	12.5%	2		
54044	GROUP ONE THOUSAND ONE, LLC	3	0	0.0%	1		
58707	HARTFORD FINANCIAL SERVICES GROUP INC	122	48	39.3%	30	0.79	
51160	INTACT FINANCIAL CORPORATION	1	1	100.0%	0		
ITL01	INTEL CORPORATION	4	2	50.0%	1		
51391	JAMESTOWN HOLDINGS CORP.	1	0	0.0%	0		
51114	LIBERTY MUTUAL HOLDING COMPANY INC.	75	12	16.0%	19	-0.48	
50177	LOEWS CORPORATION	28	17	60.7%	7	1.95	
LAN01	LOS ALAMOS LABS	11	0	0.0%	3	-1.36	
58405	MARKEL CORPORATION	24	6	25.0%	6	0.01	
MCA01	MECH CONTRACTORS ASSOC OF NM	2	0	0.0%	0		
HCW01	N M HEALTHCARE W C GROUP	12	1	8.3%	3	-0.90	
PSI01	N M PUBLIC SCHOOLS	158	44	27.8%	39	0.16	
RUR01	N M RURAL ELECTRIC COOP ASSOC	7	1	14.3%	2		
SIF01	N M SELF INSURERS FUND	6	0	0.0%	1		
Total		3,346	996	29.8%			

CALENDAR YEAR 2022
New Mexico Workers' Compensation Administration

LATE FILING FROI ITEMIZED: First Report of Injury or Illness – CY 2022 (CONT.)

Carrier ID	Carrier Name	Number of ttd-ptd claims	Number Late	Late Ratio	Expected	Z-Score	Z > 2
RUR01	N M RURAL ELECTRIC COOP ASSOC	6	3	50.0%	2		
SIF01	N M SELF INSURERS FUND	10	0	0.0%	3	-1.29	
2358	NATIONWIDE MUTUAL INSURANCE COMPANY	6	4	66.7%	2		
CIA01	NEW MEXICO ASSN. OF COUNTIES	93	50	53.8%	28	1.04	
HWG01	NEW MEXICO HOSPITAL WORK COMP GROUP	16	4	25.0%	5	-0.21	
11527	NEW MEXICO MUTUAL CASUALTY COMPANY	582	0	0.0%	173	-1.29	
AGC01	NM BUILDING BRANCH AGC	4	0	0.0%	1		
2381	OHIO FARMERS INSURANCE COMPANY	6	3	50.0%	2		
58439	OLD REPUBLIC INTERNATIONAL CORPORATION	73	29	39.7%	22	0.43	
320	PHARMACISTS MUTUAL INSURANCE COMPANY	1	0	0.0%	0		
PWC01	PINNACLE WEST CAPITAL CORP	3	1	33.3%	1		
PRE01	PRESBYTERIAN HEALTHCARE SERVICES	26	1	3.8%	8	-1.12	
58332	PROTECTIVE INSURANCE CORPORATION	12	8	66.7%	4	1.60	
85434	QBE INSURANCE GROUP LIMITED	14	4	28.6%	4	-0.05	
SJR01	SAN JUAN REGIONAL MEDICAL CENTER	16	3	18.8%	5	-0.48	
SAN01	SANDIA CORPORATION	10	1	10.0%	3	-0.86	
58466	SELECTIVE INSURANCE GROUP INC	6	2	33.3%	2		
2466	SENTRY INSURANCE A MUTUAL COMPANY	14	0	0.0%	4	-1.29	
46834	SERVICE INSURANCE HOLDINGS, INC	12	6	50.0%	4	0.88	
01929	SFM MUTUAL INSURANCE COMPANY	1	1	100.0%	0		
52641	SOMPO HOLDINGS INC	7	4	57.1%	2		
55404	STARR INTERNATIONAL COMPANY, INC.	50	20	40.0%	15	0.44	
2479	STATE FARM MUTUAL AUTOMOBILE INS CO	5	1	20.0%	1		
SNM01	STATE OF NEW MEXICO RISK MGMT DIVISION	196	116	59.2%	58	1.28	
33806	SUNZ HOLDINGS LLC	1	1	100.0%	0		
TAR01	TARGET STORES/DAYTON HUDSON	7	0	0.0%	2		
58505	THE HANOVER INSURANCE GROUP, INC.	9	3	33.3%	3		
KRO01	THE KROGER CO.	10	2	20.0%	3	-0.42	
58633	TOKIO MARINE HOLDINGS, INC.	56	18	32.1%	17	0.10	
58470	TRAVELERS COMPANIES, INC.	173	63	36.4%	51	0.29	
58496	W. R. BERKLEY CORPORATION	58	27	46.6%	17	0.73	
Total		3,346	996	29.8%			

CALENDAR YEAR 2022
New Mexico Workers' Compensation Administration

LATE FILING FROI ITEMIZED: First Report of Injury or Illness – CY 2022 (CONT.)

Carrier ID	Carrier Name	Number of ttd-ptd claims	Number Late	Late Ratio	Expected	Z-Score	Z > 2
3482	WCF MUTUAL INSURANCE COMPANY	4	1	25.0%	1		
46966	WESTAIM HIIG LP	5	4	80.0%	1		
50457	ZURICH INSURANCE GROUP LTD	177	75	42.4%	53	0.55	

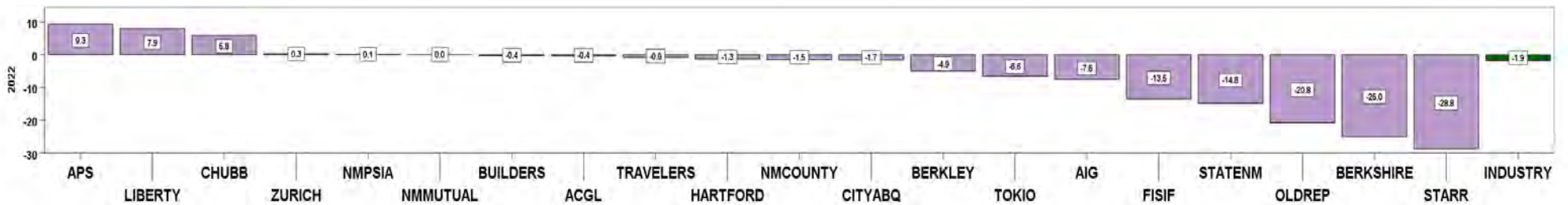
Total		3,346	996	29.8%			
--------------	--	--------------	------------	--------------	--	--	--

CALENDAR YEAR 2022
New Mexico Workers' Compensation Administration

LATE PAYMENT OF INITIAL BENEFITS TREND – 12 QTRS



CY 2022 Claim Summary		
Carrier Name	No.	% Late
ACGL	35	51
AIG	171	27
APS	68	18
BERKLEY	47	60
BERKSHIRE	48	58
BUILDERSTRUST	102	6
CITYABQ	61	11
CHUBBLIMITED	182	32
FISIF	89	15
HARTFORD	96	33
LIBERTYMUTUAL	99	27
NMCOUNTY	85	49
NMMUTUAL	536	0
NMPSIA	154	26
OLDREPUBLIC	61	23
STARR	44	32
STATENM	173	51
TOKIOMARINE	51	20
TRAVELERS	161	22
ZURICH	150	30
Industry Average	2,972	25.9%



CALENDAR YEAR 2022
New Mexico Workers' Compensation Administration

LATE PAYMENT OF INITIAL BENEFITS ITEMIZED – CY 2022 (CONT.)

Carrier ID	Carrier Name	Number of ttd-ptd claims	Number Late	Late Ratio	Expected	Z-Score	Z > 2
ABF01	ABF FREIGHT SYSTEM INC	6	3	50.0%	2		
H2001	ABQ/BERNCO WATER UTILITY AUTHORITY	5	0	0.0%	1		
468	ACUITY A MUTUAL INS COMPANY	8	1	12.5%	2		
APS01	ALBUQUERQUE PUBLIC SCHOOLS	68	12	17.6%	18	-0.40	
58702	AMERICAN INTERNATIONAL GROUP, INC	171	47	27.5%	44	0.07	
52536	AMERISURE MUTUAL HOLDINGS INC	3	2	66.7%	1		
58459	ARCH CAPITAL GROUP LTD.	35	18	51.4%	9	1.22	
ASF01	ARCHDIOCESE OF SANTA FE	2	1	50.0%	1		
58448	ARGO GROUP INTERNATIONAL HOLDINGS, LTD	19	5	26.3%	5	0.02	
ABC01	ASSOC BUILDERS & CONTRACTORS	6	4	66.7%	2		
51156	ASSURANT INC	1	1	100.0%	0		
85085	AXA S.A.	38	12	31.6%	10	0.27	
BAS01	BASHA'S INC	2	1	50.0%	1		
58334	BERKSHIRE HATHAWAY INC	48	28	58.3%	12	1.55	
46512	BIC HOLDINGS LLC	5	1	20.0%	1		
60081	BLUE CROSS BLUE SHIELD OF MI MUTUAL INS	16	12	75.0%	4	2.35	*****
BTR01	BUILDERS TRUST	102	6	5.9%	26	-0.96	
2081	CENTRAL MUTUAL INSURANCE COMPANY	1	0	0.0%	0		
85512	CHANDLER INSURANCE COMPANY, LTD.	9	8	88.9%	2		
46331	CHINA MINSHENG INVESTMENT GROUP CORP LTD	2	0	0.0%	1		
CHR01	CHRISTUS ST VINCENT HOSPITAL	8	3	37.5%	2		
58303	CHUBB LIMITED	182	58	31.9%	47	0.28	
259	CHURCH MUTUAL INSURANCE COMPANY	5	3	60.0%	1		
12205	CIMARRON INSURANCE COMPANY	5	3	60.0%	1		
58704	CINCINNATI FINANCIAL CORPORATION	5	2	40.0%	1		
ABQ01	CITY OF ALBUQUERQUE	61	7	11.5%	16	-0.69	
CAR01	CITY OF CARLSBAD	5	0	0.0%	1		
FAR01	CITY OF FARMINGTON	13	3	23.1%	3	-0.14	
CLC01	CITY OF LAS CRUCES	12	3	25.0%	3	-0.05	
CSF01	CITY OF SANTA FE	7	2	28.6%	2		
44179	COPPERPOINT MUTUAL INSURANCE HOLDING CO	16	6	37.5%	4	0.55	
Total		2,972	771	25.9%			

CALENDAR YEAR 2022
New Mexico Workers' Compensation Administration

LATE PAYMENT OF INITIAL BENEFITS ITEMIZED – CY 2022 (CONT.)

Carrier ID	Carrier Name	Number of ttd-ptd claims	Number Late	Late Ratio	Expected	Z-Score	Z > 2
COS01	COSTCO WHOLESALE	11	2	18.2%	3	-0.37	
DOL01	DOLLAR GENERAL (DOLGEN CORP)	1	0	0.0%	0		
318	DONEGAL MUTUAL INSURANCE COMPANY	5	5	100.0%	1		
51243	EMPLOYERS HOLDINGS, INC.	6	2	33.3%	2		
55579	ENSTAR GROUP LIMITED	12	10	83.3%	3	2.75	*****
51656	ERNEST RADY TRUST	1	0	0.0%	0		
58455	EVEREST RE GROUP LTD	9	4	44.4%	2		
44385	EVERGREEN PARENT, L.P.	15	11	73.3%	4	2.27	*****
50710	EXXON MOBIL CORPORATION	1	0	0.0%	0		
58364	FAIRFAX FINANCIAL HOLDINGS LIMITED	6	2	33.3%	2		
52562	FARM BUREAU MUTUAL HOLDING COMPANY	2	1	50.0%	1		
FEX01	FEDERAL EXPRESS CORP POB 727	12	2	16.7%	3	-0.44	
FED01	FEDERAL EXPRESS GROUND	4	0	0.0%	1		
384	FEDERATED MUTUAL INSURANCE COMPANY	12	6	50.0%	3	1.15	
FIS01	FOOD INDUSTRY SELF INS FUND OF NM	89	13	14.6%	23	-0.54	
FMM01	FREEPOR-T-MCMORAN CORP	10	0	0.0%	3	-1.24	
50408	GENERAL ELECTRIC COMPANY	1	0	0.0%	0		
58707	HARTFORD FINANCIAL SERVICES GROUP INC	96	32	33.3%	25	0.35	
HEA01	HEALTHSOUTH REHAB CORP	1	0	0.0%	0		
ITL01	INTEL CORPORATION	4	0	0.0%	1		
51391	JAMESTOWN HOLDINGS CORP.	1	0	0.0%	0		
51114	LIBERTY MUTUAL HOLDING COMPANY INC.	99	27	27.3%	26	0.06	
50177	LOEWS CORPORATION	29	20	69.0%	8	2.06	*****
LAN01	LOS ALAMOS LABS	12	2	16.7%	3	-0.44	
11387	MAINE EMPLOYERS MUTUAL INSURANCE COMPANY	2	0	0.0%	1		
58405	MARKEL CORPORATION	14	5	35.7%	4	0.47	
MCA01	MECH CONTRACTORS ASSOC OF NM	2	0	0.0%	1		
02327	MIDWEST FAMILY MUTUAL INSURANCE CO	1	0	0.0%	0		
HCW01	N M HEALTHCARE W C GROUP	3	0	0.0%	1		
PSI01	N M PUBLIC SCHOOLS	154	40	26.0%	40	0.00	
RUR01	N M RURAL ELECTRIC COOP ASSOC	5	1	20.0%	1		
Total		2,972	771	25.9%			

CALENDAR YEAR 2022
New Mexico Workers' Compensation Administration

LATE PAYMENT OF INITIAL BENEFITS ITEMIZED – CY 2022 (CONT.)

Carrier ID	Carrier Name	Number of ttd-ptd claims	Number Late	Late Ratio	Expected	Z-Score	Z > 2
SIF01	N M SELF INSURERS FUND	10	1	10.0%	3	-0.76	
2358	NATIONWIDE MUTUAL INSURANCE COMPANY	6	2	33.3%	2		
CIA01	NEW MEXICO ASSN. OF COUNTIES	85	42	49.4%	22	1.12	
HWG01	NEW MEXICO HOSPITAL WORK COMP GROUP	13	2	15.4%	3	-0.51	
11527	NEW MEXICO MUTUAL CASUALTY COMPANY	536	0	0.0%	139	-1.24	
AGC01	NM BUILDING BRANCH AGC	4	0	0.0%	1		
2381	OHIO FARMERS INSURANCE COMPANY	2	1	50.0%	1		
58439	OLD REPUBLIC INTERNATIONAL CORPORATION	61	14	23.0%	16	-0.14	
320	PHARMACISTS MUTUAL INSURANCE COMPANY	1	0	0.0%	0		
PWC01	PINNACLE WEST CAPITAL CORP	2	0	0.0%	1		
PRE01	PRESBYTERIAN HEALTHCARE SERVICES	26	9	34.6%	7	0.42	
58332	PROTECTIVE INSURANCE CORPORATION	2	0	0.0%	1		
85434	QBE INSURANCE GROUP LIMITED	14	6	42.9%	4	0.81	
SJR01	SAN JUAN REGIONAL MEDICAL CENTER	15	3	20.0%	4	-0.28	
SAN01	SANDIA CORPORATION	9	1	11.1%	2		
58466	SELECTIVE INSURANCE GROUP INC	4	3	75.0%	1		
2466	SENTRY INSURANCE A MUTUAL COMPANY	14	10	71.4%	4	2.18	*****
46834	SERVICE INSURANCE HOLDINGS, INC	11	4	36.4%	3	0.50	
01929	SFM MUTUAL INSURANCE COMPANY	1	1	100.0%	0		
52641	SOMPO HOLDINGS INC	7	1	14.3%	2		
55404	STARR INTERNATIONAL COMPANY, INC.	44	14	31.8%	11	0.28	
2479	STATE FARM MUTUAL AUTOMOBILE INS CO	4	1	25.0%	1		
SNM01	STATE OF NEW MEXICO RISK MGMT DIVISION	173	88	50.9%	45	1.19	
33806	SUNZ HOLDINGS LLC	1	1	100.0%	0		
TAR01	TARGET STORES/DAYTON HUDSON	7	2	28.6%	2		
58505	THE HANOVER INSURANCE GROUP, INC.	8	5	62.5%	2		
KRO01	THE KROGER CO.	9	2	22.2%	2		
58633	TOKIO MARINE HOLDINGS, INC.	51	10	19.6%	13	-0.30	
58470	TRAVELERS COMPANIES, INC.	161	35	21.7%	42	-0.20	
58496	W. R. BERKLEY CORPORATION	47	28	59.6%	12	1.61	
3482	WCF MUTUAL INSURANCE COMPANY	4	0	0.0%	1		
Total		2,972	771	25.9%			

CALENDAR YEAR 2022
 New Mexico Workers' Compensation Administration

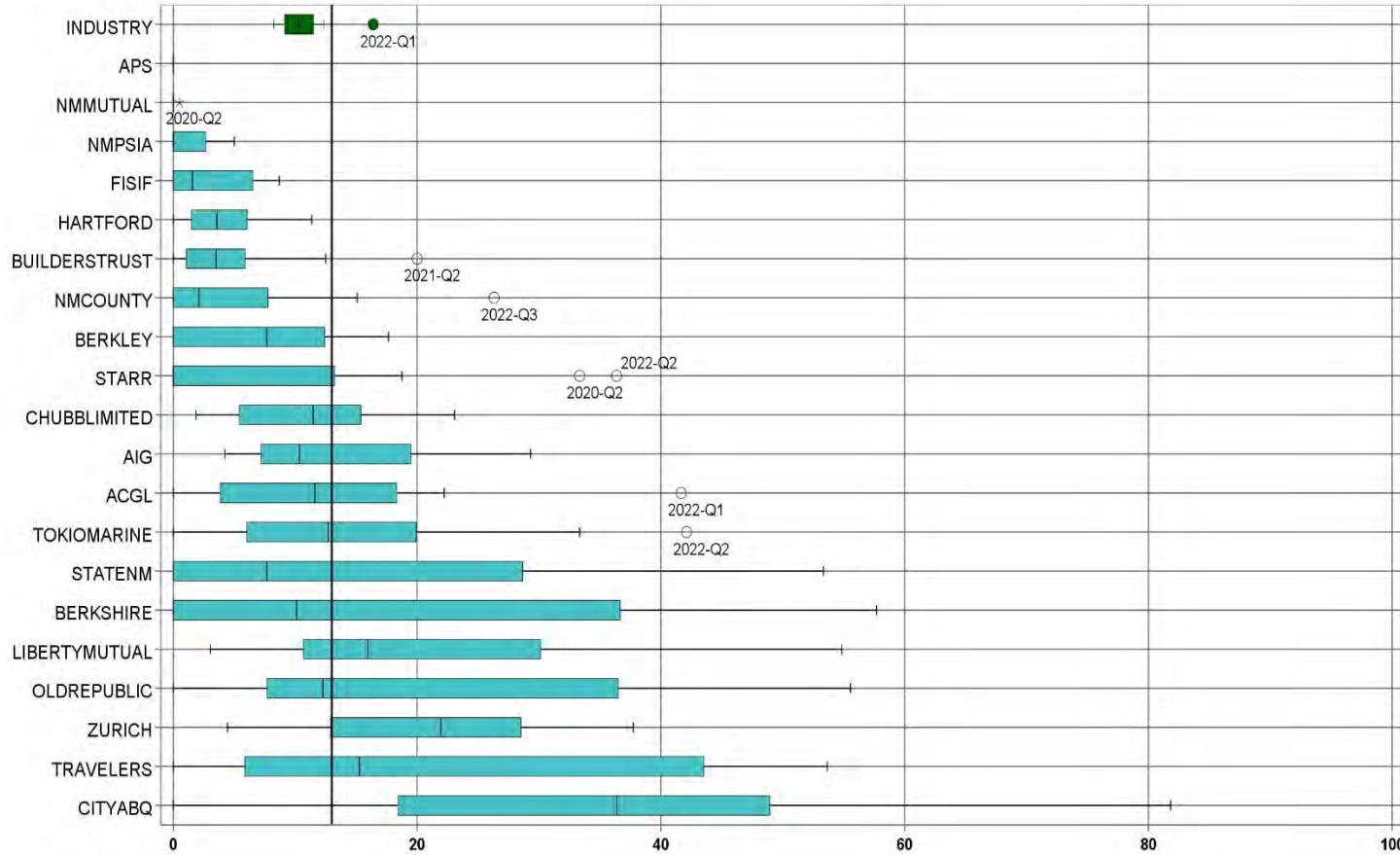
LATE PAYMENT OF INITIAL BENEFITS ITEMIZED – CY 2022 (CONT.)

Carrier ID	Carrier Name	Number of ttd-ptd claims	Number Late	Late Ratio	Expected	Z-Score	Z > 2
46966	WESTAIM HIIG LP	4	3	75.0%	1		
50457	ZURICH INSURANCE GROUP LTD	150	45	30.0%	39	0.19	

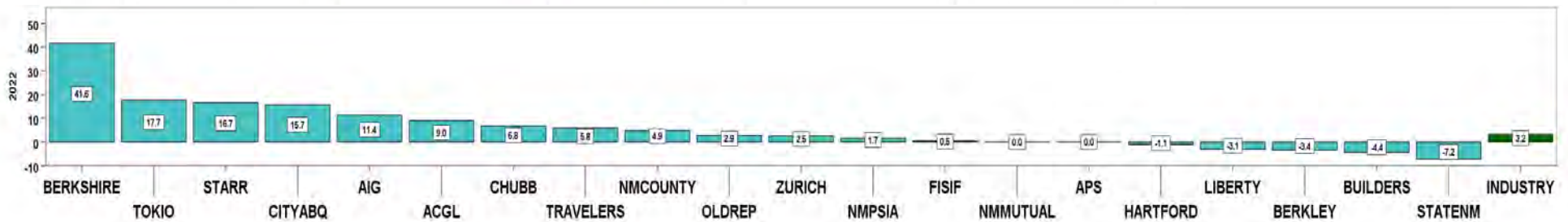
Total		2,972	771	25.9%			
--------------	--	--------------	------------	--------------	--	--	--

CALENDAR YEAR 2022
New Mexico Workers' Compensation Administration

LATE FILING SROI TREND – 12 QTRS: Subsequent Report of Injury



CY 2022 Claim Summary		
Carrier Name	No.	% Late
ACGL	41	20
AIG	234	18
APS	68	0
BERKLEY	66	9
BERKSHIRE	61	49
BUILDERSTRUST	137	3
CITYABQ	66	52
CHUBBLIMITED	217	18
FISIF	98	3
HARTFORD	113	5
LIBERTYMUTUAL	149	23
NMCOUNTY	97	10
NMMUTUAL	617	0
NMPSIA	174	2
OLDREPUBLIC	81	31
STARR	54	17
STATENM	215	22
TOKIOMARINE	63	30
TRAVELERS	196	12
ZURICH	200	25
Industry Average	3,727	13.0%



CALENDAR YEAR 2022
New Mexico Workers' Compensation Administration

LATE FILING SROI ITEMIZED – CY 2022: Subsequent Report of Injury (CONT.)

Carrier ID	Carrier Name	Number of ttd-ptd claims	Number Late	Late Ratio	Expected	Z-Score	Z > 2
ABF01	ABF FREIGHT SYSTEM INC	7	0	0.0%	1		
H2001	ABQ/BERNCO WATER UTILITY AUTHORITY	5	0	0.0%	1		
468	ACUITY A MUTUAL INS COMPANY	9	1	11.1%	1		
APS01	ALBUQUERQUE PUBLIC SCHOOLS	68	0	0.0%	9	-0.98	
58317	AMERICAN FINANCIAL GROUP, INC	2	1	50.0%	0		
58702	AMERICAN INTERNATIONAL GROUP, INC	234	41	17.5%	30	0.34	
52536	AMERISURE MUTUAL HOLDINGS INC	6	1	16.7%	1		
58459	ARCH CAPITAL GROUP LTD.	41	8	19.5%	5	0.49	
ASF01	ARCHDIOCESE OF SANTA FE	2	0	0.0%	0		
58448	ARGO GROUP INTERNATIONAL HOLDINGS, LTD	23	9	39.1%	3	1.96	
ABC01	ASSOC BUILDERS & CONTRACTORS	7	1	14.3%	1		
51156	ASSURANT INC	1	0	0.0%	0		
85085	AXA S.A.	49	13	26.5%	6	1.02	
BAS01	BASHA'S INC	2	2	100.0%	0		
58334	BERKSHIRE HATHAWAY INC	61	30	49.2%	8	2.72	*****
46512	BIC HOLDINGS LLC	5	3	60.0%	1		
60081	BLUE CROSS BLUE SHIELD OF MI MUTUAL INS	20	0	0.0%	3	-0.98	
BTR01	BUILDERS TRUST	137	4	2.9%	18	-0.76	
2081	CENTRAL MUTUAL INSURANCE COMPANY	1	0	0.0%	0		
85512	CHANDLER INSURANCE COMPANY, LTD.	12	0	0.0%	2	-0.98	
46331	CHINA MINSHENG INVESTMENT GROUP CORP LTD	3	3	100.0%	0		
CHR01	CHRISTUS ST VINCENT HOSPITAL	9	0	0.0%	1		
58303	CHUBB LIMITED	217	40	18.4%	28	0.41	
259	CHURCH MUTUAL INSURANCE COMPANY	6	4	66.7%	1		
12205	CIMARRON INSURANCE COMPANY	7	0	0.0%	1		
58704	CINCINNATI FINANCIAL CORPORATION	9	0	0.0%	1		
ABQ01	CITY OF ALBUQUERQUE	66	34	51.5%	9	2.90	*****
CAR01	CITY OF CARLSBAD	6	0	0.0%	1		
FAR01	CITY OF FARMINGTON	14	1	7.1%	2	-0.44	
CLC01	CITY OF LAS CRUCES	16	0	0.0%	2	-0.98	
CSF01	CITY OF SANTA FE	7	0	0.0%	1		
Total		3,727	484	13.0%			

CALENDAR YEAR 2022
New Mexico Workers' Compensation Administration

LATE FILING SROI ITEMIZED – CY 2022: Subsequent Report of Injury (CONT.)

Carrier ID	Carrier Name	Number of ttd-ptd claims	Number Late	Late Ratio	Expected	Z-Score	Z > 2
3633	COLUMBIA MUTUAL INSURANCE COMPANY	2	1	50.0%	0		
44179	COPPERPOINT MUTUAL INSURANCE HOLDING CO	18	3	16.7%	2	0.28	
COS01	COSTCO WHOLESALE	13	4	30.8%	2	1.34	
11130	DAKOTA TRUCK UNDERWRITERS	1	1	100.0%	0		
DOL01	DOLLAR GENERAL (DOLGEN CORP)	3	1	33.3%	0		
318	DONEGAL MUTUAL INSURANCE COMPANY	11	0	0.0%	1	-0.98	
51243	EMPLOYERS HOLDINGS, INC.	21	5	23.8%	3	0.81	
55579	ENSTAR GROUP LIMITED	18	1	5.6%	2	-0.56	
51656	ERNEST RADY TRUST	2	1	50.0%	0		
58455	EVEREST RE GROUP LTD	12	1	8.3%	2	-0.35	
44385	EVERGREEN PARENT, L.P.	15	2	13.3%	2	0.03	
50710	EXXON MOBIL CORPORATION	1	1	100.0%	0		
58364	FAIRFAX FINANCIAL HOLDINGS LIMITED	26	2	7.7%	3	-0.40	
52562	FARM BUREAU MUTUAL HOLDING COMPANY	2	0	0.0%	0		
FEX01	FEDERAL EXPRESS CORP POB 727	18	2	11.1%	2	-0.14	
FED01	FEDERAL EXPRESS GROUND	4	0	0.0%	1		
384	FEDERATED MUTUAL INSURANCE COMPANY	15	5	33.3%	2	1.53	
FIS01	FOOD INDUSTRY SELF INS FUND OF NM	98	3	3.1%	13	-0.75	
FMM01	FREEPORT-MCMORAN CORP	10	0	0.0%	1	-0.98	
50408	GENERAL ELECTRIC COMPANY	1	0	0.0%	0		
58707	HARTFORD FINANCIAL SERVICES GROUP INC	113	6	5.3%	15	-0.58	
85259	HDI V.A.G.	1	0	0.0%	0		
HEA01	HEALTHSOUTH REHAB CORP	1	1	100.0%	0		
ITL01	INTEL CORPORATION	6	0	0.0%	1		
51391	JAMESTOWN HOLDINGS CORP.	1	0	0.0%	0		
51114	LIBERTY MUTUAL HOLDING COMPANY INC.	149	34	22.8%	19	0.74	
50177	LOEWS CORPORATION	43	3	7.0%	6	-0.45	
LAN01	LOS ALAMOS LABS	13	0	0.0%	2	-0.98	
11387	MAINE EMPLOYERS MUTUAL INSURANCE COMPANY	2	2	100.0%	0		
58405	MARKEL CORPORATION	15	0	0.0%	2	-0.98	
MCA01	MECH CONTRACTORS ASSOC OF NM	2	0	0.0%	0		
Total		3,727	484	13.0%			

CALENDAR YEAR 2022
New Mexico Workers' Compensation Administration

LATE FILING SROI ITEMIZED – CY 2022: Subsequent Report of Injury (CONT.)

Carrier ID	Carrier Name	Number of ttd-ptd claims	Number Late	Late Ratio	Expected	Z-Score	Z > 2
02327	MIDWEST FAMILY MUTUAL INSURANCE CO	1	0	0.0%	0		
HCW01	N M HEALTHCARE W C GROUP	3	0	0.0%	0		
PSI01	N M PUBLIC SCHOOLS	174	3	1.7%	23	-0.85	
RUR01	N M RURAL ELECTRIC COOP ASSOC	6	0	0.0%	1		
SIF01	N M SELF INSURERS FUND	11	0	0.0%	1	-0.98	
2358	NATIONWIDE MUTUAL INSURANCE COMPANY	6	0	0.0%	1		
CIA01	NEW MEXICO ASSN. OF COUNTIES	97	10	10.3%	13	-0.20	
HWG01	NEW MEXICO HOSPITAL WORK COMP GROUP	16	0	0.0%	2	-0.98	
11527	NEW MEXICO MUTUAL CASUALTY COMPANY	617	0	0.0%	80	-0.98	
AGC01	NM BUILDING BRANCH AGC	5	0	0.0%	1		
2381	OHIO FARMERS INSURANCE COMPANY	7	2	28.6%	1		
58439	OLD REPUBLIC INTERNATIONAL CORPORATION	81	25	30.9%	11	1.34	
320	PHARMACISTS MUTUAL INSURANCE COMPANY	1	1	100.0%	0		
PWC01	PINNACLE WEST CAPITAL CORP	3	0	0.0%	0		
PRE01	PRESBYTERIAN HEALTHCARE SERVICES	41	1	2.4%	5	-0.79	
58332	PROTECTIVE INSURANCE CORPORATION	14	2	14.3%	2	0.10	
85434	QBE INSURANCE GROUP LIMITED	15	0	0.0%	2	-0.98	
SJR01	SAN JUAN REGIONAL MEDICAL CENTER	16	0	0.0%	2	-0.98	
SAN01	SANDIA CORPORATION	14	0	0.0%	2	-0.98	
58466	SELECTIVE INSURANCE GROUP INC	7	1	14.3%	1		
2466	SENTRY INSURANCE A MUTUAL COMPANY	40	2	5.0%	5	-0.60	
46834	SERVICE INSURANCE HOLDINGS, INC	13	2	15.4%	2	0.18	
01929	SFM MUTUAL INSURANCE COMPANY	1	0	0.0%	0		
52641	SOMPO HOLDINGS INC	7	0	0.0%	1		
55404	STARR INTERNATIONAL COMPANY, INC.	54	9	16.7%	7	0.28	
2479	STATE FARM MUTUAL AUTOMOBILE INS CO	7	1	14.3%	1		
SNM01	STATE OF NEW MEXICO RISK MGMT DIVISION	215	47	21.9%	28	0.67	
33806	SUNZ HOLDINGS LLC	1	0	0.0%	0		
TAR01	TARGET STORES/DAYTON HUDSON	7	0	0.0%	1		
58505	THE HANOVER INSURANCE GROUP, INC.	9	2	22.2%	1		
KRO01	THE KROGER CO.	14	2	14.3%	2	0.10	
Total		3,727	484	13.0%			

CALENDAR YEAR 2022
 New Mexico Workers' Compensation Administration

LATE FILING SROI ITEMIZED – CY 2022: Subsequent Report of Injury (CONT.)

Carrier ID	Carrier Name	Number of ttd-ptd claims	Number Late	Late Ratio	Expected	Z-Score	Z > 2
58633	TOKIO MARINE HOLDINGS, INC.	63	19	30.2%	8	1.29	
58470	TRAVELERS COMPANIES, INC.	196	24	12.2%	25	-0.06	
58496	W. R. BERKLEY CORPORATION	66	6	9.1%	9	-0.29	
3482	WCF MUTUAL INSURANCE COMPANY	5	1	20.0%	1		
46966	WESTAIM HIIG LP	5	0	0.0%	1		
50457	ZURICH INSURANCE GROUP LTD	200	49	24.5%	26	0.87	

Total		3,727	484	13.0%			
--------------	--	--------------	------------	--------------	--	--	--

CALENDAR YEAR 2022
New Mexico Workers' Compensation Administration

12 QUARTER LEGAL ACTIVITY REPORT

Carrier ID	Carrier Name	Total	No Legal Activity	Legal Activity	% Legal Activity
ABF01	ABF FREIGHT SYSTEM INC	20	16	4	20.0%
H2001	ABQ/BERNCO WATER UTILITY AUTHORITY	18	15	3	16.7%
33652	ACCIDENT INSURANCE COMPANY, INC.	1	1	0	0.0%
468	ACUITY A MUTUAL INS COMPANY	33	25	8	24.2%
APS01	ALBUQUERQUE PUBLIC SCHOOLS	174	165	9	5.2%
85449	ALLIANZ SE	1	0	1	100.0%
ALL01	ALLSUP ENTERPRISES INC	3	1	2	66.7%
86794	AMERICAN CONTRACTORS INSURANCE GROUP LTD	1	0	1	100.0%
58317	AMERICAN FINANCIAL GROUP, INC	10	8	2	20.0%
58702	AMERICAN INTERNATIONAL GROUP, INC	1045	899	146	14.0%
6087	AMERICAN NATIONAL INSURANCE COMPANY	2	2	0	0.0%
52536	AMERISURE MUTUAL HOLDINGS INC	6	6	0	0.0%
58459	ARCH CAPITAL GROUP LTD.	182	157	25	13.7%
ASF01	ARCHDIOCESE OF SANTA FE	9	9	0	0.0%
58448	ARGO GROUP INTERNATIONAL HOLDINGS, LTD	81	71	10	12.3%
ABC01	ASSOC BUILDERS & CONTRACTORS	26	19	7	26.9%
51156	ASSURANT INC	1	1	0	0.0%
85085	AXA S.A.	131	105	26	19.8%
BAS01	BASHA'S INC	2	2	0	0.0%
58334	BERKSHIRE HATHAWAY INC	187	161	26	13.9%
46512	BIC HOLDINGS LLC	21	17	4	19.0%
60081	BLUE CROSS BLUE SHIELD OF MI MUTUAL INS	74	60	14	18.9%
221	BROTHERHOOD MUTUAL INSURANCE COMPANY	9	4	5	55.6%
BTR01	BUILDERS TRUST	468	377	91	19.4%
2081	CENTRAL MUTUAL INSURANCE COMPANY	3	3	0	0.0%
85512	CHANDLER INSURANCE COMPANY, LTD.	41	27	14	34.1%
CHE01	CHEVRON USA	1	0	1	100.0%
46331	CHINA MINSHENG INVESTMENT GROUP CORP LTD	3	2	1	33.3%
CHR01	CHRISTUS ST VINCENT HOSPITAL	30	26	4	13.3%
58303	CHUBB LIMITED	773	650	123	15.9%
259	CHURCH MUTUAL INSURANCE COMPANY	16	12	4	25.0%
12 Quarter Total		12,025	9,996	2,029	16.9%

CALENDAR YEAR 2022
New Mexico Workers' Compensation Administration

12 QUARTER LEGAL ACTIVITY REPORT (CONT.)

Carrier ID	Carrier Name	Total	No Legal Activity	Legal Activity	% Legal Activity
12205	CIMARRON INSURANCE COMPANY	12	10	2	16.7%
58704	CINCINNATI FINANCIAL CORPORATION	29	18	11	37.9%
ABQ01	CITY OF ALBUQUERQUE	180	152	28	15.6%
CAR01	CITY OF CARLSBAD	18	13	5	27.8%
FAR01	CITY OF FARMINGTON	30	27	3	10.0%
CLC01	CITY OF LAS CRUCES	50	44	6	12.0%
CSF01	CITY OF SANTA FE	29	27	2	6.9%
3633	COLUMBIA MUTUAL INSURANCE COMPANY	3	3	0	0.0%
44179	COPPERPOINT MUTUAL INSURANCE HOLDING CO	34	24	10	29.4%
COS01	COSTCO WHOLESALE	33	29	4	12.1%
11130	DAKOTA TRUCK UNDERWRITERS	2	1	1	50.0%
DOL01	DOLLAR GENERAL (DOLGEN CORP)	12	10	2	16.7%
318	DONEGAL MUTUAL INSURANCE COMPANY	53	39	14	26.4%
51243	EMPLOYERS HOLDINGS, INC.	64	46	18	28.1%
2161	EMPLOYERS MUTUAL CASUALTY COMPANY	1	0	1	100.0%
55579	ENSTAR GROUP LIMITED	42	32	10	23.8%
51656	ERNEST RADY TRUST	2	1	1	50.0%
58455	EVEREST RE GROUP LTD	41	36	5	12.2%
44385	EVERGREEN PARENT, L.P.	24	21	3	12.5%
50710	EXXON MOBIL CORPORATION	1	1	0	0.0%
58364	FAIRFAX FINANCIAL HOLDINGS LIMITED	66	53	13	19.7%
52562	FARM BUREAU MUTUAL HOLDING COMPANY	40	28	12	30.0%
FEX01	FEDERAL EXPRESS CORP POB 727	42	37	5	11.9%
FED01	FEDERAL EXPRESS GROUND	23	20	3	13.0%
384	FEDERATED MUTUAL INSURANCE COMPANY	59	47	12	20.3%
385	FEDERATED RURAL ELECTRIC INSURANCE EXCH	1	0	1	100.0%
FIS01	FOOD INDUSTRY SELF INS FUND OF NM	326	279	47	14.4%
59492	FOSUN INTERNATIONAL HOLDINGS LTD	1	0	1	100.0%
FMM01	FREEMPORT-MCMORAN CORP	24	22	2	8.3%
50408	GENERAL ELECTRIC COMPANY	2	2	0	0.0%
54044	GROUP ONE THOUSAND ONE, LLC	3	3	0	0.0%
12 Quarter Total		12,025	9,996	2,029	16.9%

CALENDAR YEAR 2022
New Mexico Workers' Compensation Administration

12 QUARTER LEGAL ACTIVITY REPORT (CONT.)

Carrier ID	Carrier Name	Total	No Legal Activity	Legal Activity	% Legal Activity
58707	HARTFORD FINANCIAL SERVICES GROUP INC	398	331	67	16.8%
85259	HDI V.A.G.	1	0	1	100.0%
HEA01	HEALTHSOUTH REHAB CORP	2	2	0	0.0%
51160	INTACT FINANCIAL CORPORATION	3	2	1	33.3%
ITL01	INTEL CORPORATION	18	16	2	11.1%
51391	JAMESTOWN HOLDINGS CORP.	4	4	0	0.0%
KIE01	KIEWIT CONSTRUCTION GROUP INC	1	1	0	0.0%
51114	LIBERTY MUTUAL HOLDING COMPANY INC.	382	325	57	14.9%
50177	LOEWS CORPORATION	113	85	28	24.8%
LAN01	LOS ALAMOS LABS	40	36	4	10.0%
MAC01	MACYS INC	1	0	1	100.0%
11387	MAINE EMPLOYERS MUTUAL INSURANCE COMPANY	2	2	0	0.0%
58405	MARKEL CORPORATION	57	51	6	10.5%
MCA01	MECH CONTRACTORS ASSOC OF NM	8	8	0	0.0%
02327	MIDWEST FAMILY MUTUAL INSURANCE CO	2	2	0	0.0%
52662	MS&AD INSURANCE GROUP HOLDINGS, INC.	1	0	1	100.0%
HCW01	N M HEALTHCARE W C GROUP	25	21	4	16.0%
PSI01	N M PUBLIC SCHOOLS	482	420	62	12.9%
RUR01	N M RURAL ELECTRIC COOP ASSOC	20	18	2	10.0%
SIF01	N M SELF INSURERS FUND	27	25	2	7.4%
2358	NATIONWIDE MUTUAL INSURANCE COMPANY	20	18	2	10.0%
CIA01	NEW MEXICO ASSN. OF COUNTIES	503	397	106	21.1%
HWG01	NEW MEXICO HOSPITAL WORK COMP GROUP	64	57	7	10.9%
11527	NEW MEXICO MUTUAL CASUALTY COMPANY	2035	1653	382	18.8%
AGC01	NM BUILDING BRANCH AGC	15	14	1	6.7%
2381	OHIO FARMERS INSURANCE COMPANY	14	12	2	14.3%
58439	OLD REPUBLIC INTERNATIONAL CORPORATION	230	181	49	21.3%
320	PHARMACISTS MUTUAL INSURANCE COMPANY	1	1	0	0.0%
PWC01	PINNACLE WEST CAPITAL CORP	11	10	1	9.1%
PRE01	PRESBYTERIAN HEALTHCARE SERVICES	147	132	15	10.2%
59716	PROSIGHT GLOBAL HOLDINGS LTD	1	1	0	0.0%
12 Quarter Total		12,025	9,996	2,029	16.9%

CALENDAR YEAR 2022
New Mexico Workers' Compensation Administration

12 QUARTER LEGAL ACTIVITY REPORT (CONT.)

Carrier ID	Carrier Name	Total	No Legal Activity	Legal Activity	% Legal Activity
58332	PROTECTIVE INSURANCE CORPORATION	39	27	12	30.8%
85434	QBE INSURANCE GROUP LIMITED	39	35	4	10.3%
QCI01	QWEST COMMUNICATIONS INTERNATIONAL	1	0	1	100.0%
RYD01	RYDER SYSTEMS INC	1	0	1	100.0%
SJR01	SAN JUAN REGIONAL MEDICAL CENTER	52	50	2	3.8%
SAN01	SANDIA CORPORATION	33	30	3	9.1%
58466	SELECTIVE INSURANCE GROUP INC	17	9	8	47.1%
2466	SENTRY INSURANCE A MUTUAL COMPANY	98	87	11	11.2%
46834	SERVICE INSURANCE HOLDINGS, INC	27	22	5	18.5%
01929	SFM MUTUAL INSURANCE COMPANY	1	1	0	0.0%
52641	SOMPO HOLDINGS INC	22	19	3	13.6%
55404	STARR INTERNATIONAL COMPANY, INC.	148	126	22	14.9%
2479	STATE FARM MUTUAL AUTOMOBILE INS CO	20	14	6	30.0%
SNM01	STATE OF NEW MEXICO RISK MGMT DIVISION	648	535	113	17.4%
33806	SUNZ HOLDINGS LLC	1	1	0	0.0%
TAR01	TARGET STORES/DAYTON HUDSON	14	13	1	7.1%
58505	THE HANOVER INSURANCE GROUP, INC.	17	14	3	17.6%
KRO01	THE KROGER CO.	58	48	10	17.2%
58633	TOKIO MARINE HOLDINGS, INC.	193	168	25	13.0%
58470	TRAVELERS COMPANIES, INC.	581	469	112	19.3%
58496	W. R. BERKLEY CORPORATION	148	109	39	26.4%
3482	WCF MUTUAL INSURANCE COMPANY	5	5	0	0.0%
46966	WESTAIM HIIG LP	6	5	1	16.7%
50457	ZURICH INSURANCE GROUP LTD	609	518	91	14.9%
12 Quarter Total		12,025	9,996	2,029	16.9%